



US00D607164S

(12) **United States Design Patent**
Stiglich et al.

(10) **Patent No.:** **US D607,164 S**
(45) **Date of Patent:** **** Dec. 29, 2009**

(54) **VEHICLE WHEEL CLEANING DEVICE WITH REMOVABLE BATTEN**

Primary Examiner—Robin V Webster
(74) *Attorney, Agent, or Firm*—Elsie C. Turner

(76) Inventors: **Stephen Stiglich**, 6215 Brookhill Cir., Orlando, FL (US) 32810; **Adrian Sullivan**, 16924 Comerwood Dr., Orlando, FL (US) 32820

(57) **CLAIM**

The ornamental design for a vehicle wheel cleaning device with removable batten, as shown and described.

(**) Term: **14 Years**

(21) Appl. No.: **29/312,570**

DESCRIPTION

(22) Filed: **Oct. 31, 2008**

(51) **LOC (9) Cl.** **08-99**

FIG. 1 is a perspective view of my new design for a vehicle wheel cleaning device with removable batten;

(52) **U.S. Cl.** **D32/35; D32/40; D32/51**

FIG. 2 is left end elevational view thereof;

(58) **Field of Classification Search** D32/35, D32/40-45, 51, 52; 15/104.93, 104.94, 220.1, 15/244.1-244.4, 245, 208, 209.1; D21/727
See application file for complete search history.

FIG. 3 is a right end elevational view thereof;

FIG. 4 is a side elevational view of thereof, it being understood that the opposite side elevation is a mirror image thereof;

(56) **References Cited**

FIG. 5 is a top edge plan view thereof;

U.S. PATENT DOCUMENTS

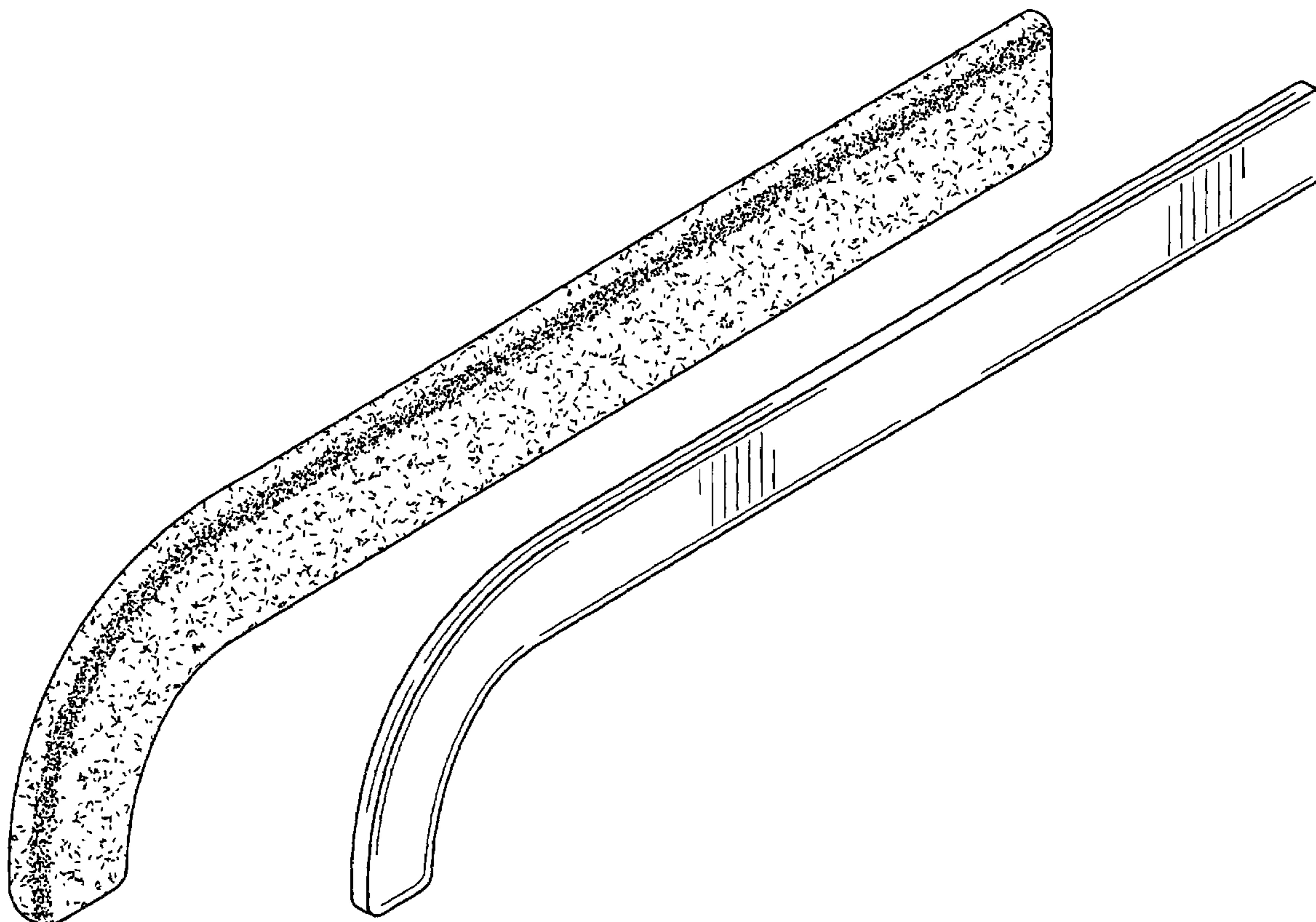
FIG. 6 is a bottom edge plan view thereof; and,

- 2,871,497 A * 2/1959 Miller et al. 15/244.1
- 6,244,771 B1 * 6/2001 Bruggeman et al. 401/176
- 6,510,576 B1 * 1/2003 Gruber 15/104.94

FIG. 7 is an exploded perspective view thereof with the batten removed from the sleeve.

* cited by examiner

1 Claim, 3 Drawing Sheets



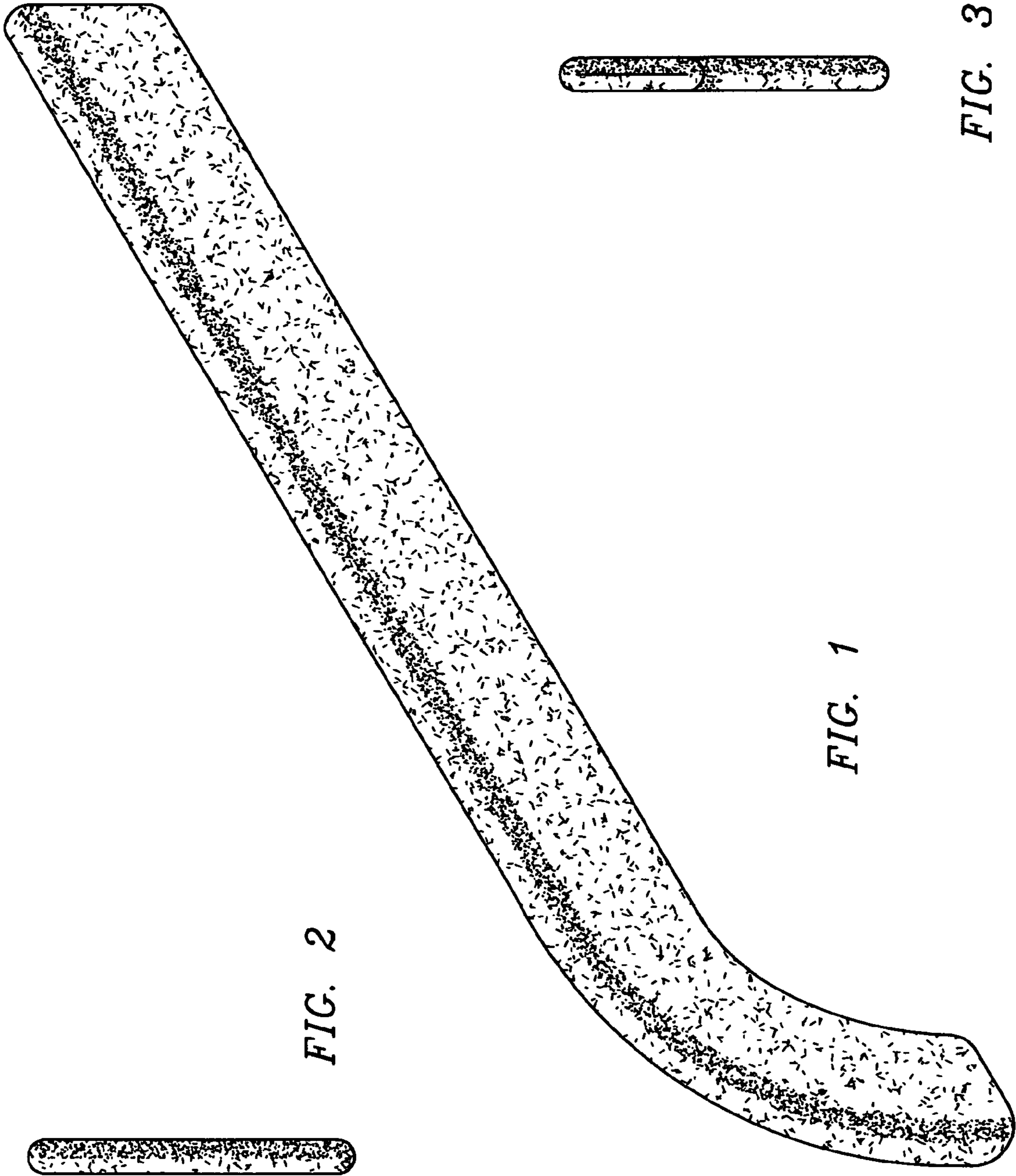


FIG. 2

FIG. 1

FIG. 3

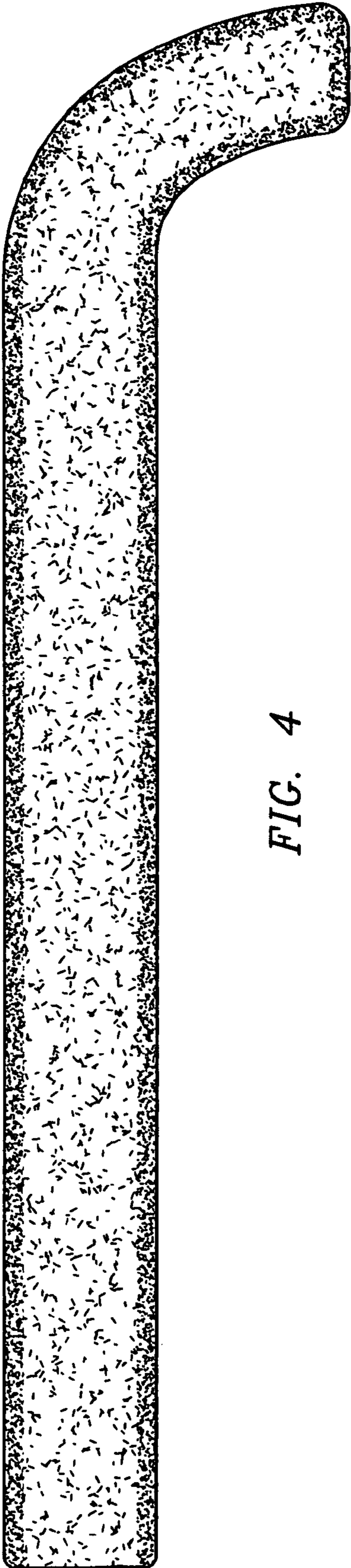


FIG. 4



FIG. 5



FIG. 6

