

US00D607159S

(12) **United States Design Patent**  
**Kellogg et al.**

(10) **Patent No.:** **US D607,159 S**

(45) **Date of Patent:** **\*\* Dec. 29, 2009**

(54) **FELINE PLAY STRUCTURE**

(75) Inventors: **Adam M. Kellogg**, Oconomowoc, WI (US); **Kelly C. Kellogg**, Oconomowoc, WI (US); **Dean B. Krotts**, Hartland, WI (US)

(73) Assignee: **SportPet Designs, Inc.**, Waukesha, WI (US)

(\*\*) Term: **14 Years**

(21) Appl. No.: **29/313,244**

(22) Filed: **Dec. 18, 2008**

(51) **LOC (9) Cl.** ..... **30-99**

(52) **U.S. Cl.** ..... **D30/160**

(58) **Field of Classification Search** ..... D30/108-119, D30/158, 160, 161, 199; D21/510; 119/28.5, 119/452-453, 474, 482, 484, 496, 706-708, 119/622, 621

See application file for complete search history.

(56) **References Cited**

**U.S. PATENT DOCUMENTS**

D175,292 S *	8/1955	Austgen	.....	D30/160
D206,579 S *	1/1967	Sherwood	.....	D30/158
D235,270 S *	6/1975	Borak	.....	D30/158
4,177,763 A *	12/1979	Cook	.....	119/706
4,253,423 A *	3/1981	Kaplan	.....	119/706
D261,186 S *	10/1981	Michalski	.....	D30/160
4,517,922 A *	5/1985	Lind	.....	119/708
4,611,556 A *	9/1986	Frank	.....	119/706
D295,088 S *	4/1988	O'Rourke	.....	D30/160
4,790,265 A *	12/1988	Manson	.....	119/706

D334,637 S *	4/1993	Mitchell	.....	D30/160
D336,557 S *	6/1993	Wade	.....	D30/160
D355,057 S *	1/1995	Northrop et al.	.....	D30/160
D406,678 S *	3/1999	Rittenhouse	.....	D30/108
D444,600 S *	7/2001	Spritzer	.....	D30/160
D460,222 S *	7/2002	DeRaspe-Bolles et al.	.....	D30/160
D501,064 S *	1/2005	Williams	.....	D30/160
D513,546 S *	1/2006	Comerford	.....	D30/160
D545,007 S *	6/2007	Northrop	.....	D30/160

\* cited by examiner

*Primary Examiner*—Stella M Reid

*Assistant Examiner*—Rashida C McCoy

(74) *Attorney, Agent, or Firm*—Ryan Kromholz & Manion, S.C.

(57) **CLAIM**

The ornamental design for a feline play structure, as shown and described.

**DESCRIPTION**

FIG. 1 is a perspective view of a feline play structure, showing our design;

FIG. 2 is a front elevation view thereof, the rear elevation view being identical;

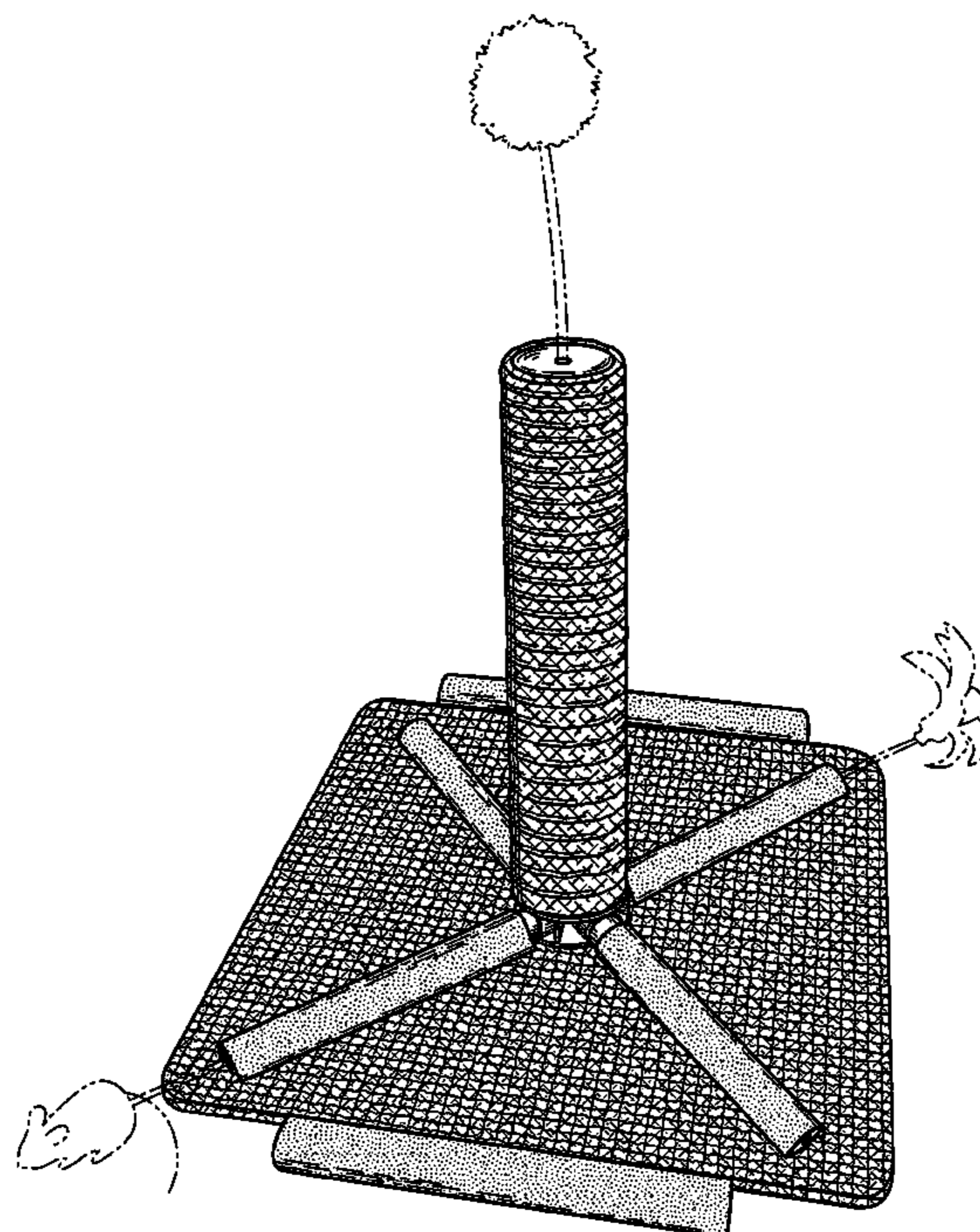
FIG. 3 is a right side elevation view, the left side elevation view being identical;

FIG. 4 is a top plan view thereof; and,

FIG. 5 is a bottom plan view thereof.

The broken line showing of the pet toys is included for the purpose of illustrating environmental structure and forms no part of the claimed design.

**1 Claim, 3 Drawing Sheets**



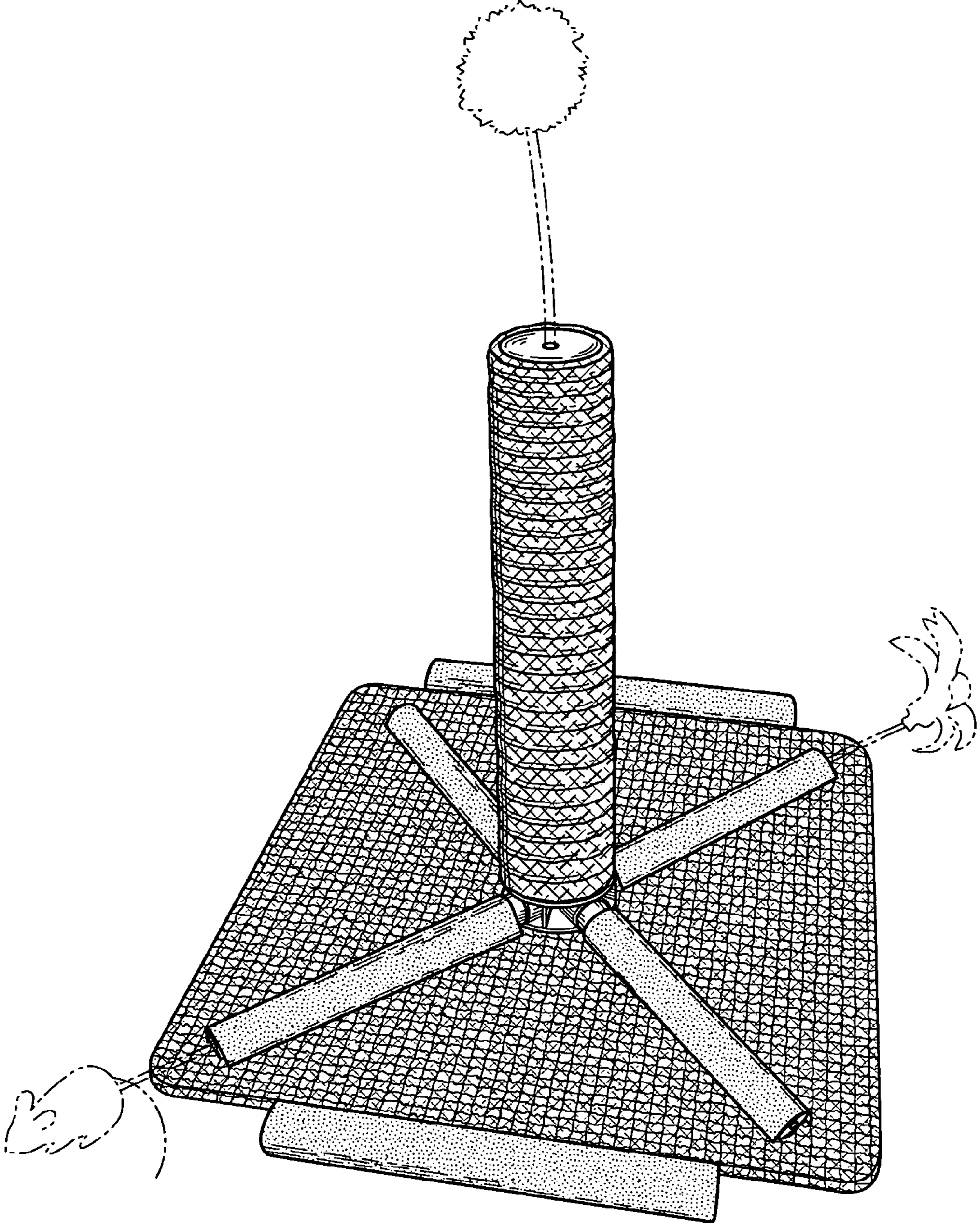


Fig. 1

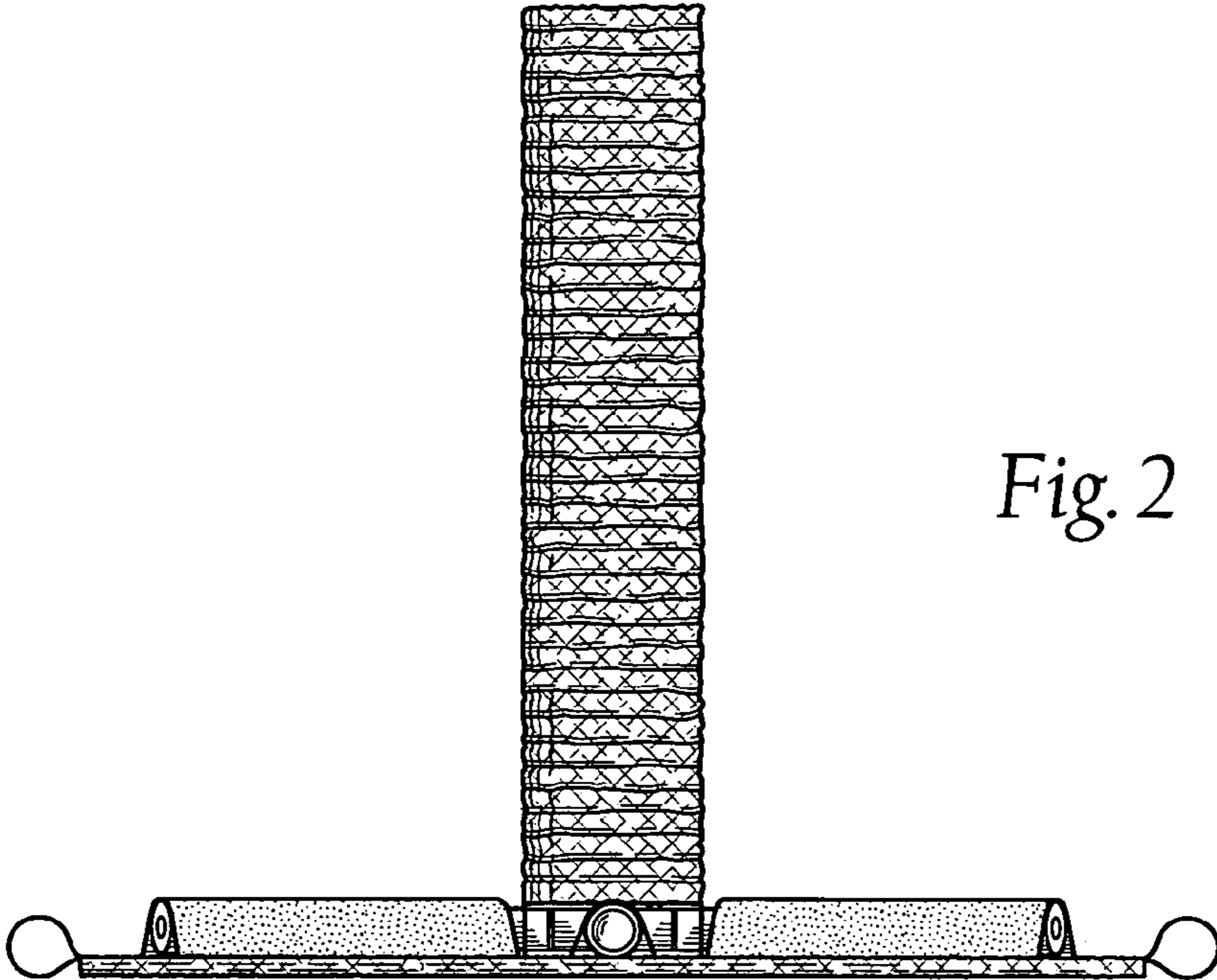


Fig. 2

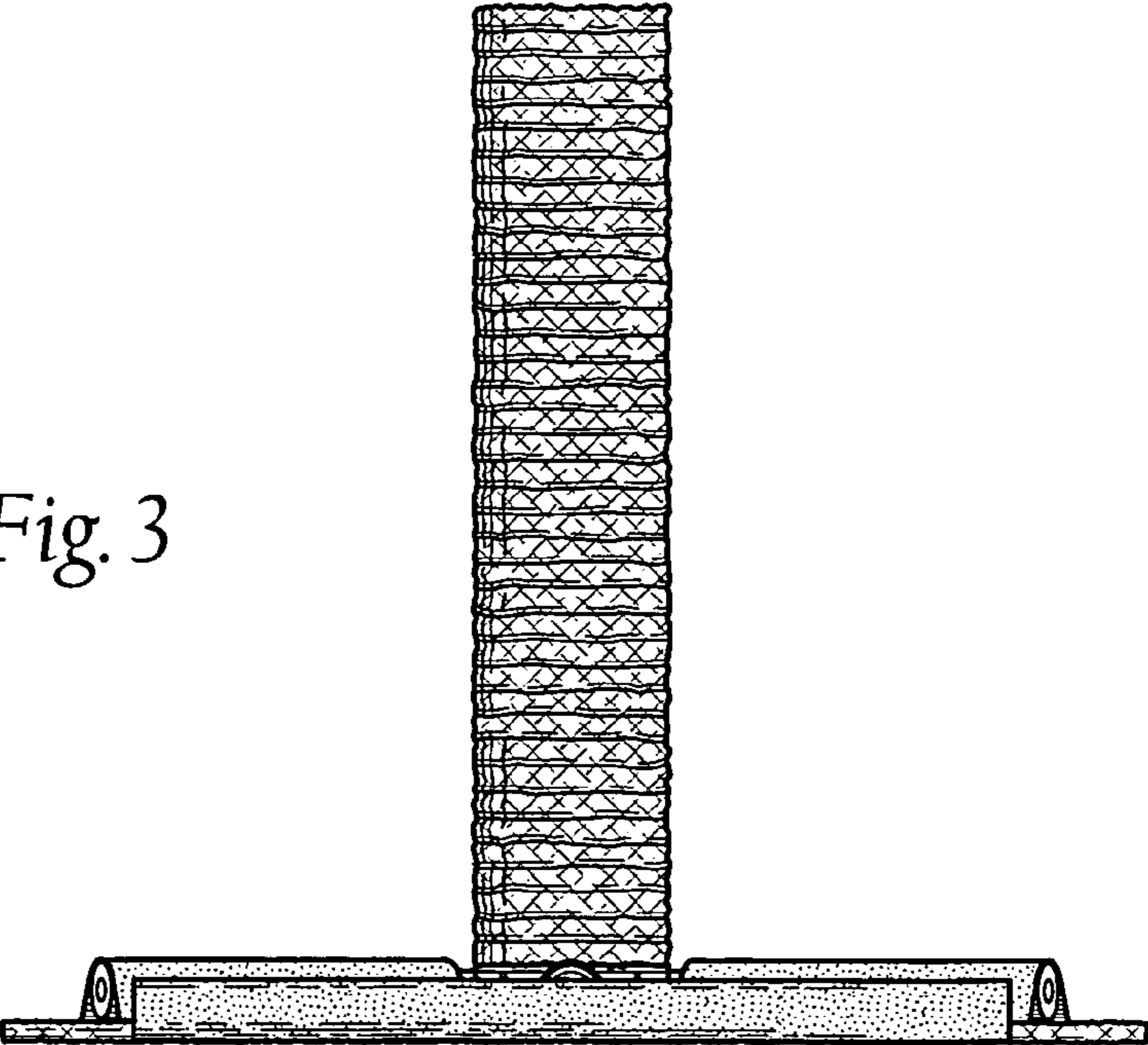


Fig. 3

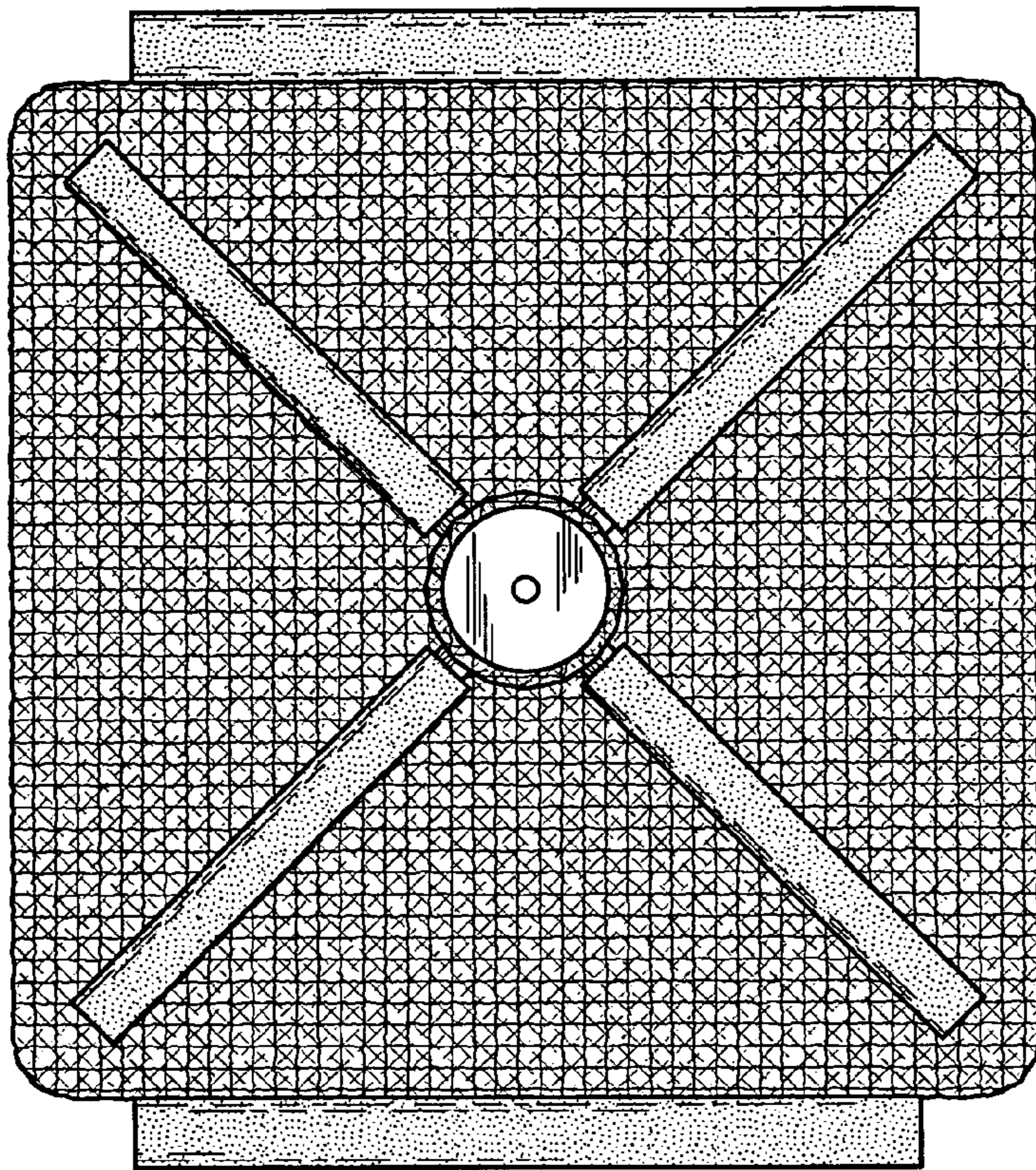


Fig. 4




Fig. 5