



US00D607156S

(12) **United States Design Patent**  
**Varner et al.**

(10) **Patent No.:** **US D607,156 S**  
(45) **Date of Patent:** **\*\* Dec. 29, 2009**

(54) **BODY BLADE**

(76) Inventors: **Donald Varner**, 28082 Barn Way,  
Carmel, CA (US) 93923; **Tom Palecki**,  
705 Sheepshead Rd., Cornville, AZ (US)  
86325

(\*\*) Term: **14 Years**

(21) Appl. No.: **29/318,871**

(22) Filed: **May 29, 2008**

**Related U.S. Application Data**

(63) Continuation of application No. PCT/US2008/  
056966, filed on Mar. 14, 2008.

(51) **LOC (9) Cl.** ..... **30-99**

(52) **U.S. Cl.** ..... **D30/158**

(58) **Field of Classification Search** ..... D30/158-159,  
D30/199; 119/600, 601, 604-606, 611-619,  
119/625, 628-633; D4/132-138, 100-102,  
D4/122, 127, 119, 114, 199, 130; D28/21-34,  
D28/63, 25, 44, 44.1, 45-48, 39-43; 401/28;  
132/119-121, 152, 154, 147-150, 108-110,  
132/112-116, 212, 219, 159; D32/40, 41,  
D32/49, 46, 51, 35; 15/50.1-50.3, 55, 57,  
15/71, 77, 79.1, 104.002, 105, 106, 143.1,  
15/159.1, 160, 186-188, 169, 236.01, 236.02,  
15/245, 117, 121, 245.1; 56/400.01, 400.17,  
56/400.21; D24/147, 133

See application file for complete search history.

(56) **References Cited**

**U.S. PATENT DOCUMENTS**

505,756 A \* 9/1893 Dushane ..... 119/631  
D23,525 S \* 7/1894 Ober ..... D32/72  
1,204,891 A \* 11/1916 Lotz ..... 16/114.1  
D57,143 S \* 2/1921 Modern et al. .... D8/317  
D142,264 S \* 8/1945 Ramsthal ..... D7/394  
2,382,304 A \* 8/1945 Foltz et al. .... 30/343

D183,489 S \* 9/1958 Hvals ..... D7/394  
2,906,510 A \* 9/1959 Harris ..... 416/72  
3,317,945 A \* 5/1967 Ludwig ..... 15/250.48  
4,037,285 A \* 7/1977 Bottos ..... 15/160  
D355,529 S \* 2/1995 Tsai ..... D4/118  
D414,985 S \* 10/1999 Geelen et al. .... D7/394  
D488,898 S \* 4/2004 Ben-Moshe ..... D32/41  
6,796,000 B2 \* 9/2004 Varner ..... 15/245  
D512,894 S \* 12/2005 Nimphius ..... D8/303  
7,134,163 B2 \* 11/2006 Varner ..... 15/245  
D562,516 S \* 2/2008 Talesfore et al. .... D32/41  
7,354,189 B2 \* 4/2008 Cheung ..... 366/129  
7,363,678 B2 \* 4/2008 Varner ..... 15/245  
2002/0100135 A1 \* 8/2002 Machesky ..... 15/245  
2006/0220275 A1 \* 10/2006 Varner ..... 264/259  
2007/0277340 A1 \* 12/2007 Lee ..... 15/245

\* cited by examiner

*Primary Examiner*—Susan Moon Lee

(74) *Attorney, Agent, or Firm*—LaRiviere, Grubman &  
Payne, LLP

(57) **CLAIM**

The ornamental design for a body blade, as shown and  
described in the accompanying drawings.

**DESCRIPTION**

FIG. 1 is a perspective view of a body blade, showing our new  
design.

FIG. 2 a front elevation thereof;

FIG. 3 is a rear elevation view thereof;

FIG. 4 is a side elevation view thereof;

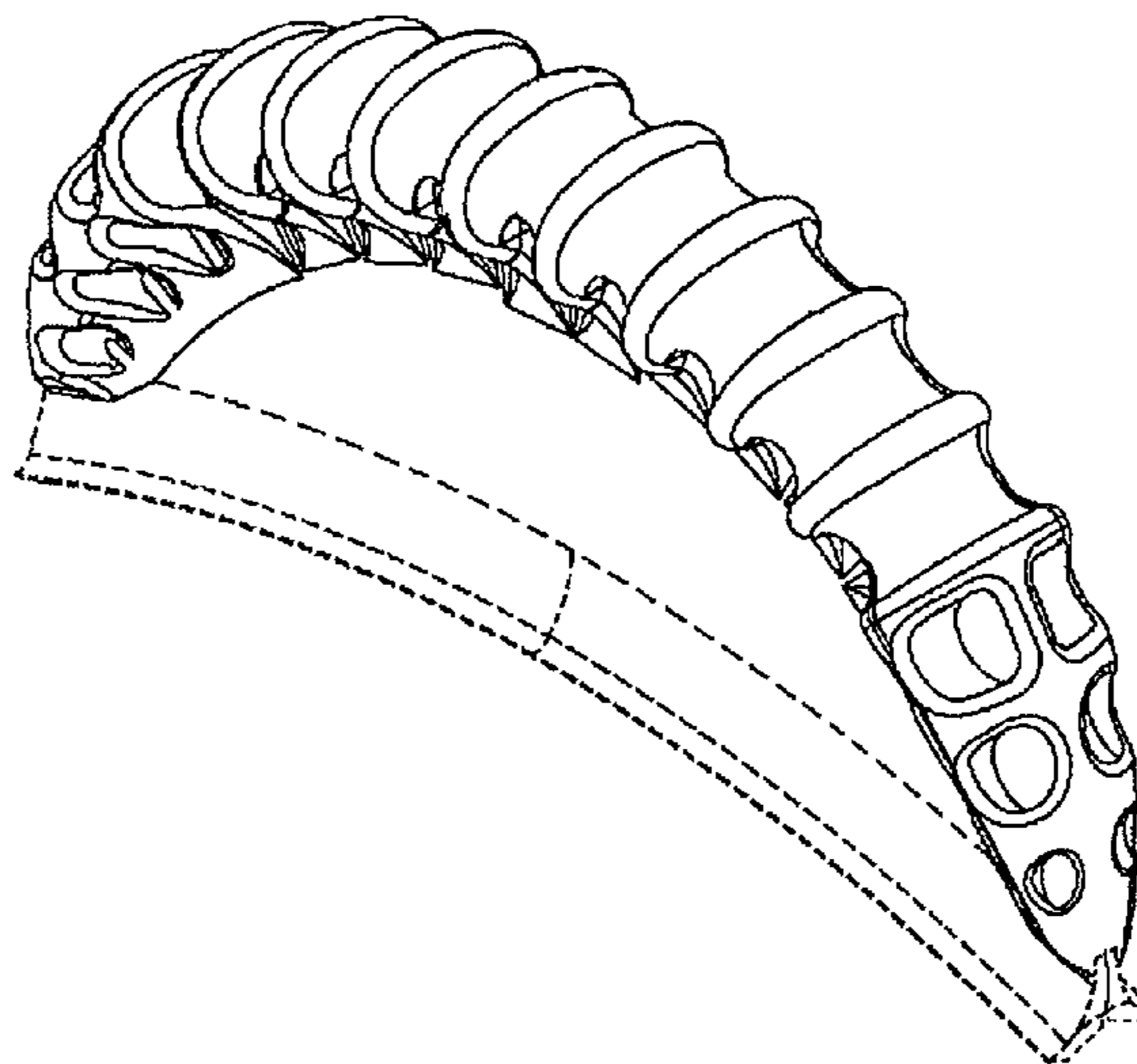
FIG. 5 is a side elevation view of the opposite side view shown  
in FIG. 4;

FIG. 6 is a top plan view thereof; and,

FIG. 7 is a bottom plan view thereof.

The broken line showing of the environment is for illustrative  
purposes only and forms no part of the claimed design.

**1 Claim, 4 Drawing Sheets**



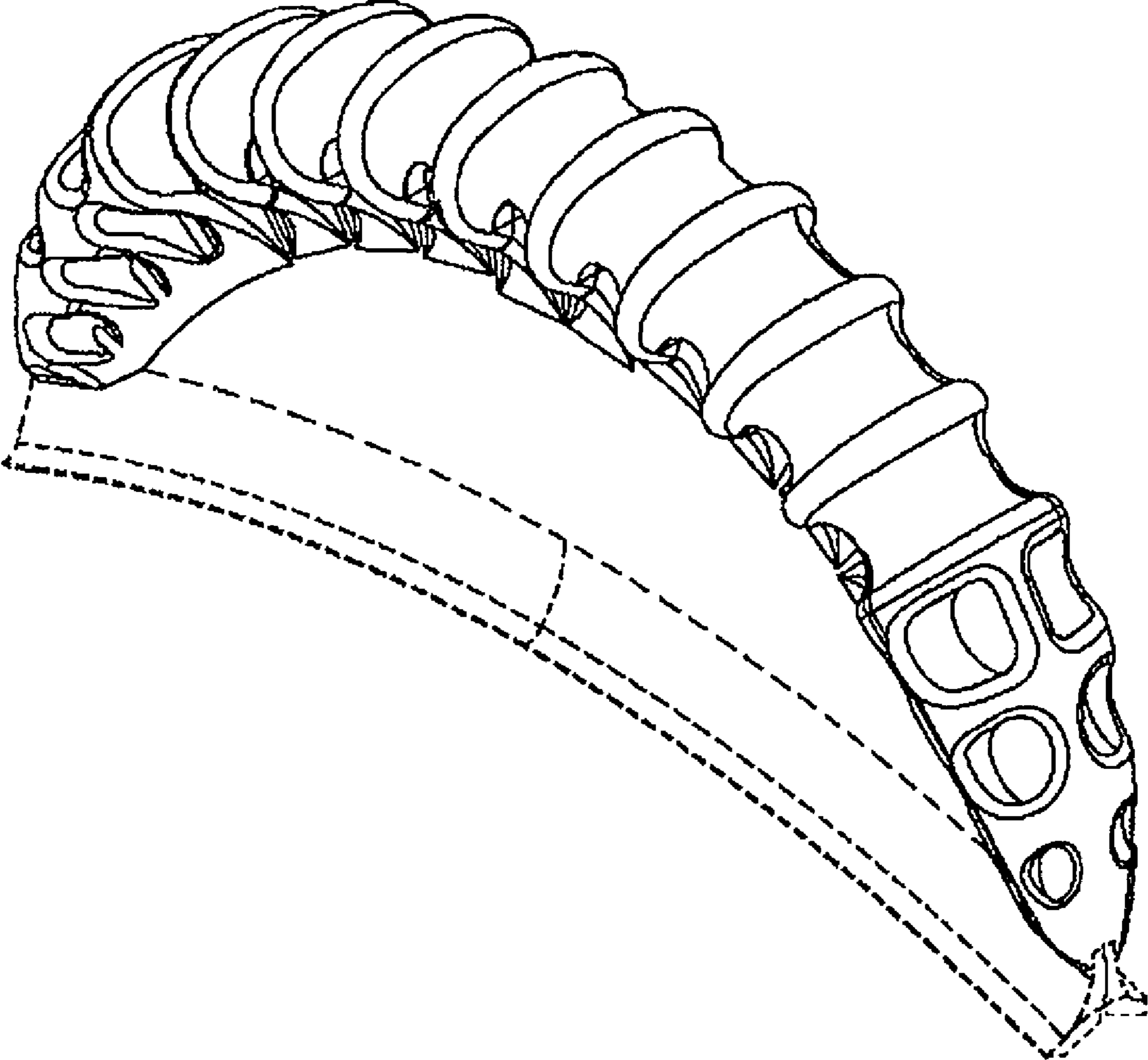


Figure 1




Figure 2

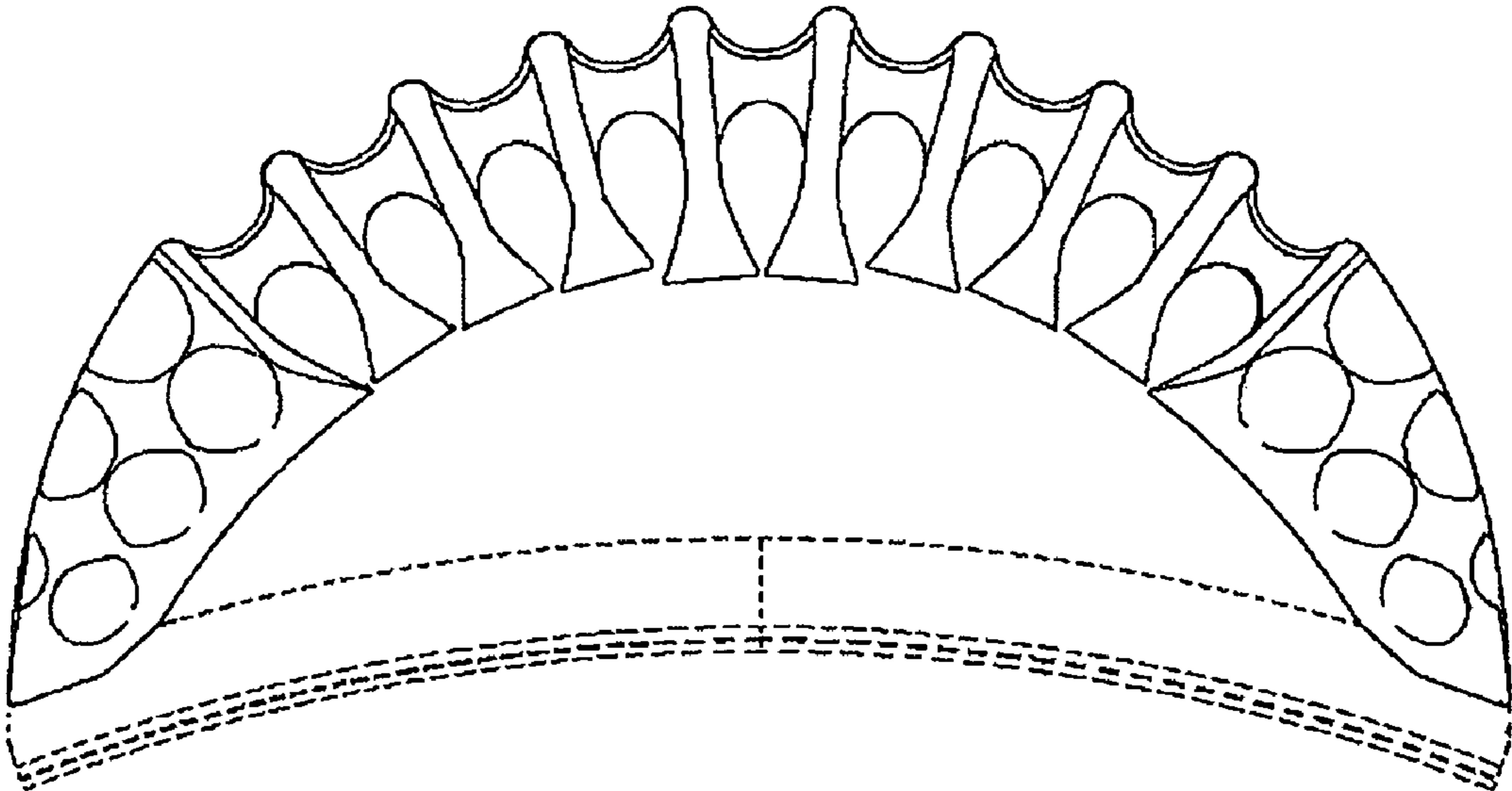


Figure 3

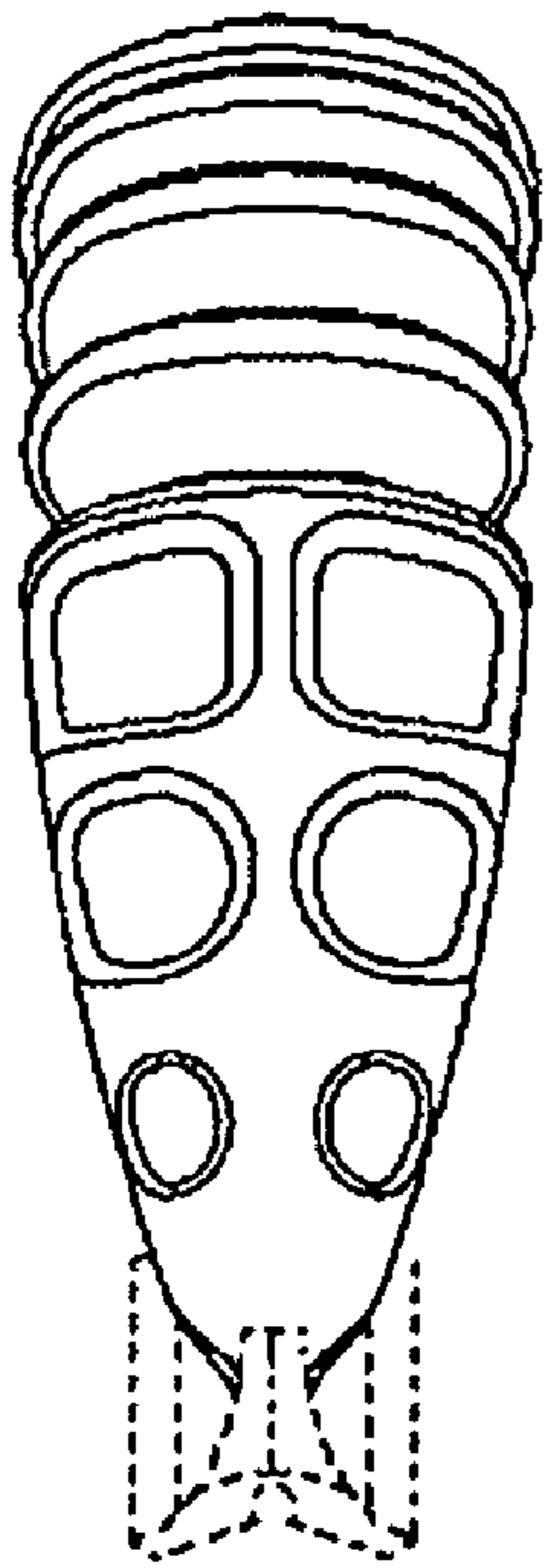


Figure 4

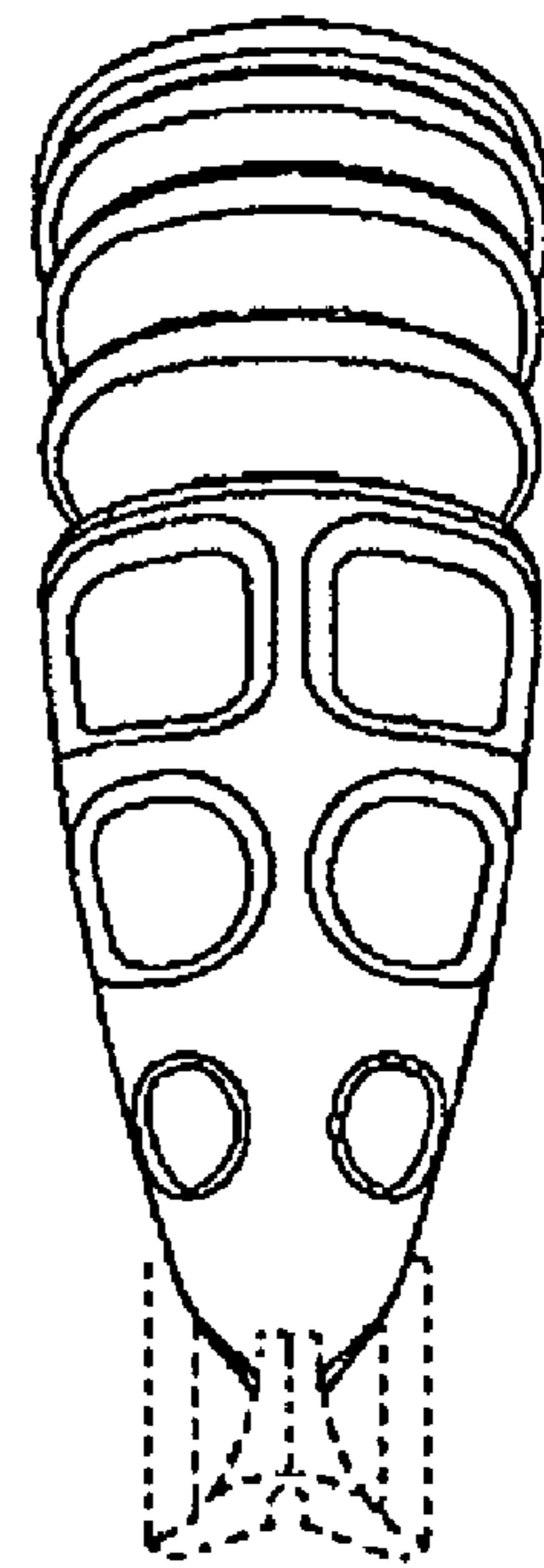


Figure 5

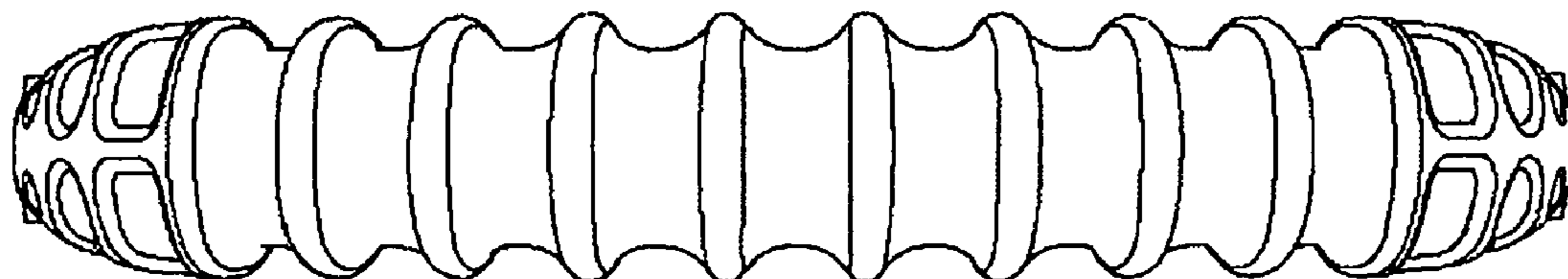


Figure 6




Figure 7