



US00D607112S

(12) **United States Design Patent**  
**Rogers et al.**

(10) **Patent No.:** **US D607,112 S**  
(45) **Date of Patent:** **\*\* Dec. 29, 2009**

(54) **SACRAL WOUND DRESSING**

(75) Inventors: **Jan Rogers**, Flintshire (GB); **Bryony Lee**, Flintshire (GB)

(73) Assignee: **Bristol-Myers Squibb Company**, Skillman, NJ (US)

(\*\*) Term: **14 Years**

(21) Appl. No.: **29/298,416**

(22) Filed: **Dec. 5, 2007**

(30) **Foreign Application Priority Data**

Jun. 6, 2007 (EM) ..... 000736533-0001

(51) **LOC (9) Cl.** ..... **24-04**

(52) **U.S. Cl.** ..... **D24/189**

(58) **Field of Classification Search** ..... D24/189;  
424/447, 448, 449; 602/41-47, 52, 58; 428/40.1,  
428/43, 57, 139, 343, 352; 604/304, 306,  
604/307

See application file for complete search history.

(56) **References Cited**

**U.S. PATENT DOCUMENTS**

D473,947 S \* 4/2003 Jacobson ..... D24/189  
D474,842 S \* 5/2003 Wolsing et al. .... D24/189  
D480,144 S \* 9/2003 Adams et al. .... D24/189  
D484,601 S \* 12/2003 Griffiths et al. .... D24/189

D484,602 S \* 12/2003 Griffiths et al. .... D24/189  
D524,946 S \* 7/2006 Shaw et al. .... D24/189  
2008/0058692 A1 \* 3/2008 Propp et al. .... 602/54

\* cited by examiner

*Primary Examiner*—Holly H Baynham

*Assistant Examiner*—Michelle E Wilson

(74) *Attorney, Agent, or Firm*—John M. Kilcoyne

(57) **CLAIM**

We claim the ornamental design for the sacral wound dressing, as shown and described.

**DESCRIPTION**

FIG. 1 is a front perspective view of the sacral wound dressing, showing our new design;

FIG. 2 is a right side view thereof;

FIG. 3 is a left side view thereof;

FIG. 4 is a front side view thereof;

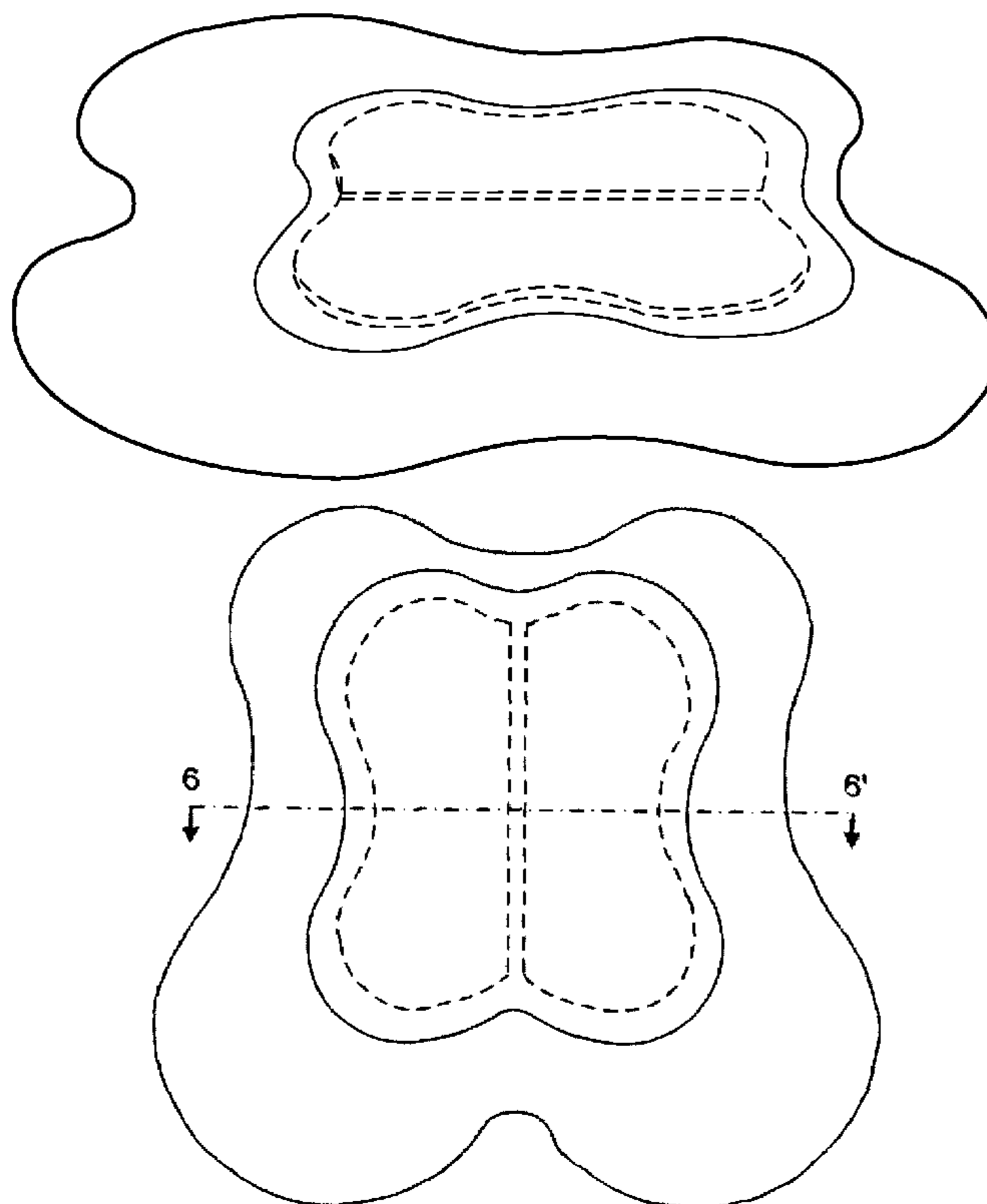
FIG. 5 is a top view thereof;

FIG. 6 is a cross-sectional view of the sacral wound dressing taken from line 6-6' of FIG. 5 thereof; and,

FIG. 7 is an outline view thereof.

The broken line showing of sacral wound dressing is included for the purpose of illustrating stitching and forms a part of the claimed design.

**1 Claim, 2 Drawing Sheets**



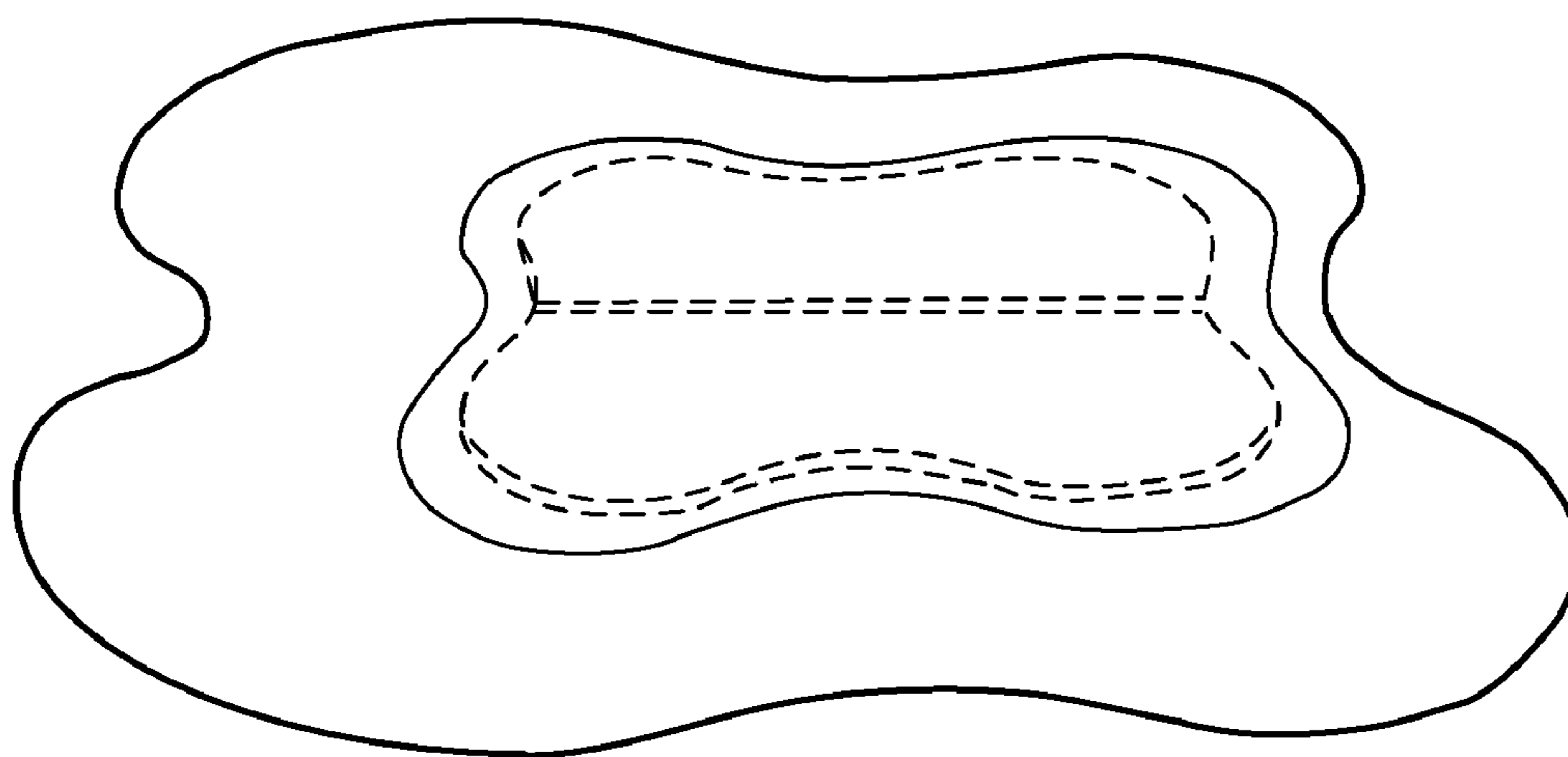


Fig. 1

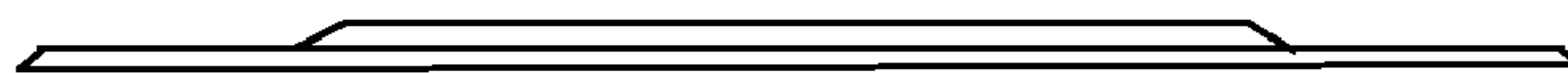


Fig. 2




Fig. 3




Fig. 4

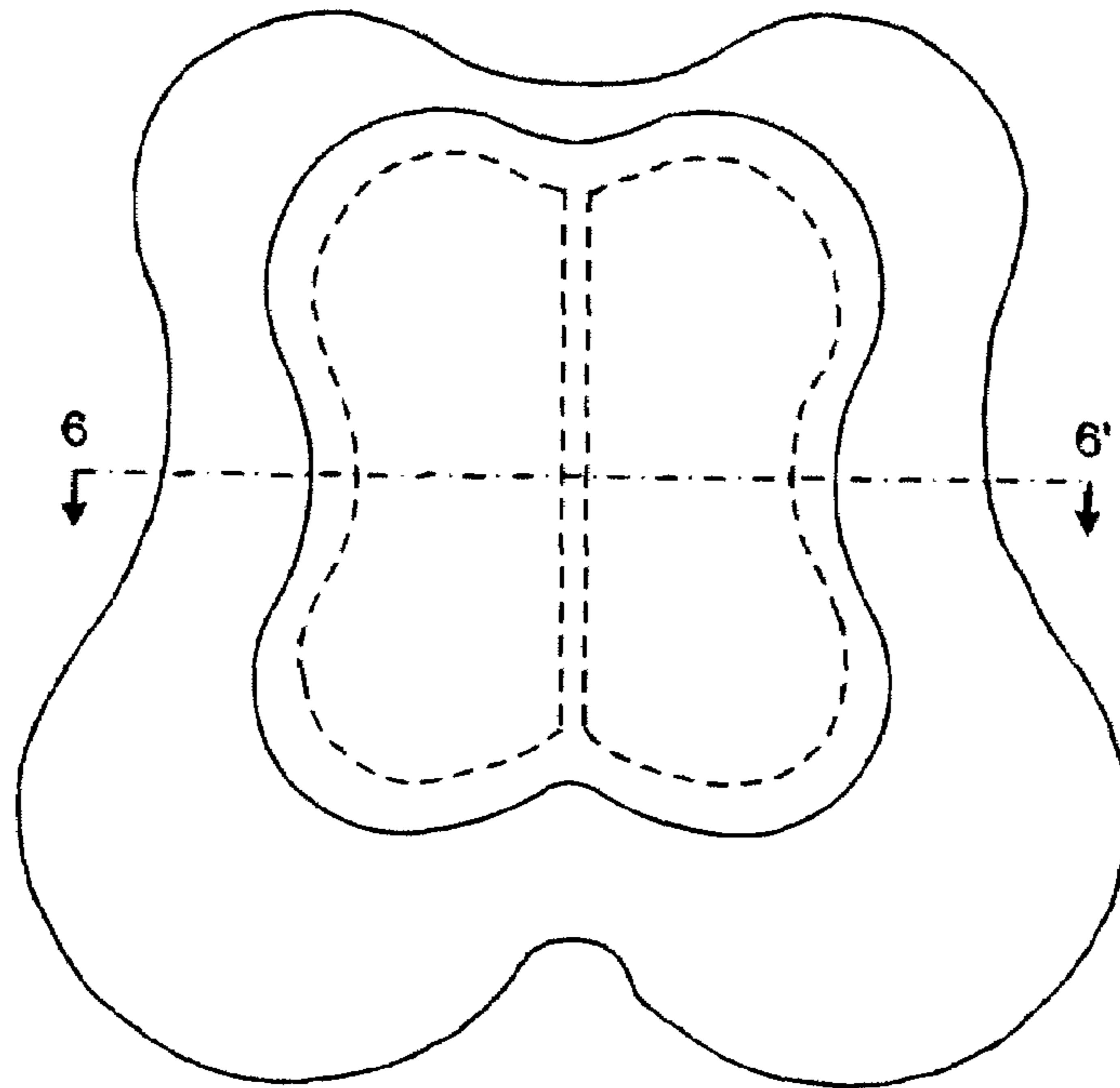


Fig. 5



Fig. 6

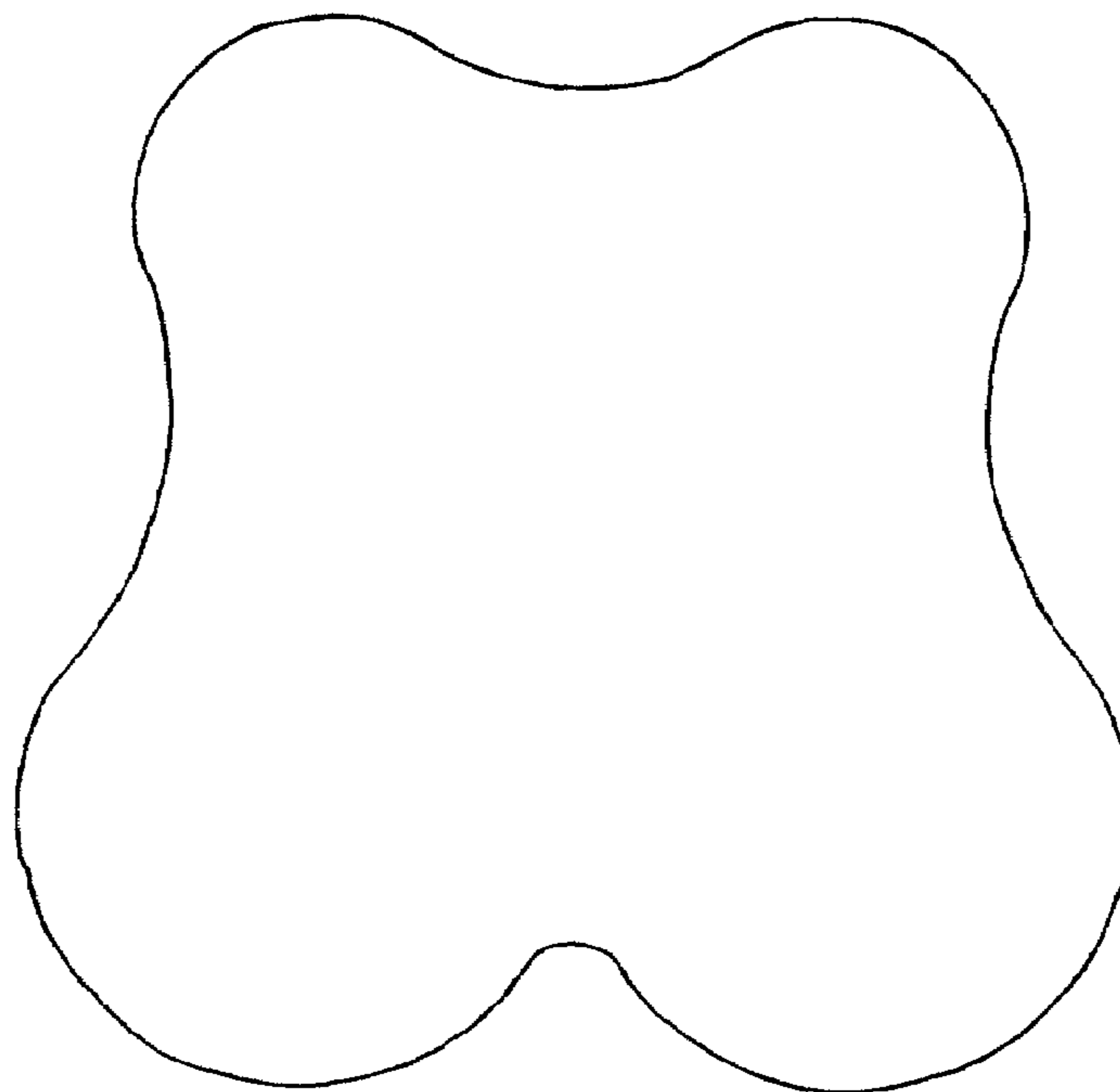


Fig. 7