



US00D607100S

(12) **United States Design Patent**
Uchida et al.

(10) **Patent No.:** **US D607,100 S**

(45) **Date of Patent:** **** Dec. 29, 2009**

(54) **PUNCTURE NEEDLE FOR MEDICAL PURPOSES**

(75) Inventors: **Yoshikuni Uchida**, Tatebayashi (JP);
Nobuaki Inage, Tatebayashi (JP);
Hirokazu Sutou, Tatebayashi (JP)

(73) Assignee: **Nipro Corporation**, Osaka (JP)

(**) Term: **14 Years**

(21) Appl. No.: **29/329,798**

(22) Filed: **Dec. 22, 2008**

(30) **Foreign Application Priority Data**

Jun. 26, 2008 (JP) D2008-016470

(51) **LOC (9) Cl.** **24-02**

(52) **U.S. Cl.** **D24/130**

(58) **Field of Classification Search** D24/112,
D24/130; 604/164.01, 164.05, 165.3, 167,
604/160, 161, 523, 264, 167.02, 272, 533,
604/525, 905, 912, 177, 83, 921, 539
See application file for complete search history.

(56) **References Cited**

U.S. PATENT DOCUMENTS

4,596,559 A * 6/1986 Fleischhacker 604/164.05
5,322,512 A * 6/1994 Mohiuddin 604/160
5,409,469 A * 4/1995 Schaerf 604/524
D450,839 S * 11/2001 Junker D24/130
6,558,353 B2 * 5/2003 Zohmann 604/158
6,796,991 B2 * 9/2004 Nardeo 606/191

D576,276 S * 9/2008 Osypka D24/130
7,524,305 B2 * 4/2009 Moyer 604/164.05
2003/0094731 A1 * 5/2003 Simpson 264/241
2005/0090779 A1 * 4/2005 Osypka 604/160
2006/0041230 A1 * 2/2006 Davis 604/160
2006/0149293 A1 * 7/2006 King et al. 606/108
2006/0217655 A1 * 9/2006 Vitullo et al. 604/21
2007/0123825 A1 * 5/2007 King et al. 604/160

FOREIGN PATENT DOCUMENTS

JP 902707 S 7/1994

* cited by examiner

Primary Examiner—T. Chase Nelson

Assistant Examiner—Eric L Goodman

(74) *Attorney, Agent, or Firm*—Birch, Stewart, Kolasch & Birch, LLP

(57) **CLAIM**

The ornamental design for a puncture needle for medical purposes, as shown and described.

DESCRIPTION

FIG. 1 is a perspective view of a puncture needle for medical purposes;

FIG. 2 is a front view thereof, the opposite side being a mirror image of the side shown herein;

FIG. 3 is a left side view thereof;

FIG. 4 is a right side view thereof;

FIG. 5 is a top view thereof; and,

FIG. 6 is a bottom view thereof.

1 Claim, 2 Drawing Sheets

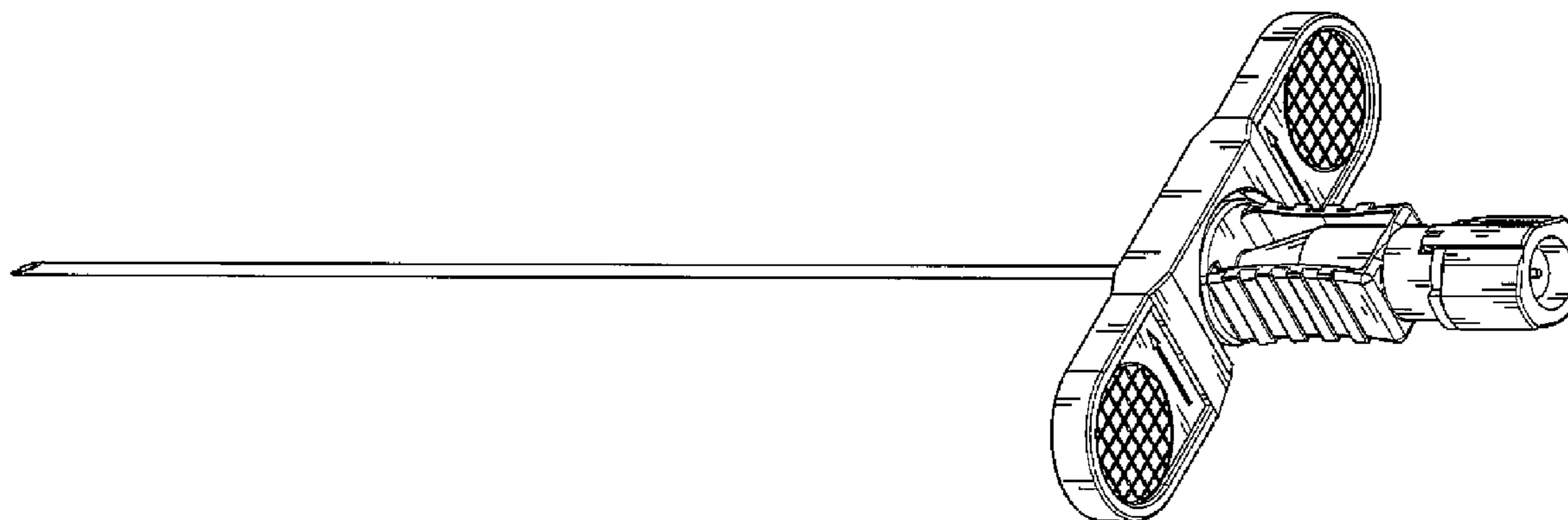


Fig.1

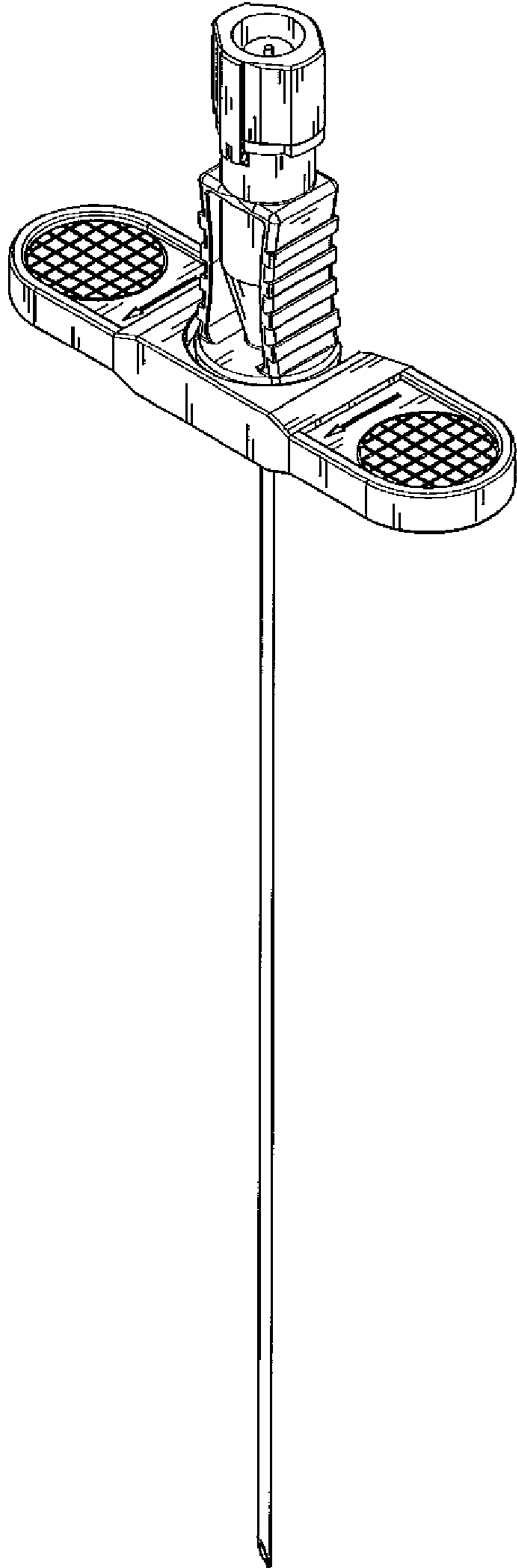


Fig.2

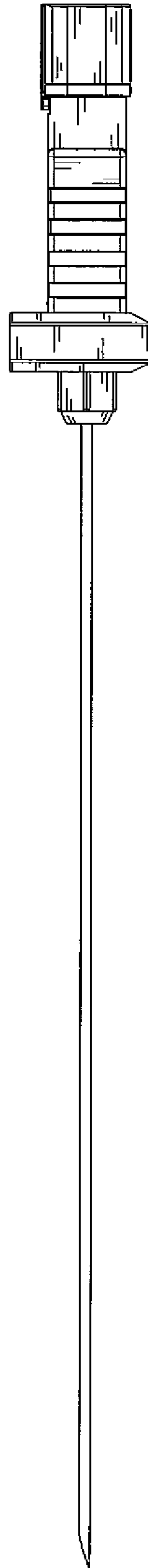


Fig.4

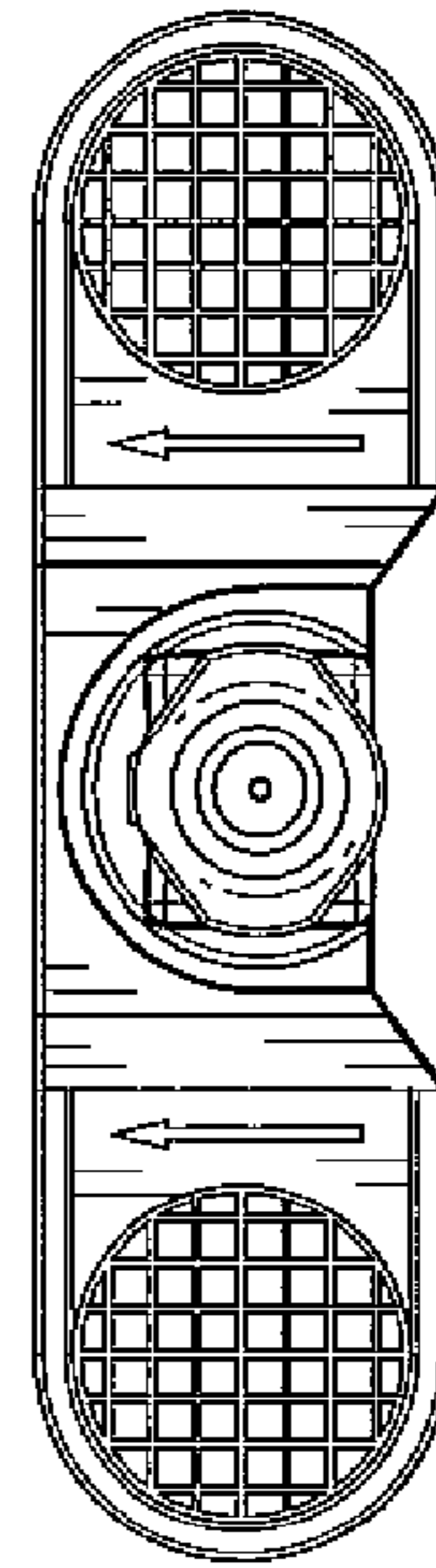


Fig.3

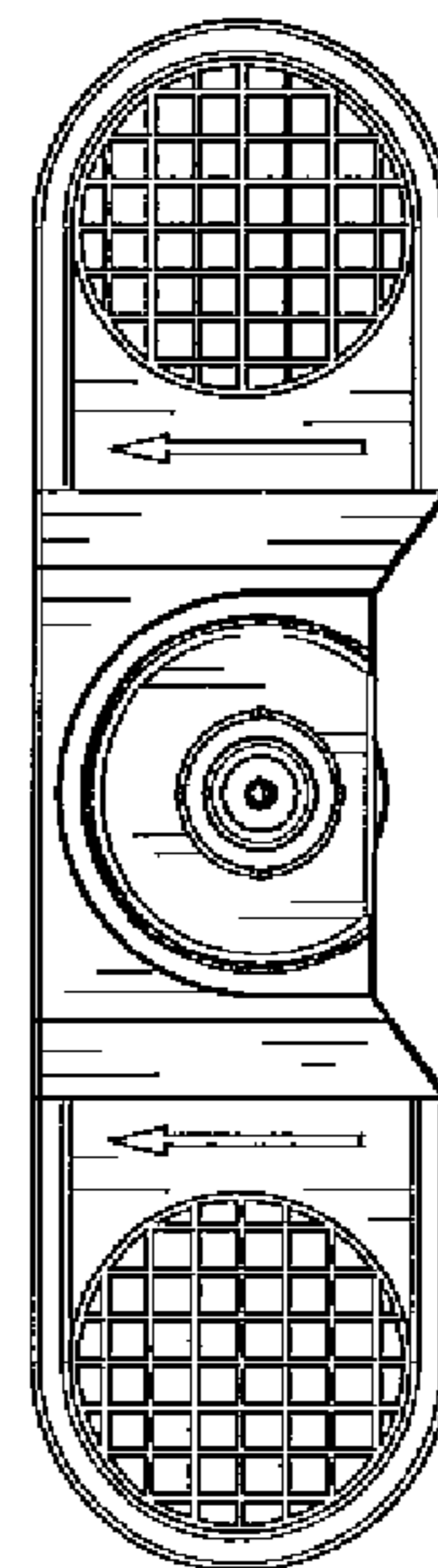


Fig.5

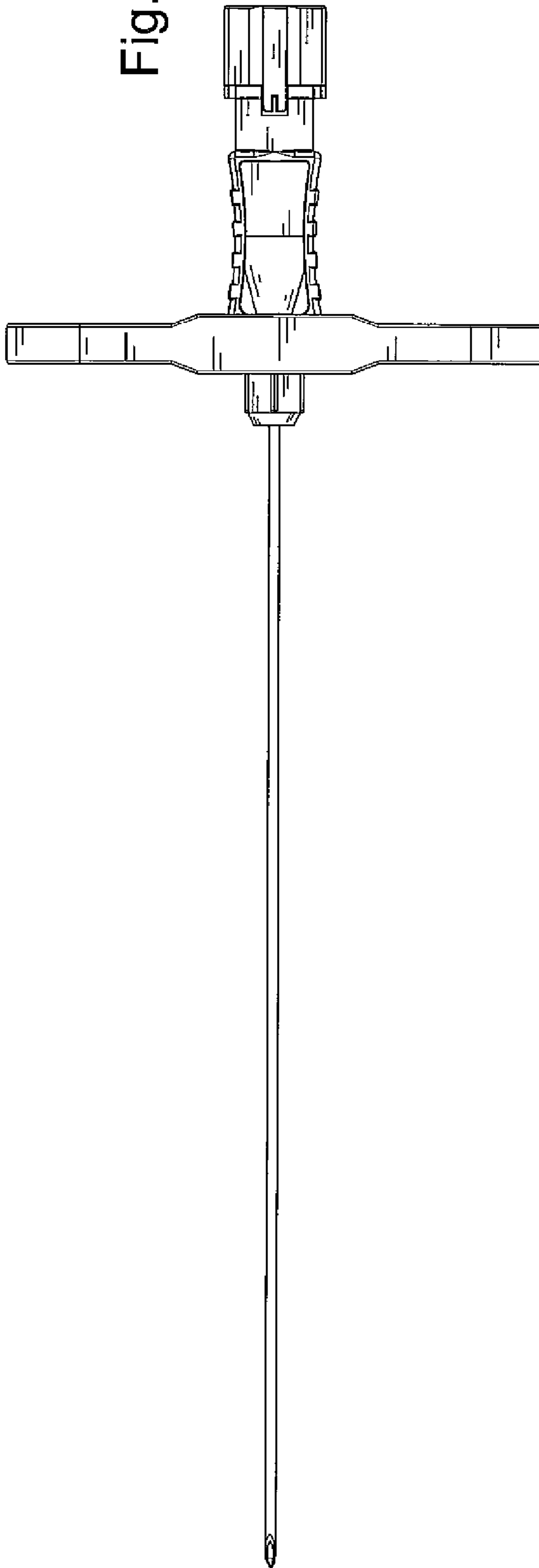


Fig.6

