



US00D607077S

(12) **United States Design Patent**
Prevost

(10) **Patent No.:** **US D607,077 S**

(45) **Date of Patent:** **** Dec. 29, 2009**

(54) **TENT**

(75) Inventor: **Philippe Prevost, Metz (FR)**

(73) Assignee: **UTILIS (Société Anonyme), Ennery (FR)**

(**) Term: **14 Years**

(21) Appl. No.: **29/335,841**

(22) Filed: **Apr. 22, 2009**

(30) **Foreign Application Priority Data**

Mar. 23, 2009 (EM) 001110787-0003

(51) **LOC (9) Cl.** **21-04**

(52) **U.S. Cl.** **D21/834**

(58) **Field of Classification Search** D21/506,
D21/508, 834, 837, 839; D25/16, 17, 22,
D25/29, 32, 33; 135/96, 114, 116, 117, 121,
135/126, 136, 156, 160; 52/2.11, 2.13, 2.24,
52/108, 109

See application file for complete search history.

(56) **References Cited**

U.S. PATENT DOCUMENTS

2,516,869 A * 8/1950 Harris 135/126
2,730,208 A * 1/1956 Valentine D25/22
2,955,606 A * 10/1960 Walker 135/121
4,667,692 A * 5/1987 Tury et al. 135/156
4,887,627 A * 12/1989 Audet 135/120.1

D409,310 S * 5/1999 Goldwitz D25/1
6,140,576 A * 10/2000 Kanne et al. 135/136
D436,642 S * 1/2001 Dalland D21/834
D441,044 S * 4/2001 Dalland D21/834
D477,649 S * 7/2003 Tseng D21/837
D505,176 S * 5/2005 Wehner D21/834
D593,209 S * 5/2009 VanElverdinghe D25/22
2002/0108646 A1 * 8/2002 Hotes 135/124
2008/0017231 A1 * 1/2008 Chen 135/121

* cited by examiner

Primary Examiner—Philip S Hyder

Assistant Examiner—Cynthia M Chin

(74) *Attorney, Agent, or Firm*—Egbert Law Offices, PLLC

(57) **CLAIM**

The ornamental design for a tent, as shown and described.

DESCRIPTION

FIG. 1 is a side elevation view of the tent showing my new design, an opposite side elevation view being a mirror image thereof.

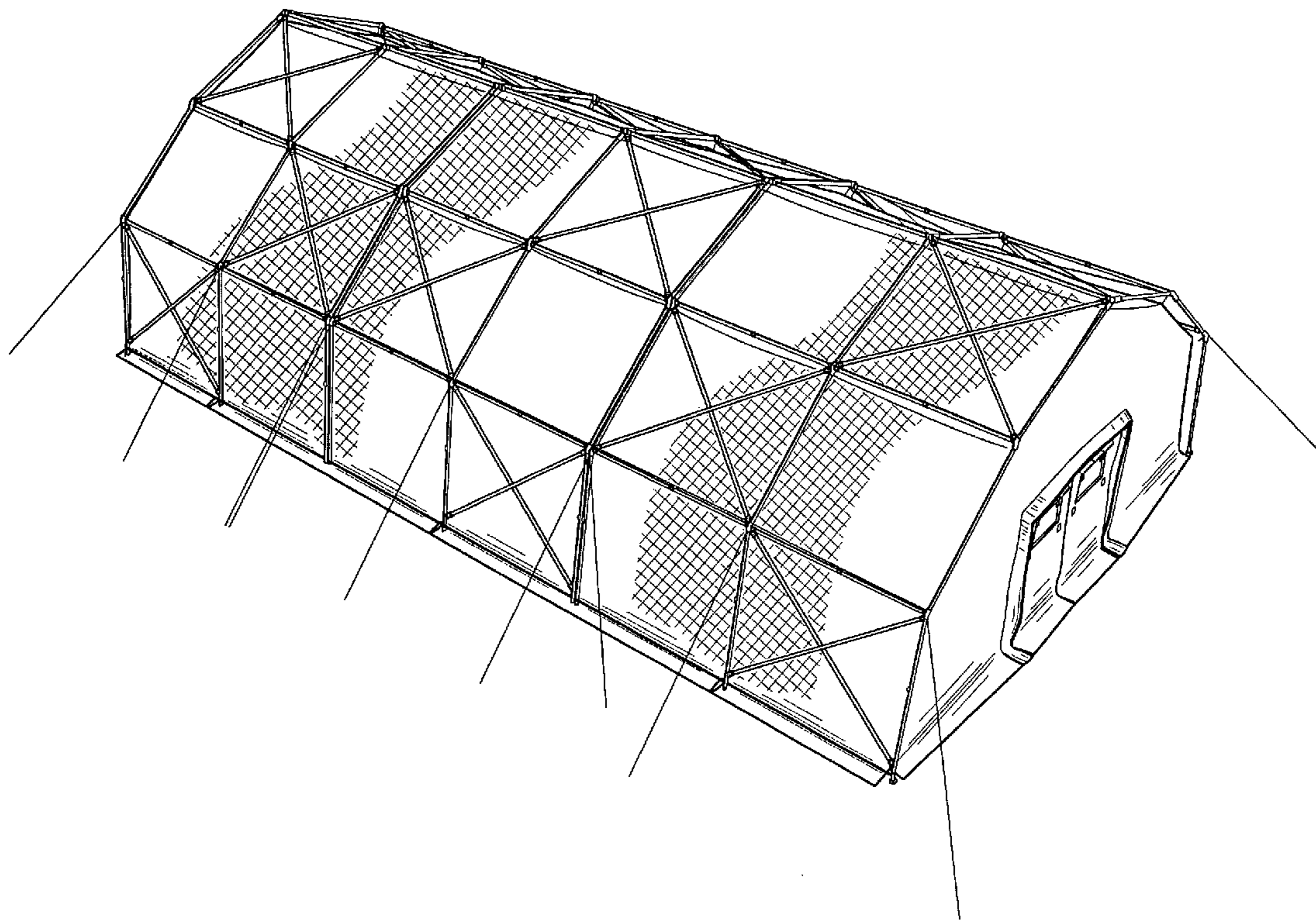
FIG. 2 is a top plan view thereof;

FIG. 3 is a front elevation view thereof, the rear elevation being a mirror image thereof; and,

FIG. 4 is an upper perspective view thereof.

The areas of cross hatching are meant to illustrate a fabric tarp material that extends across the shaded areas of the tent.

1 Claim, 4 Drawing Sheets



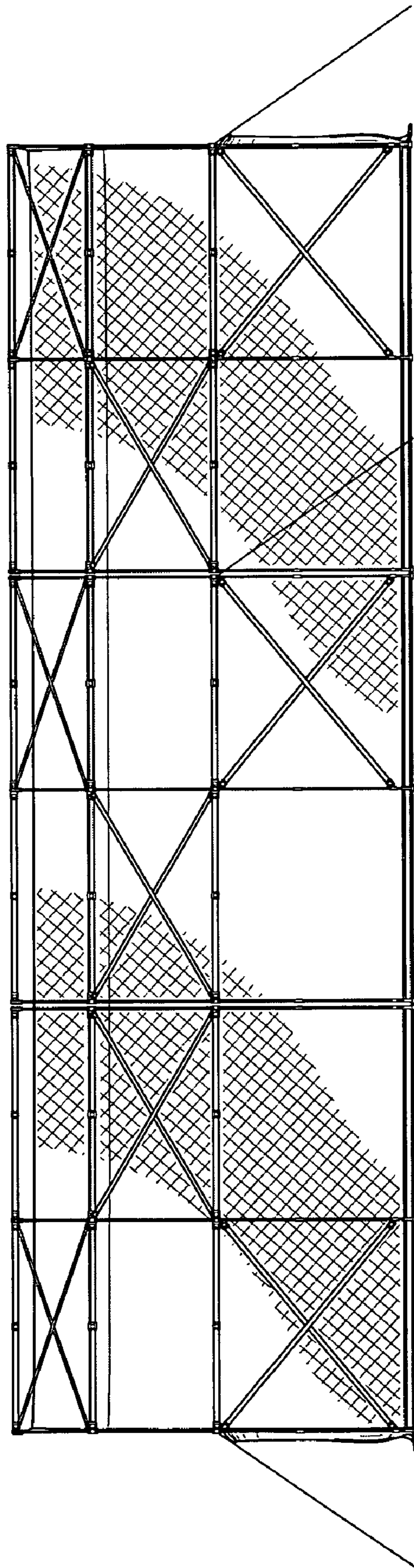


FIG. 1

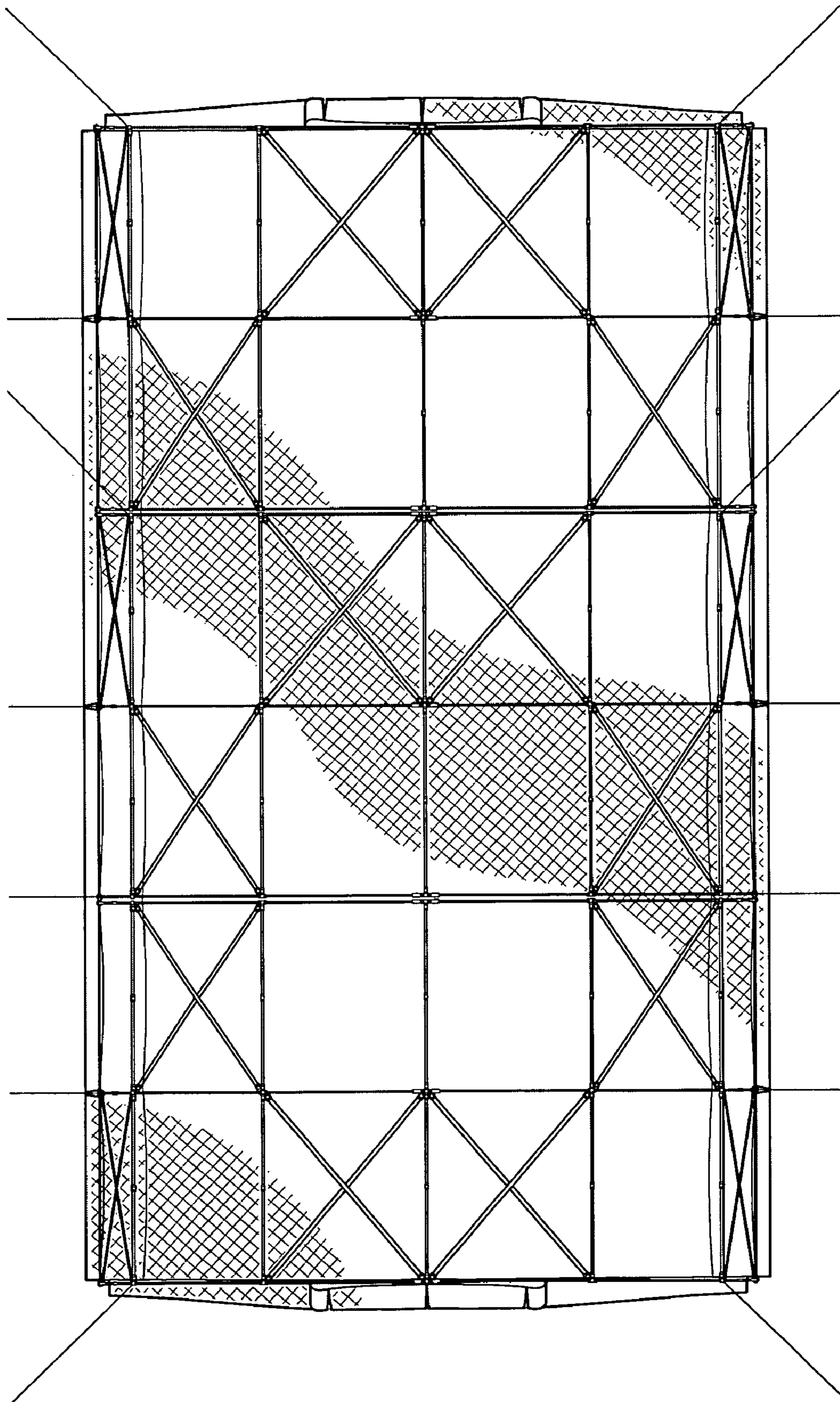


FIG. 2

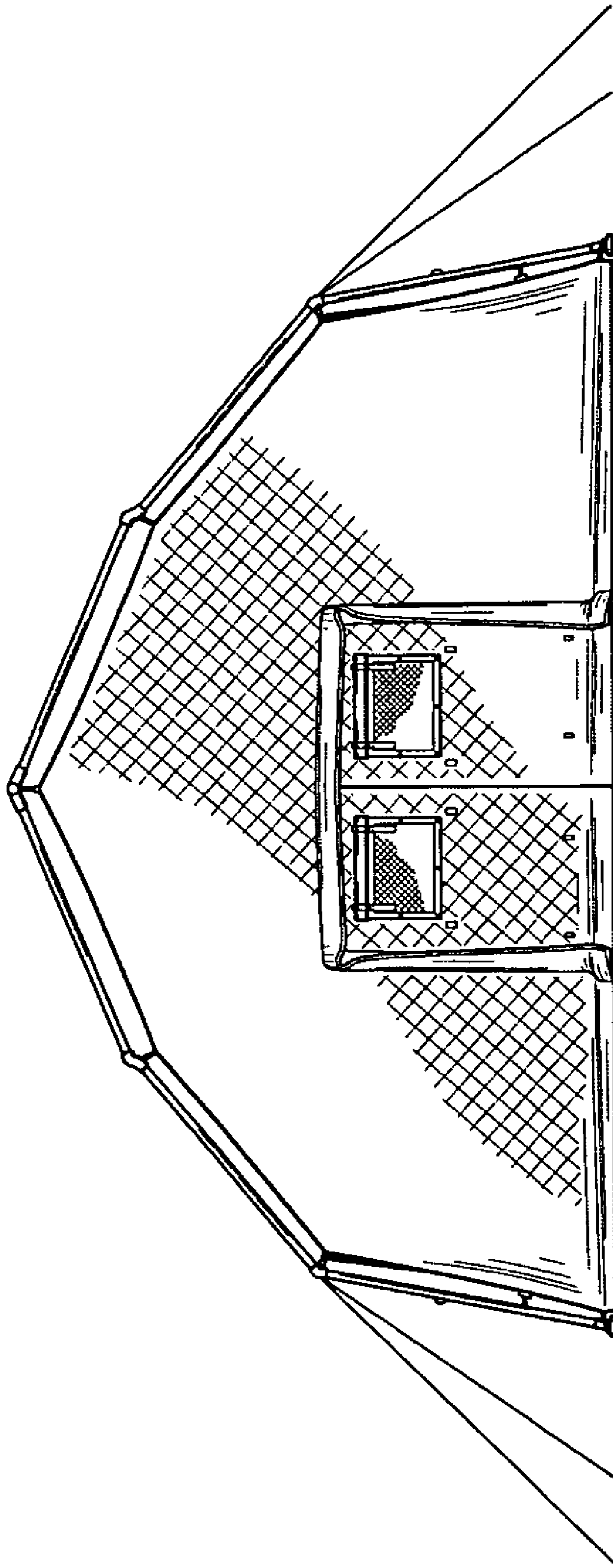


FIG. 3

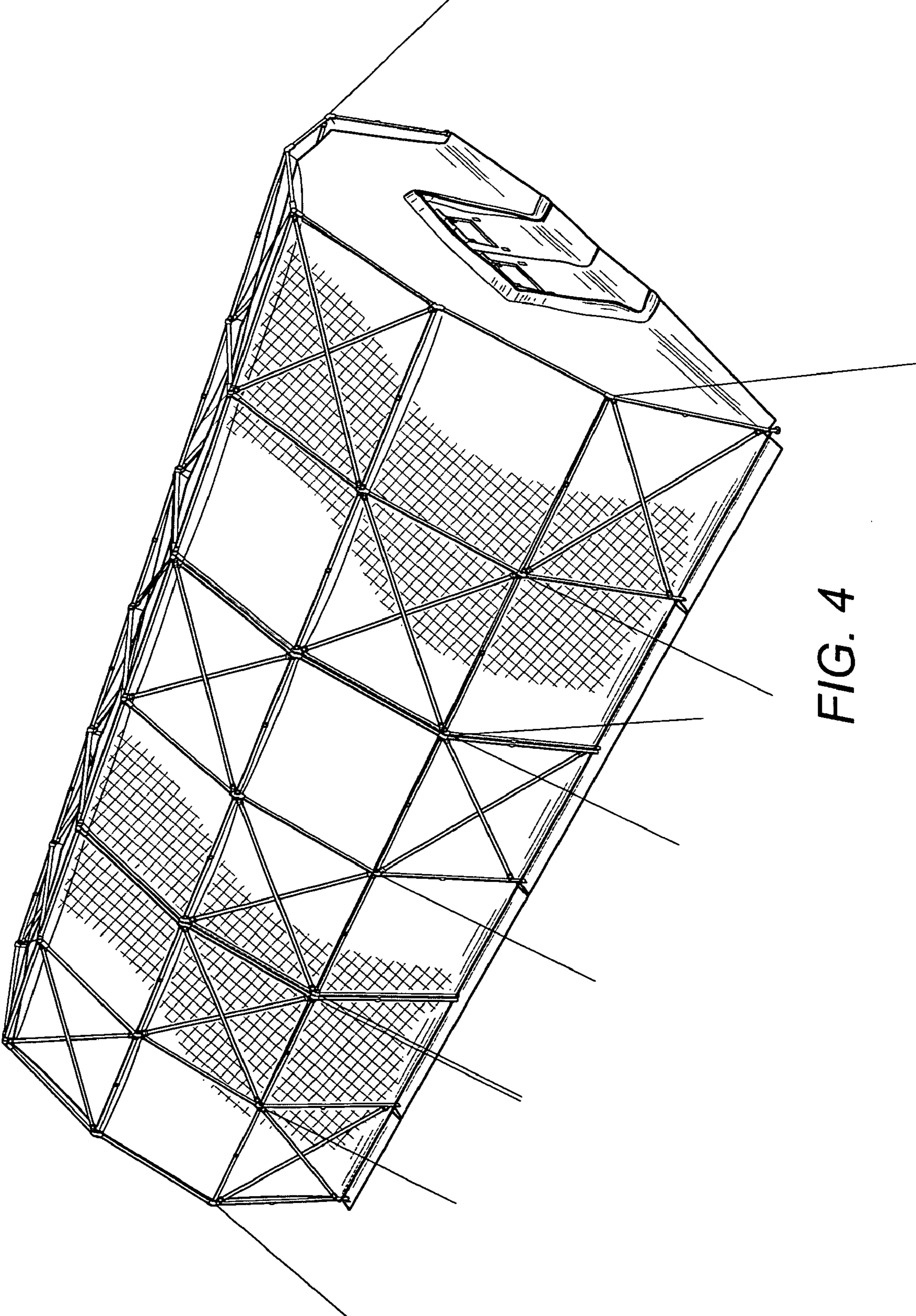


FIG. 4