

US00D607053S

(12) **United States Design Patent**  
**Siegel**

(10) **Patent No.:** **US D607,053 S**

(45) **Date of Patent:** **\*\* Dec. 29, 2009**

(54) **HIGHLIGHTER PEN**

(75) Inventor: **Lee M. Siegel**, San Diego, CA (US)

(73) Assignee: **CRI 2000, L.P.**, San Diego, CA (US)

(\*\*) Term: **14 Years**

(21) Appl. No.: **29/310,852**

(22) Filed: **Sep. 12, 2008**

(51) **LOC (9) Cl.** ..... **19-06**

(52) **U.S. Cl.** ..... **D19/48**

(58) **Field of Classification Search** ..... D19/35,  
D19/36, 41, 42, 43, 44, 45, 46, 47, 48, 49,  
D19/50, 51, 54, 55, 56, 57; 24/11 F, 11 P,  
24/11 R; 401/6, 52, 99, 100, 104, 105, 106,  
401/107, 108, 109, 192, 195, 243, 244, 245,  
401/246, 247; 362/118

See application file for complete search history.

(56) **References Cited**

**U.S. PATENT DOCUMENTS**

- D326,683 S \* 6/1992 Katami ..... D19/48
- D327,911 S \* 7/1992 Poisson ..... D19/49
- D329,660 S \* 9/1992 Yamanaka ..... D19/48
- D349,297 S \* 8/1994 Shimizu ..... D19/57
- D426,573 S \* 6/2000 Sekine et al. .... D19/48
- D428,441 S \* 7/2000 Isobe et al. .... D19/53
- D436,126 S \* 1/2001 Rosenbaum ..... D19/36

- D436,622 S \* 1/2001 Rosenbaum ..... D19/36
- D484,537 S \* 12/2003 Arita et al. .... D19/43
- D489,085 S \* 4/2004 Willat et al. .... D19/36

\* cited by examiner

*Primary Examiner*—Elizabeth A Albert

*Assistant Examiner*—Karen E Eldridge Powers

(74) *Attorney, Agent, or Firm*—Norman E. Lehrer

(57) **CLAIM**

The ornamental design for a highlighter pen, as shown and described.

**DESCRIPTION**

FIG. 1 is a right side and top perspective view of a highlighter pen showing my new design;

FIG. 2 is a front elevational view thereof;

FIG. 3 is a right side elevational view thereof, the left side being the mirror image thereof;

FIG. 4 is a view similar to FIG. 1 showing the cap removed;

FIG. 5 is a view similar to FIG. 2 showing the cap removed;

FIG. 6 is a view similar to FIG. 3 showing the cap removed;

FIG. 7 is a top plan view; and,

FIG. 8 is a bottom plan view.

The stippling shown in the drawings illustrates texture, and forms a part of the claimed design.

**1 Claim, 2 Drawing Sheets**

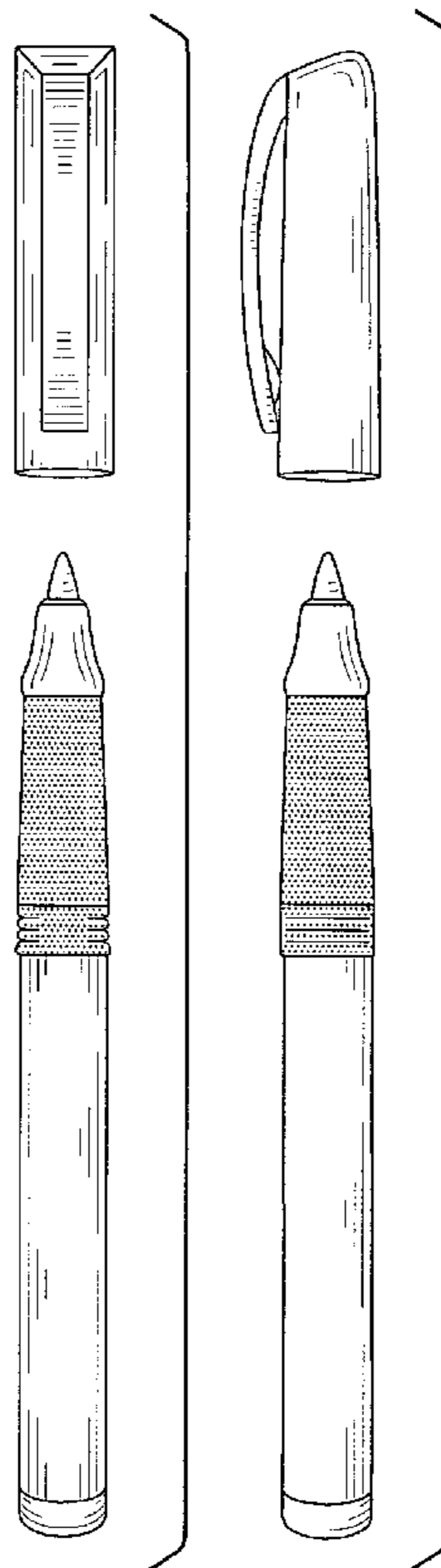


FIG. 1

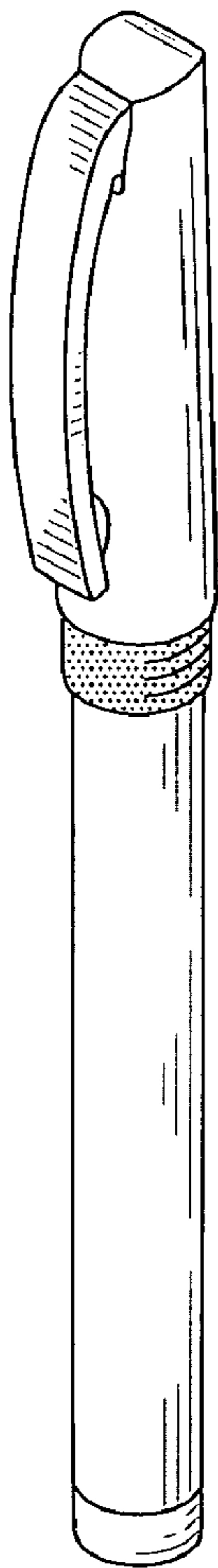


FIG. 2

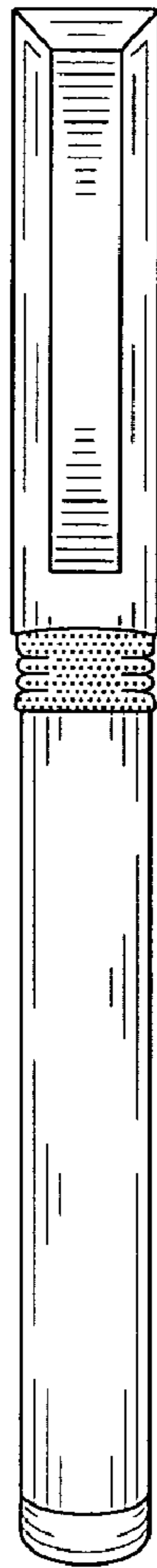


FIG. 7

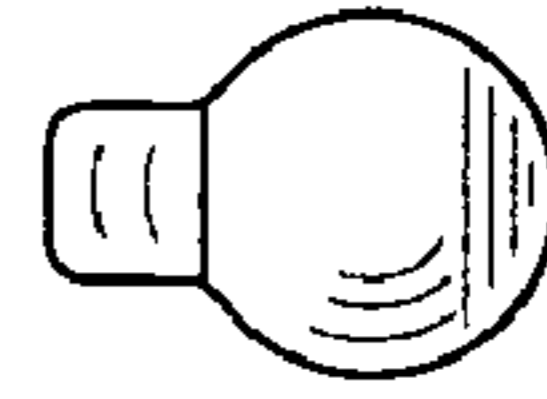


FIG. 3

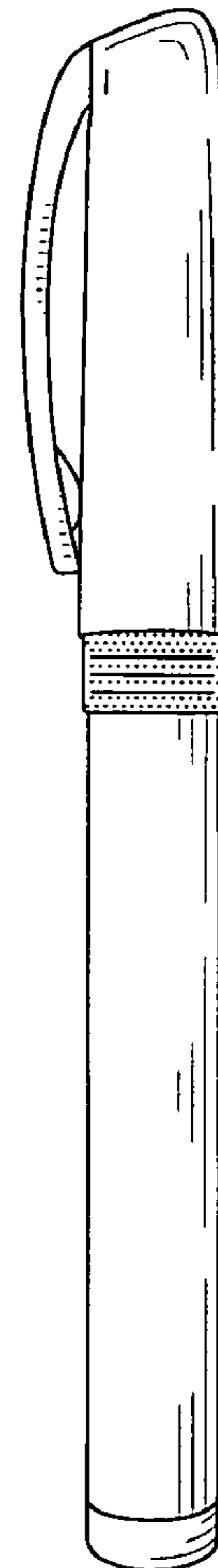


FIG. 8



FIG. 4

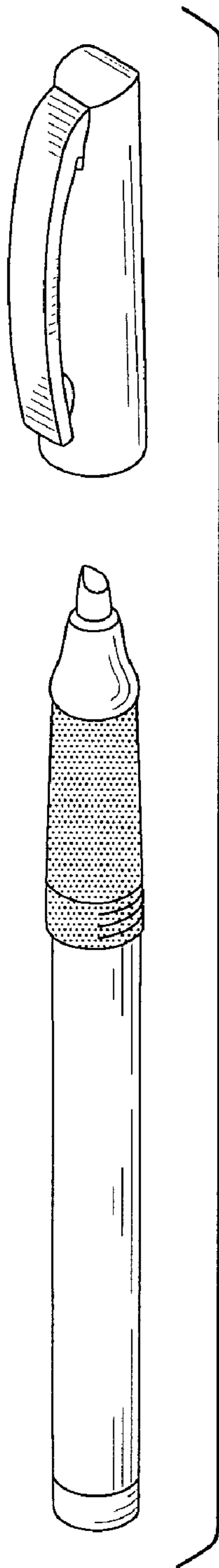


FIG. 5

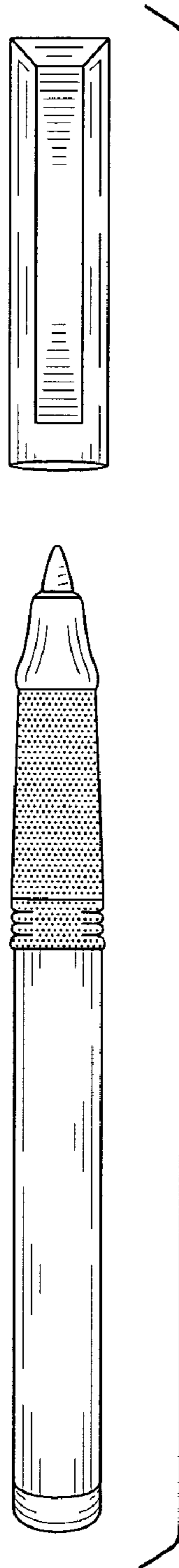


FIG. 6

