



US00D607020S

(12) **United States Design Patent**
Baacke et al.

(10) **Patent No.:** **US D607,020 S**

(45) **Date of Patent:** **** Dec. 29, 2009**

(54) **REFRIGERATOR SHELF**

(75) Inventors: **Sven Baacke**, Munich (DE); **Christoph Becke**, Stephanskirchen (DE); **Matthew Rickèt**, New Bern, NC (US); **Hermann-Reinhard Segers**, Munich (DE); **Roland Vetter**, Giengen (DE)

(73) Assignee: **BSH Bosch und Siemens Hausgeraete GmbH**, Munich (DE)

(**) Term: **14 Years**

(21) Appl. No.: **29/259,932**

(22) Filed: **May 16, 2006**

(30) **Foreign Application Priority Data**

Nov. 30, 2005 (EM) 000445804

(51) **LOC (9) Cl.** **15-07**

(52) **U.S. Cl.** **D15/89**

(58) **Field of Classification Search** D15/79,
D15/85, 86, 89, 90, 91; 62/3.6, 125, 126,
62/187; 312/116, 138.1, 236, 321.5, 330.1,
312/401, 402, 404, 405, 405.1, 407, 408;
211/90.01, 153, 194; 108/26, 59, 108, 147.11,
108/147.16, 157.13

See application file for complete search history.

(56) **References Cited**

U.S. PATENT DOCUMENTS

D142,904 S * 11/1945 Paddock D15/89
2,786,729 A * 3/1957 Fields 312/350
5,287,252 A * 2/1994 Caruso 362/92
5,429,433 A * 7/1995 Bird et al. 312/408
5,441,338 A * 8/1995 Kane et al. 312/408
5,540,493 A * 7/1996 Kane et al. 312/408
5,913,584 A * 6/1999 Swindell et al. 312/408
D428,898 S * 8/2000 Hixson D15/90

6,811,045 B1 * 11/2004 Masker et al. 211/153
2003/0117051 A1 * 6/2003 Kweon 312/408

* cited by examiner

Primary Examiner—Stella M Reid

Assistant Examiner—Shanda C Hill

(74) *Attorney, Agent, or Firm*—James E. Howard; Andre Pallapies

(57) **CLAIM**

The ornamental design for a refrigerator shelf, as shown and described.

DESCRIPTION

FIG. 1 is a perspective view of a refrigerator shelf showing our ornamental design;

FIG. 2 is a top plan view of the refrigerator shelf embodiment shown in FIG. 1;

FIG. 3 is a right side view of the refrigerator shelf embodiment shown in FIG. 1;

FIG. 4 is a left side view of the refrigerator shelf embodiment shown in FIG. 1;

FIG. 5 is a front view of the refrigerator shelf embodiment shown in FIG. 1;

FIG. 6 is a rear view of the refrigerator shelf embodiment shown in FIG. 1;


FIG. 7 is a bottom plan view of the refrigerator shelf embodiment shown in FIG. 1;

FIG. 8 is a bottom perspective view of the refrigerator shelf embodiment shown in FIG. 1;

FIG. 9 is an enlarged partial view of the refrigerator shelf embodiment shown in FIG. 1; and,

FIG. 10 is another enlarged perspective view of the refrigerator shelf embodiment shown in FIG. 1.

1 Claim, 5 Drawing Sheets






FIG. 1




FIG. 2

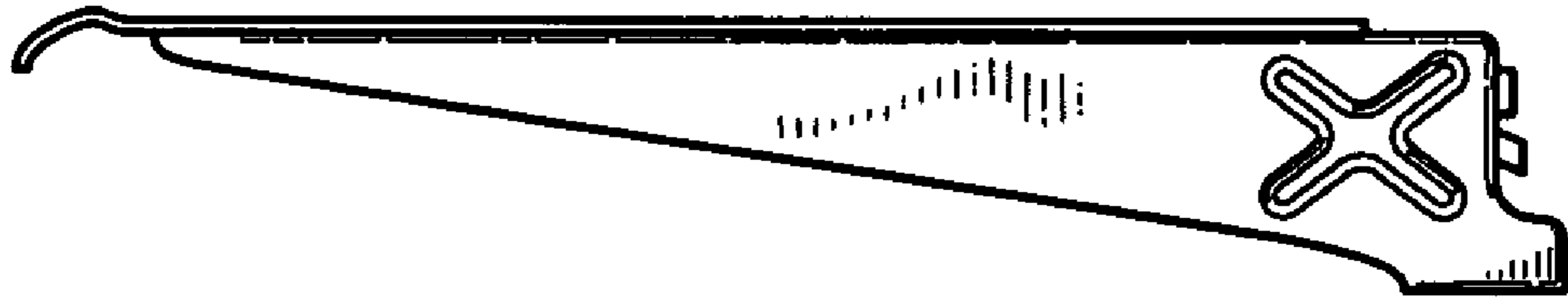


FIG. 3

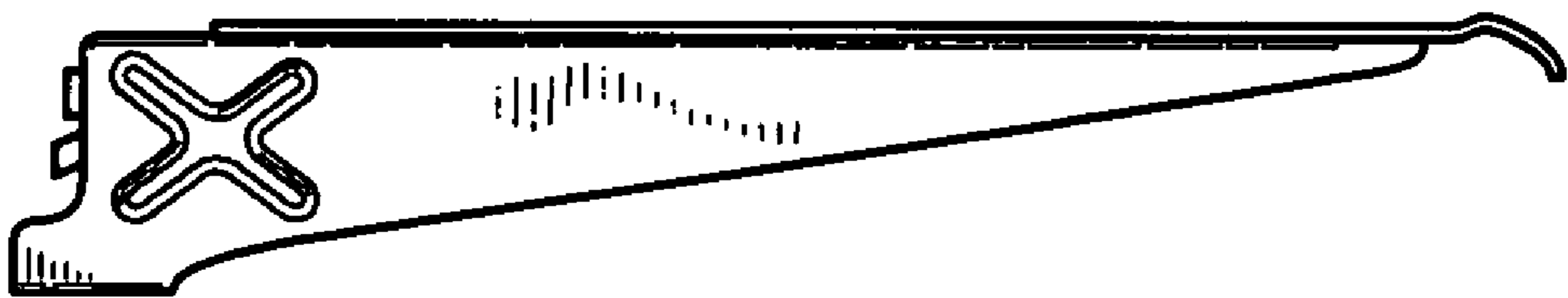


FIG. 4




FIG. 5




FIG. 6

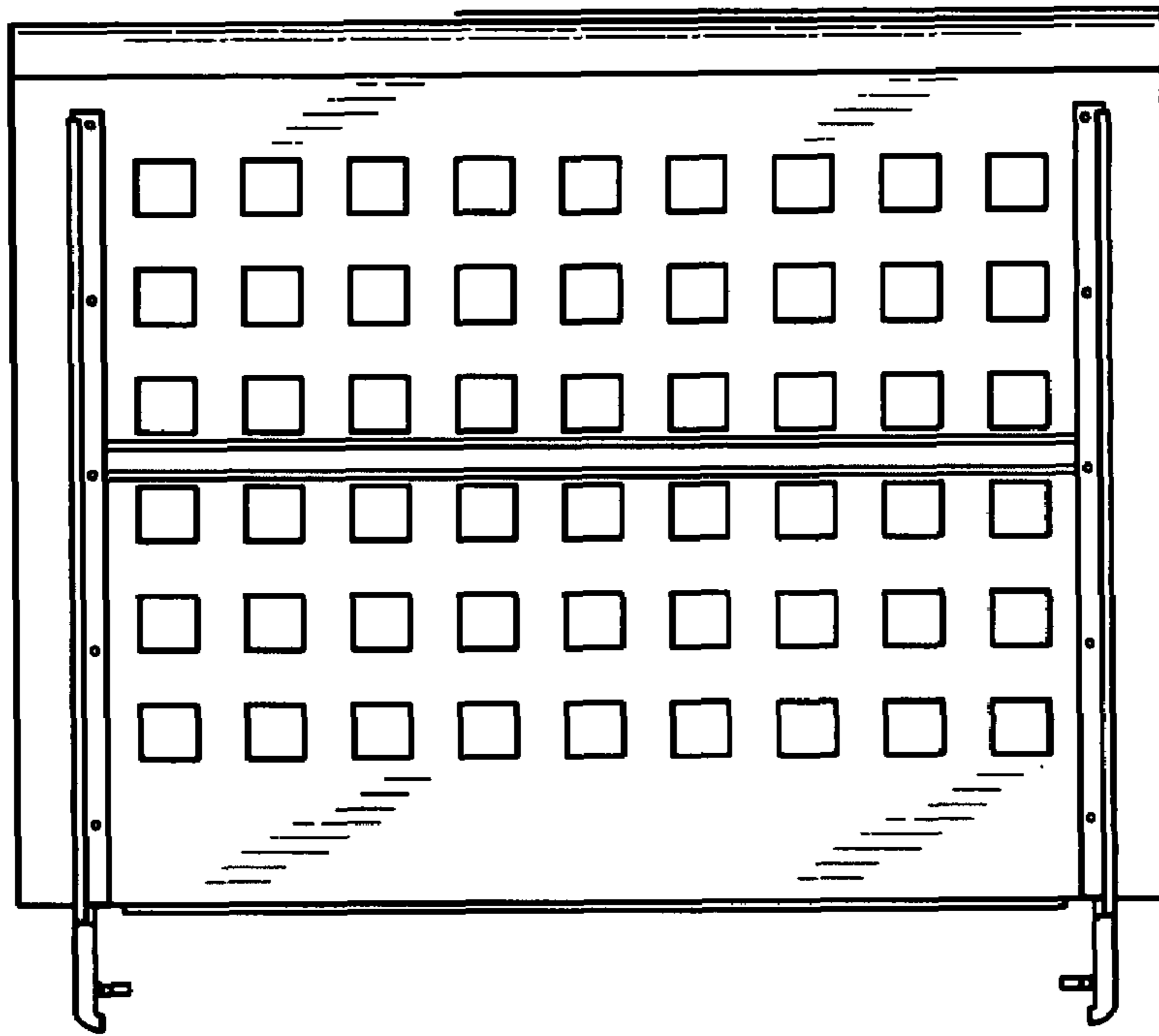


FIG. 7




FIG. 8




FIG. 9

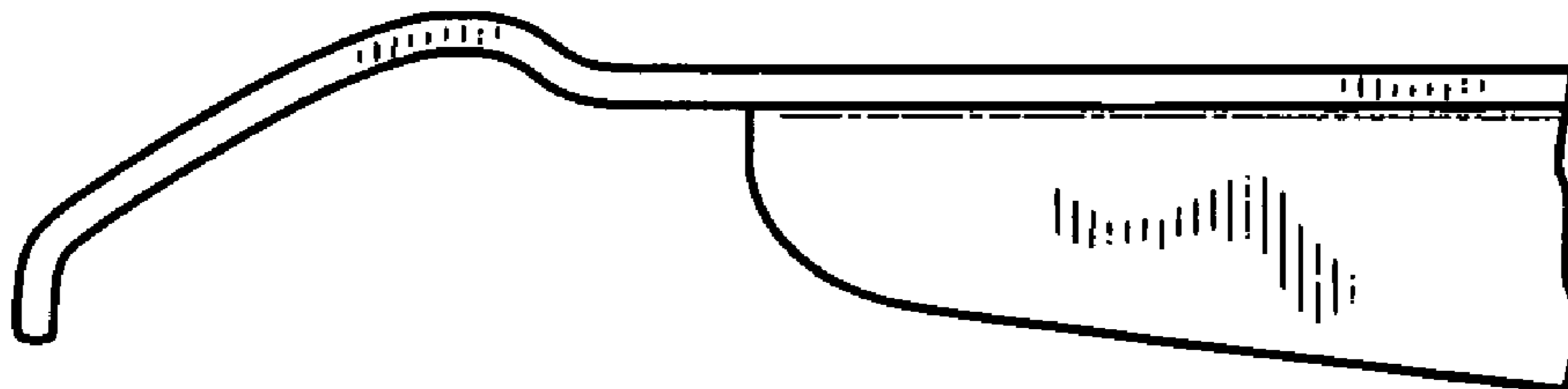


FIG. 10