



US00D606992S

(12) **United States Design Patent**
Liu et al.

(10) **Patent No.:** **US D606,992 S**

(45) **Date of Patent:** **** Dec. 29, 2009**

(54) **LAPTOP COMPUTER**

(75) Inventors: **Yi-Ju Liu**, Taichung County (TW);
Yun-An Chu, Taipei (TW)

(73) Assignee: **Micro-Star Int'l Co., Ltd.**, Jung-He,
Taipei Hsien (TW)

(**) Term: **14 Years**

(21) Appl. No.: **29/340,606**

(22) Filed: **Jul. 21, 2009**

(51) **LOC (9) Cl.** **14-02**

(52) **U.S. Cl.** **D14/327; D14/315**

(58) **Field of Classification Search** D14/315,
D14/341-345, 331, 130; D18/1, 2, 7, 11;
178/17 A, 17 C; 345/102, 104, 156, 163,
345/168; 341/22, 23; 361/679.11, 679.27;
400/486, 489

See application file for complete search history.

(56) **References Cited**

U.S. PATENT DOCUMENTS

6,067,224 A * 5/2000 Nobuchi 361/679.27
D467,915 S * 12/2002 Wada D14/322
D476,326 S * 6/2003 Tanimura D14/318

D547,309 S * 7/2007 Yoon D14/315
D578,524 S * 10/2008 Yoon D14/319
D578,525 S * 10/2008 Yoon D14/319
D586,796 S * 2/2009 Lee et al. D14/315
2005/0018396 A1 * 1/2005 Nakajima et al. 361/683
2005/0041378 A1 * 2/2005 Hamada et al. 361/680

* cited by examiner

Primary Examiner—Freda S Nunn

(74) *Attorney, Agent, or Firm*—Winston Hsu

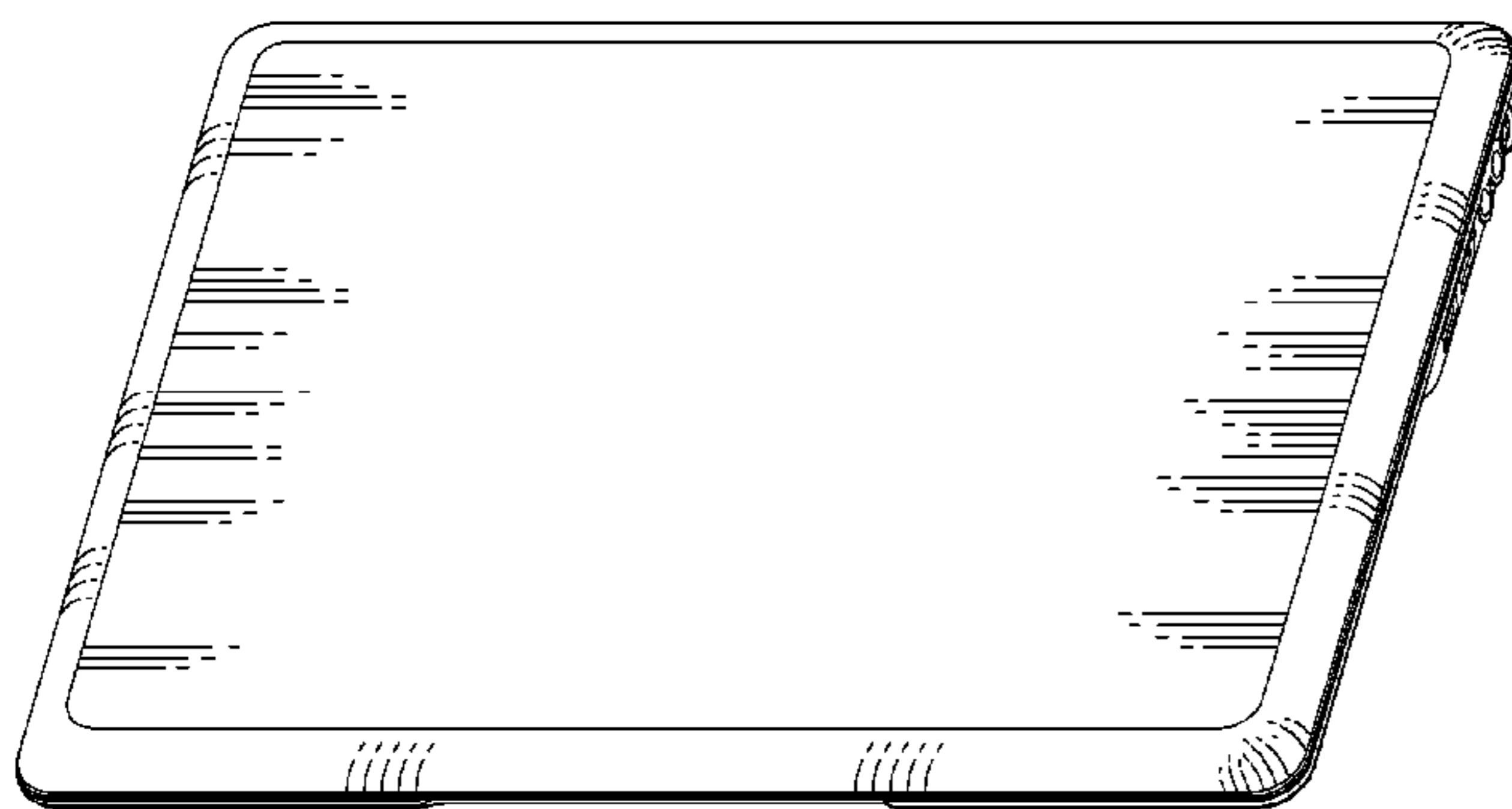
(57) **CLAIM**

The ornamental design for a laptop computer, as shown.

DESCRIPTION

FIG. 1 is a perspective view of a laptop computer;
FIG. 2 is a front view thereof;
FIG. 3 is a rear view thereof;
FIG. 4 is a left side elevational view thereof;
FIG. 5 is a right side elevational view thereof;
FIG. 6 is a top plan view thereof;
FIG. 7 is a bottom plan view thereof; and,
FIG. 8 is a rear perspective view thereof.

1 Claim, 8 Drawing Sheets






FIG. 1

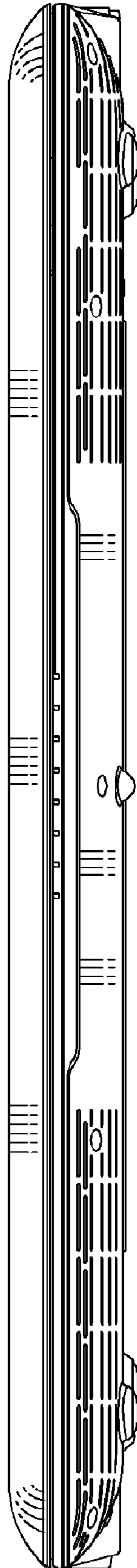


FIG. 2

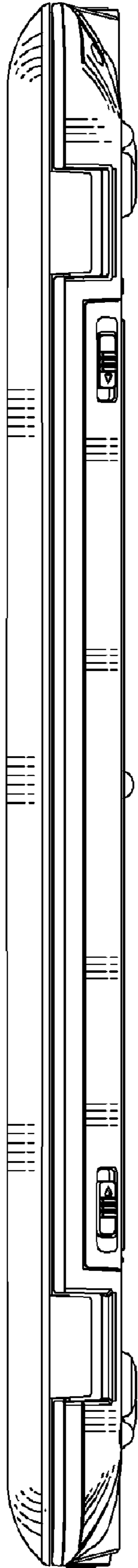


FIG. 3

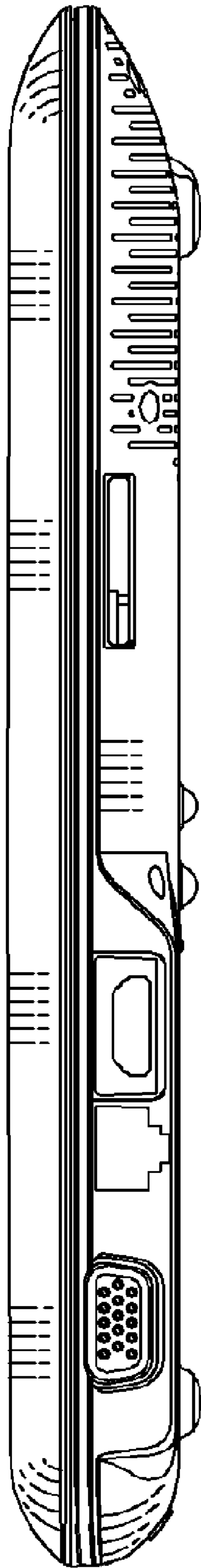


FIG. 4

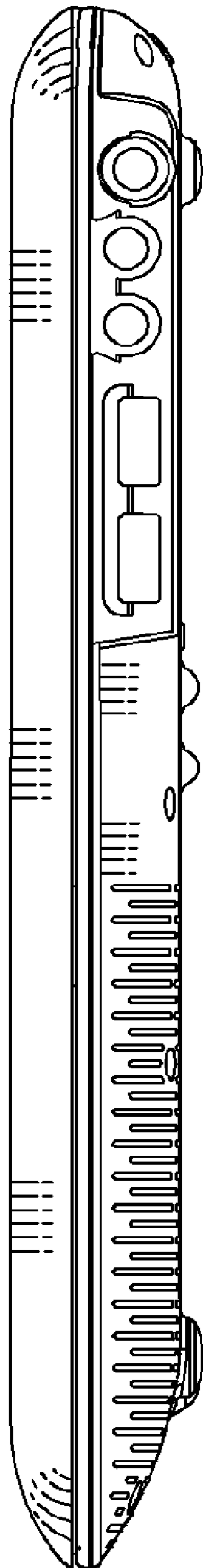


FIG. 5




FIG. 6

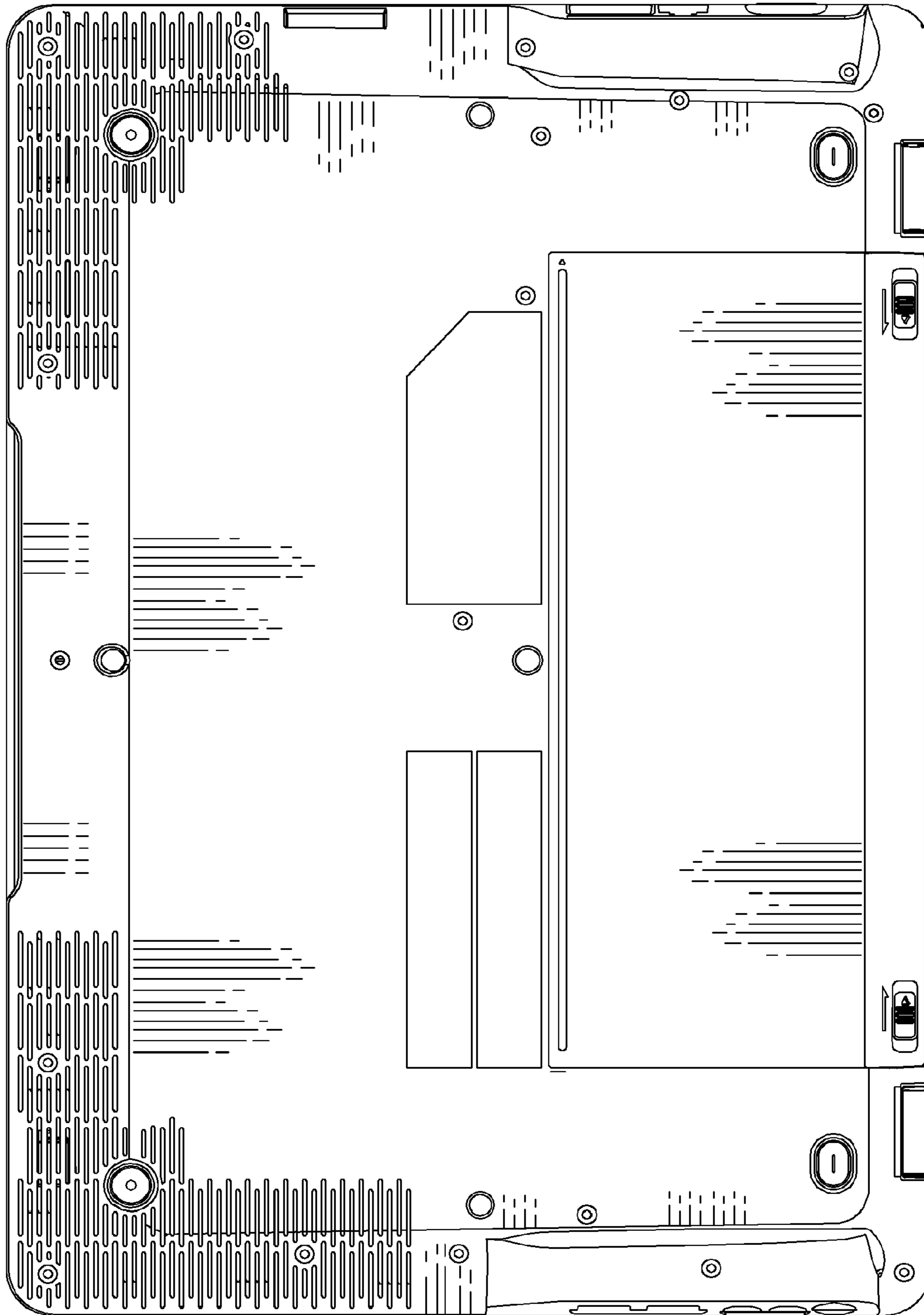


FIG. 7

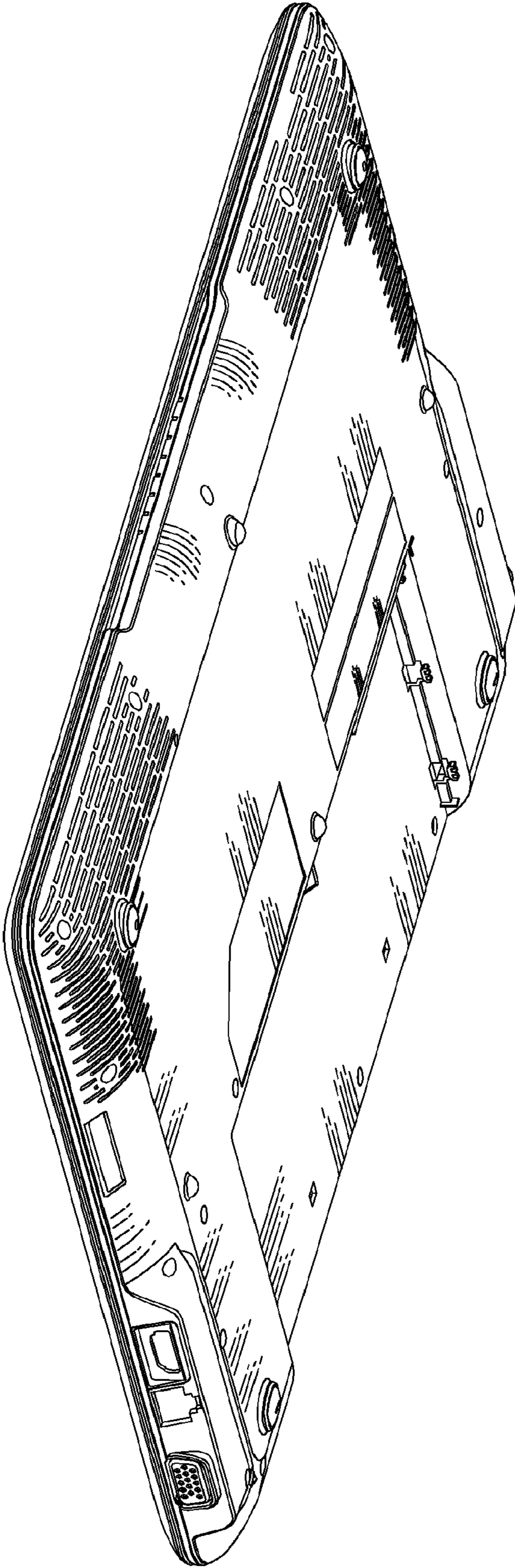


FIG. 8