



US00D606979S

(12) **United States Design Patent**  
**Henry**

(10) **Patent No.:** **US D606,979 S**

(45) **Date of Patent:** **\*\* Dec. 29, 2009**

(54) **COMBINED SELECT VIEW TELEVISION  
REMOTE CONTROL, ARM BAND, AND  
CHARGE CRADLE**

D463,404	S	*	9/2002	Sadatsuki	.....	D14/218
D477,591	S	*	7/2003	Hung	.....	D14/218
D488,145	S	*	4/2004	Abdelal	.....	D14/144
D505,417	S	*	5/2005	Wang et al.	.....	D14/247
6,934,518	B2	*	8/2005	Cheng	.....	455/90.3
D518,030	S	*	3/2006	Lin	.....	D14/218

(76) **Inventor:** **Averill Henry**, 5484 Greenbrier Dr.,  
Riverside, CA (US) 92504

(\*\*) **Term:** **14 Years**

(21) **Appl. No.:** **29/219,543**

(22) **Filed:** **Dec. 16, 2004**

(51) **LOC (9) Cl.** ..... **14-03**

(52) **U.S. Cl.** ..... **D14/218**

(58) **Field of Classification Search** ..... D14/218,  
D14/455; D13/168; D21/566; D10/104,  
D10/106; 345/169; 348/14.05, 114, 211.99,  
348/734; 340/825.24; 341/22; 455/92, 95,  
455/128, 151.1–151.4, 352, 355, FOR. 121;  
700/65

See application file for complete search history.

(56) **References Cited**

**U.S. PATENT DOCUMENTS**

D383,983	S	*	9/1997	Steinhagen et al.	.....	D10/22
5,778,256	A	*	7/1998	Darbee	.....	710/72
D397,996	S	*	9/1998	Smith	.....	D13/168
D433,675	S	*	11/2000	Carranco et al.	.....	D14/218
D449,281	S	*	10/2001	Larsen et al.	.....	D13/168
D449,292	S	*	10/2001	Miyazaki	.....	D14/217
D451,498	S	*	12/2001	Rossel	.....	D14/218

\* cited by examiner

*Primary Examiner*—T. Chase Nelson

*Assistant Examiner*—John Windmuller

(74) *Attorney, Agent, or Firm*—Raymond Y. Chan; David and  
Raymond Patent Firm

(57) **CLAIM**

The ornamental design for a combined select view television  
remote control, arm band, and charge cradle, as shown and  
described.

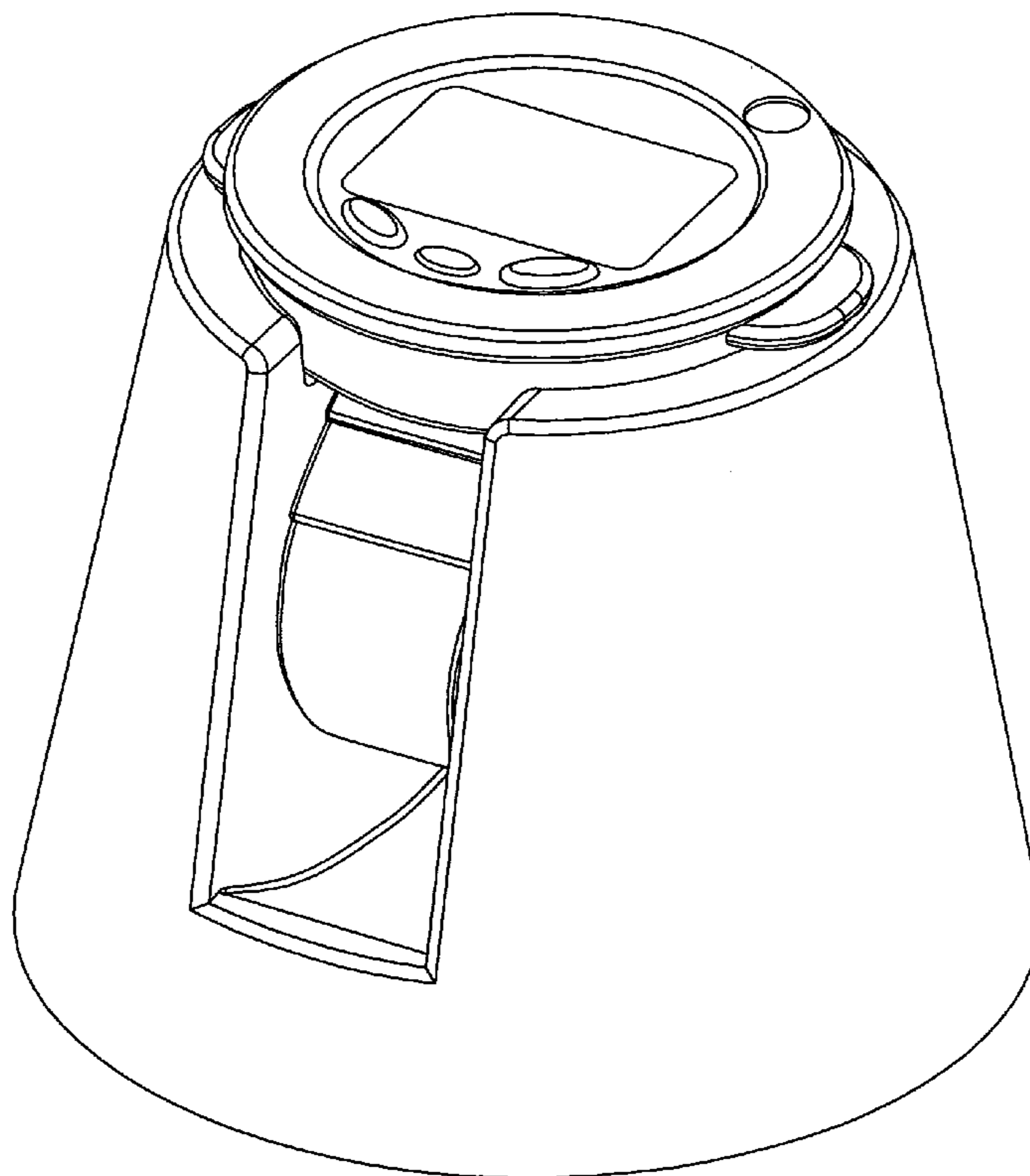
**DESCRIPTION**

FIG. 1 is a top perspective view of a select view television  
remote control showing a portion of my new design separ-  
ately for ease of disclosure;

FIG. 2 is a top perspective view of a charge cradle showing  
another portion of my new design separately for ease of  
disclosure; and,

FIG. 3 is a top perspective view of a combined select view  
television remote control, arm band, and charge cradle show-  
ing my new design.

**1 Claim, 3 Drawing Sheets**



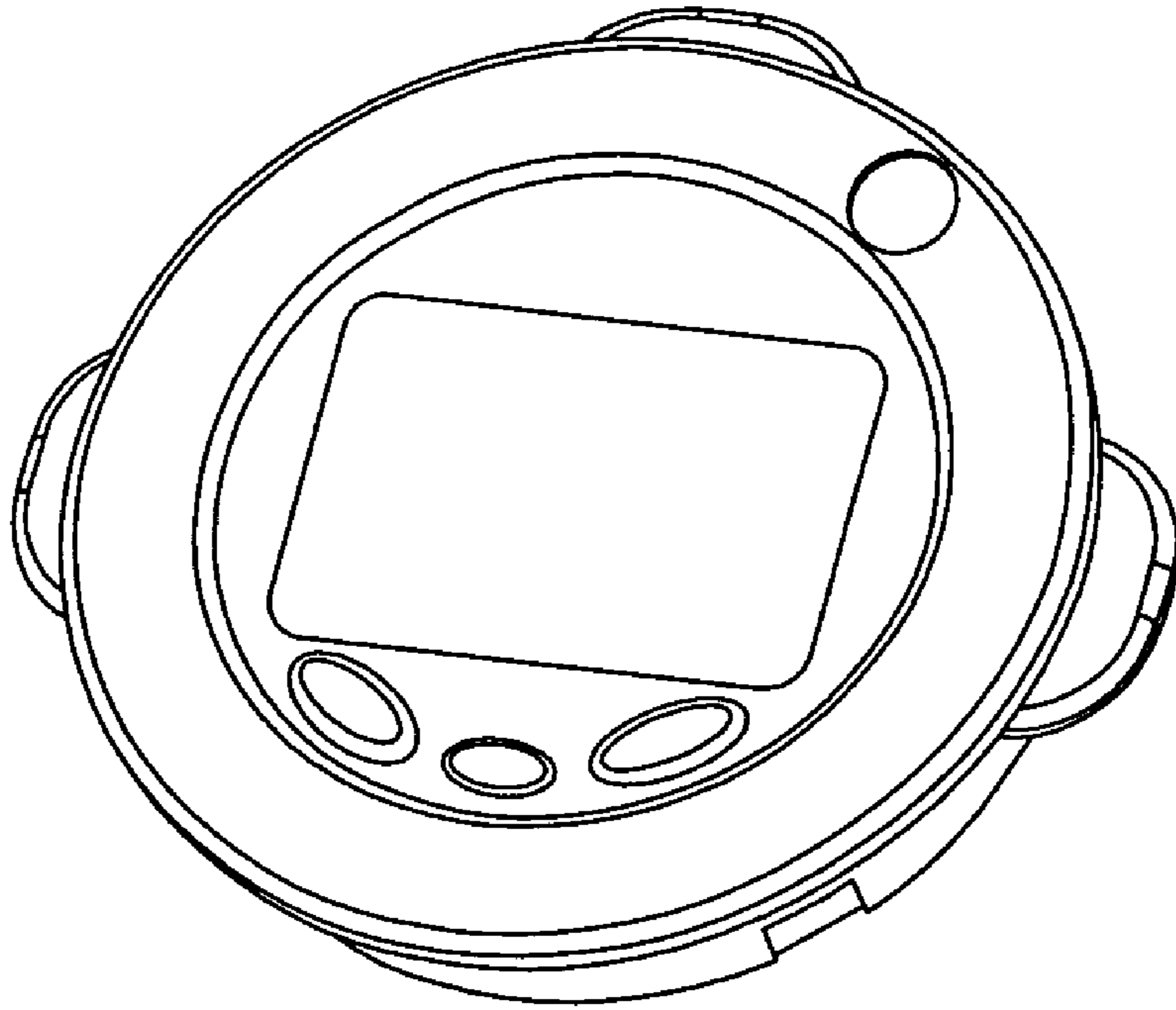


FIG.1

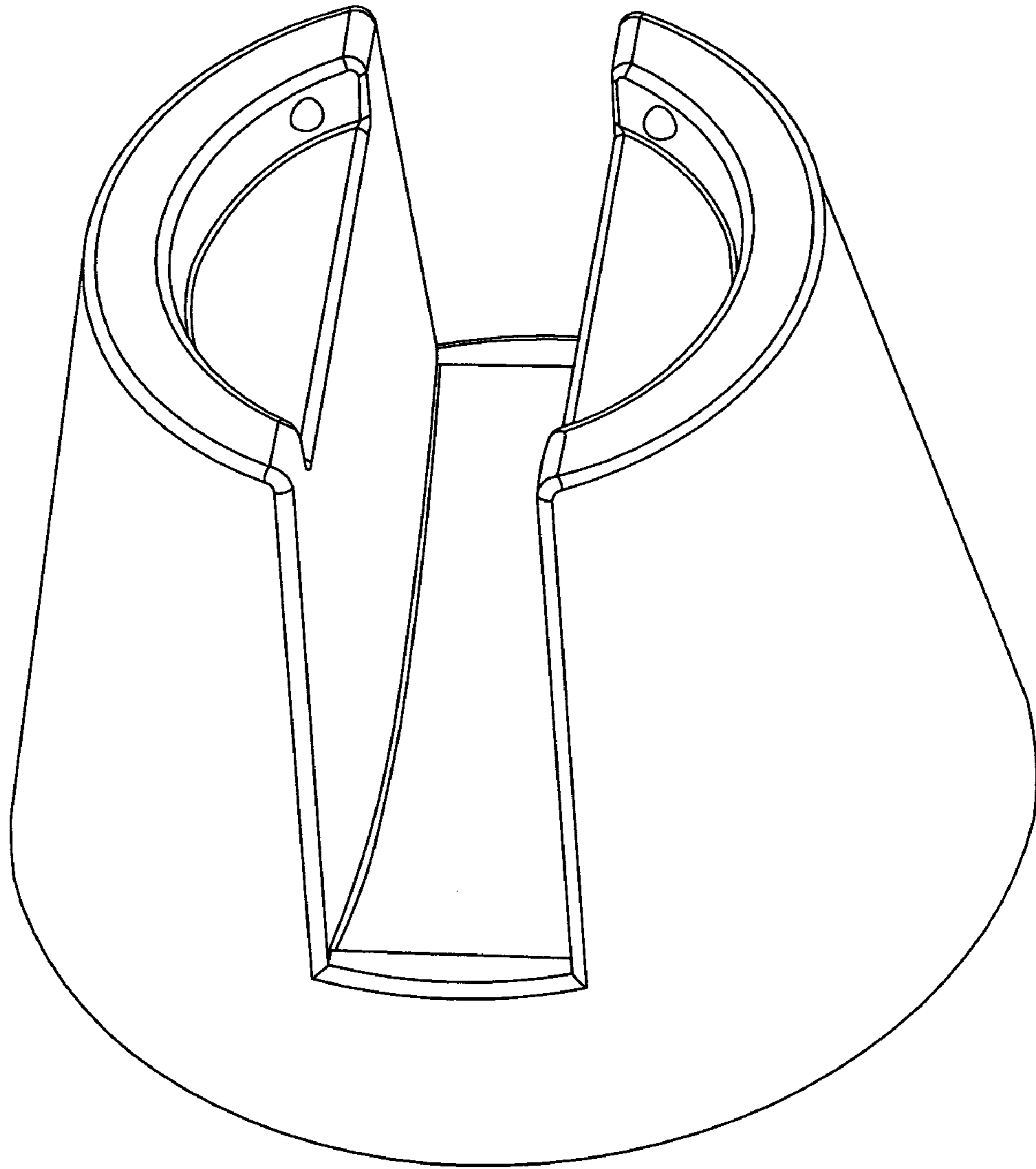


FIG.2

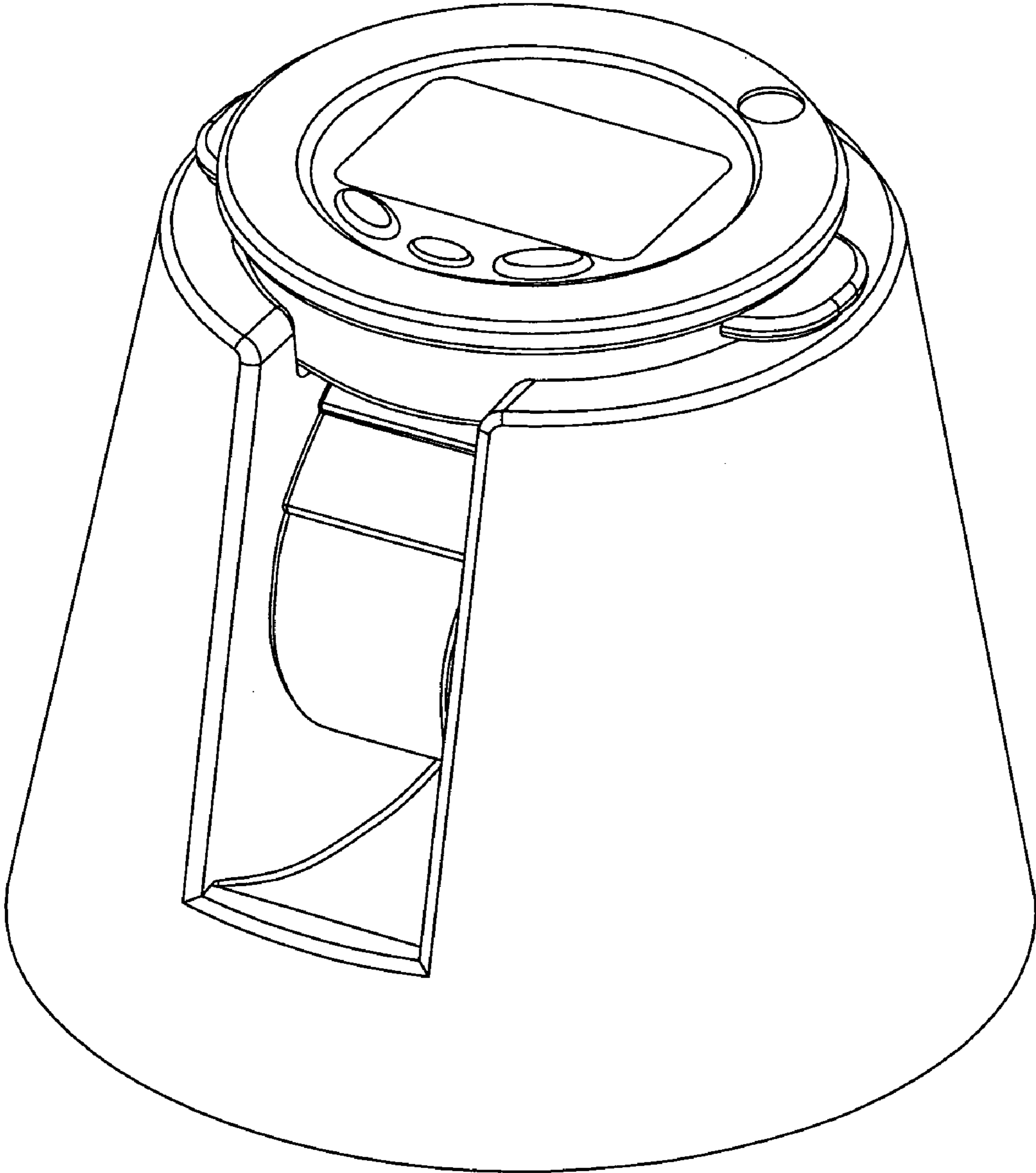


FIG.3