



US00D606969S

(12) **United States Design Patent**  
**Semcken**

(10) **Patent No.:** **US D606,969 S**

(45) **Date of Patent:** **\*\* Dec. 29, 2009**

(54) **HEAD SET**

(75) **Inventor:** **Kevin R. Semcken**, Evergreen, CO (US)

(73) **Assignee:** **Able Planet, Incorporated**, Wheat Ridge, CO (US)

(\*\*) **Term:** **14 Years**

(21) **Appl. No.:** **29/296,337**

(22) **Filed:** **Oct. 18, 2007**

(51) **LOC (9) Cl.** ..... **14-01**

(52) **U.S. Cl.** ..... **D14/205**

(58) **Field of Classification Search** ..... D14/188,  
D14/192, 205, 206, 223, 142, 208, 219, 235,  
D14/250, 450; 181/129-130; 381/380, 381,  
381/309, 311; 379/430, 433; 128/857, 866;  
D29/112; 2/209; 455/575.1, 575.2, 575.8,  
455/351, 568, 90.3; D16/208, 219, 235,  
D16/250; 396/448; 429/89

See application file for complete search history.

(56) **References Cited**

**U.S. PATENT DOCUMENTS**

1,852,130	A *	4/1932	Schier	.....	381/380
5,946,610	A *	8/1999	Hama	.....	455/351
D458,597	S *	6/2002	Davies et al.	.....	D14/206
D467,895	S *	12/2002	Hirano	.....	D14/192
6,493,453	B1 *	12/2002	Glendon	.....	381/322
D481,709	S *	11/2003	Solderits	.....	D14/228

D492,279	S *	6/2004	Lee	.....	D14/188
D505,411	S *	5/2005	Sakai	.....	D14/192
D541,255	S *	4/2007	Taylor et al.	.....	D14/205
7,356,362	B2 *	4/2008	Chang et al.	.....	455/575.2
D573,581	S *	7/2008	Gondo et al.	.....	D14/205
D581,394	S *	11/2008	Lee	.....	D14/205
7,480,388	B1 *	1/2009	Crook	.....	381/322
D585,871	S *	2/2009	Lee	.....	D14/205
D585,872	S *	2/2009	Lee	.....	D14/205

\* cited by examiner

*Primary Examiner*—Paula Greene

(74) *Attorney, Agent, or Firm*—Glenn H. Lenzen

(57) **CLAIM**

The ornamental design for a head set, as shown and described.

**DESCRIPTION**

FIG. 1 is a front perspective view of a head set showing my new design, the rear perspective view is not part of the claimed design,

FIG. 2 is a side elevational view thereof,

FIG. 3 is a side elevational view thereof,

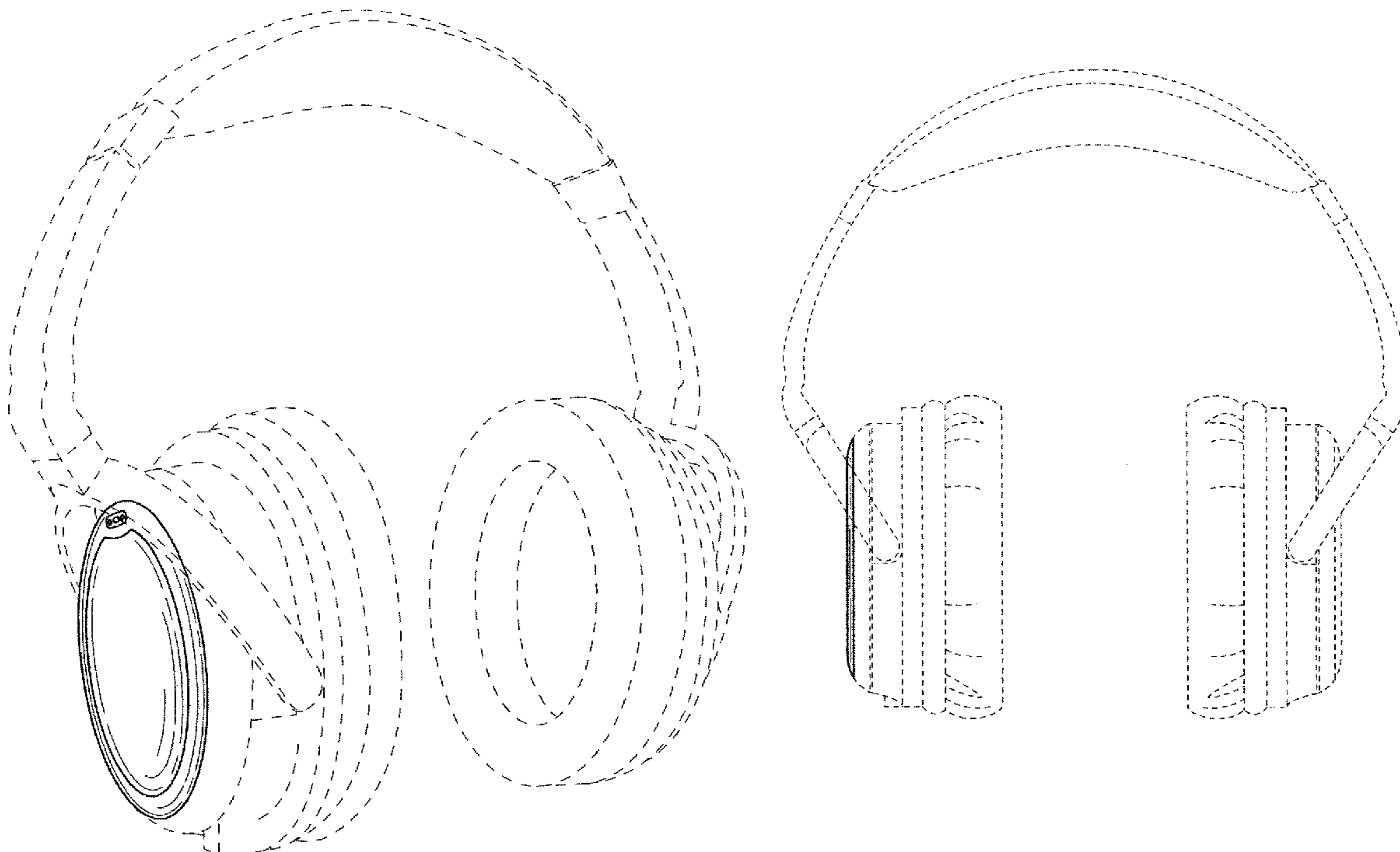
FIG. 4 is a front elevational view thereof,

FIG. 5 is a top view thereof; and,

FIG. 6 is a bottom view thereof.

The broken lines form no part of the claimed design.

**1 Claim, 5 Drawing Sheets**



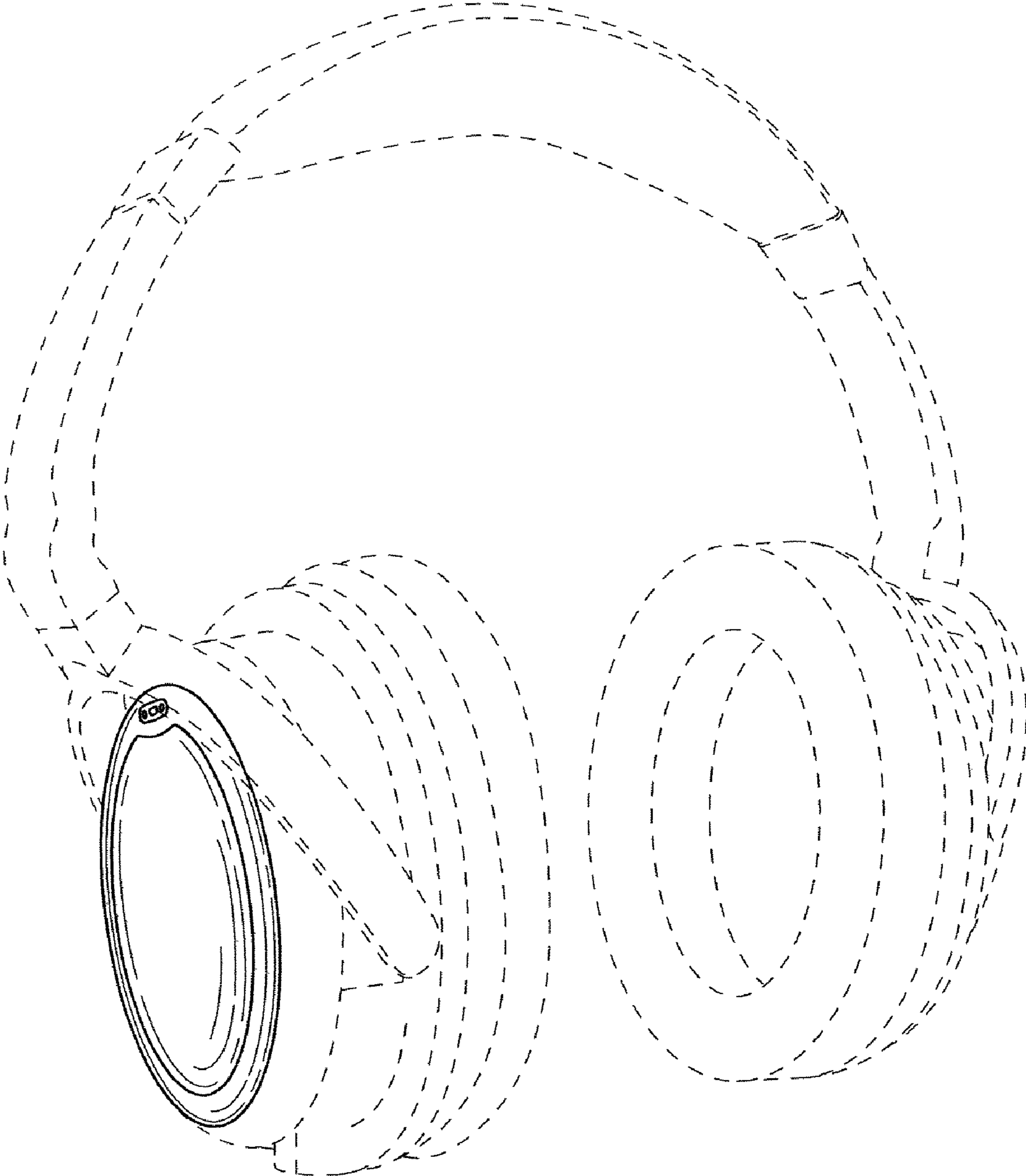


FIG. 1

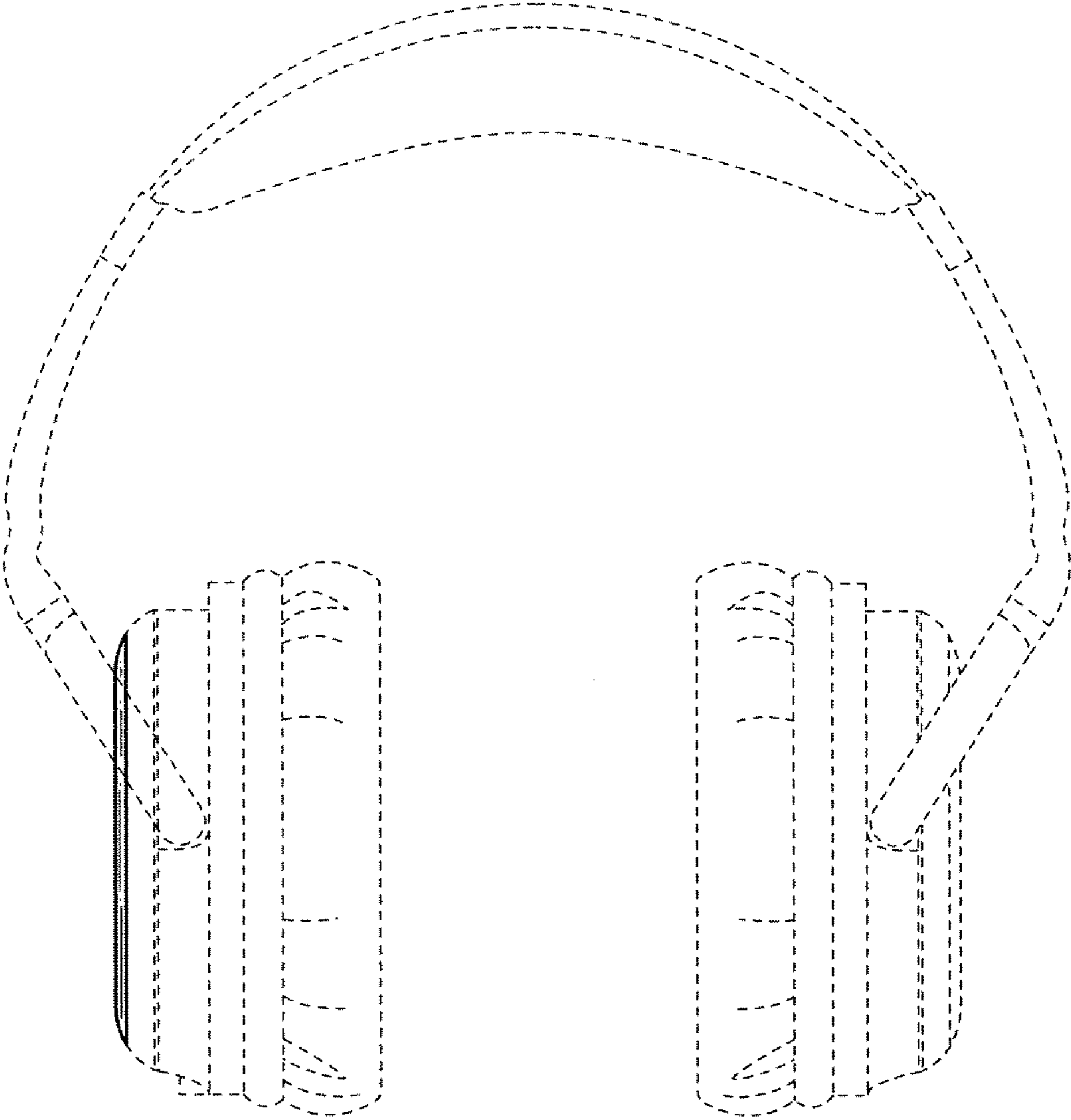


FIG.2

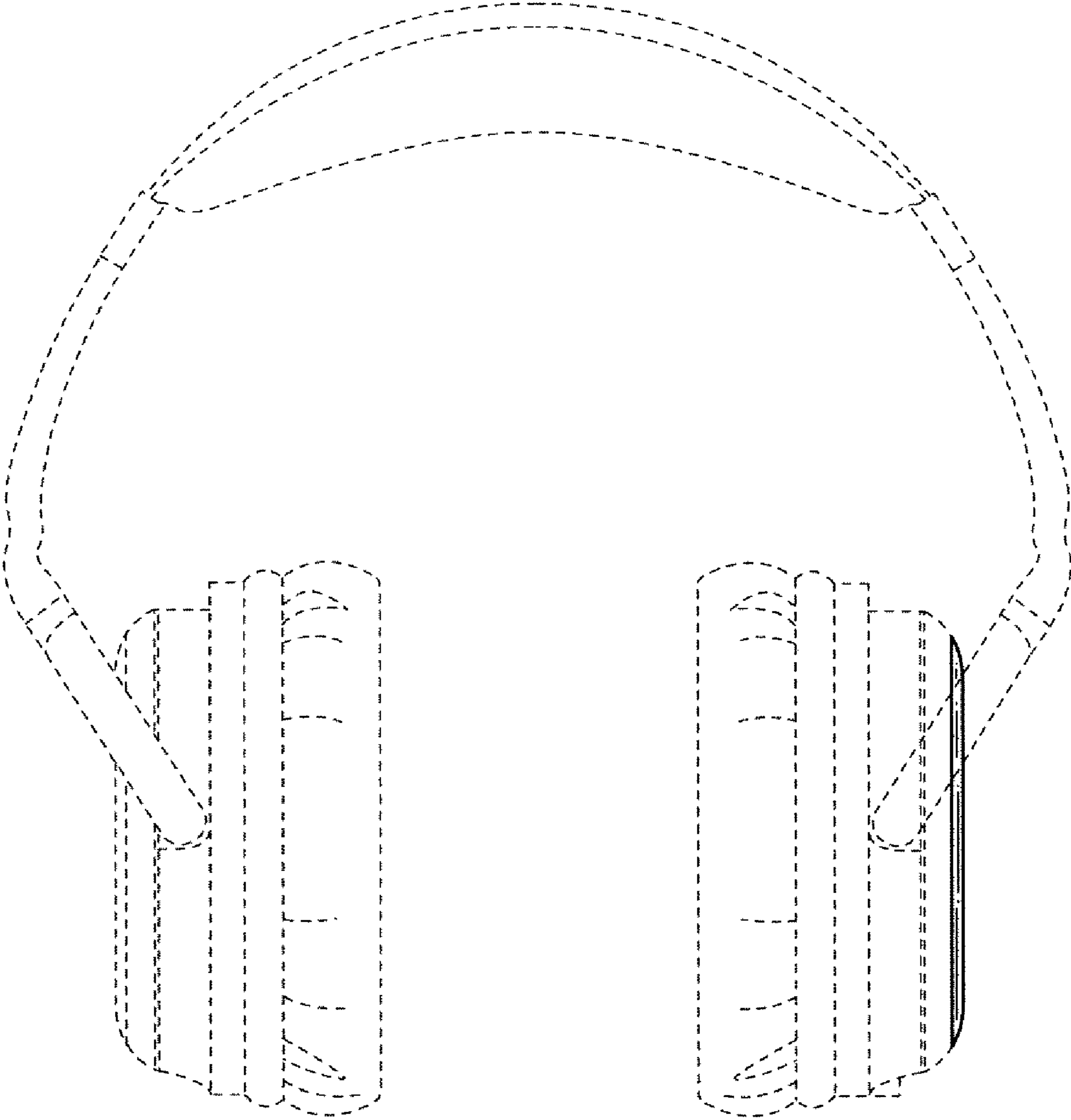


FIG.3

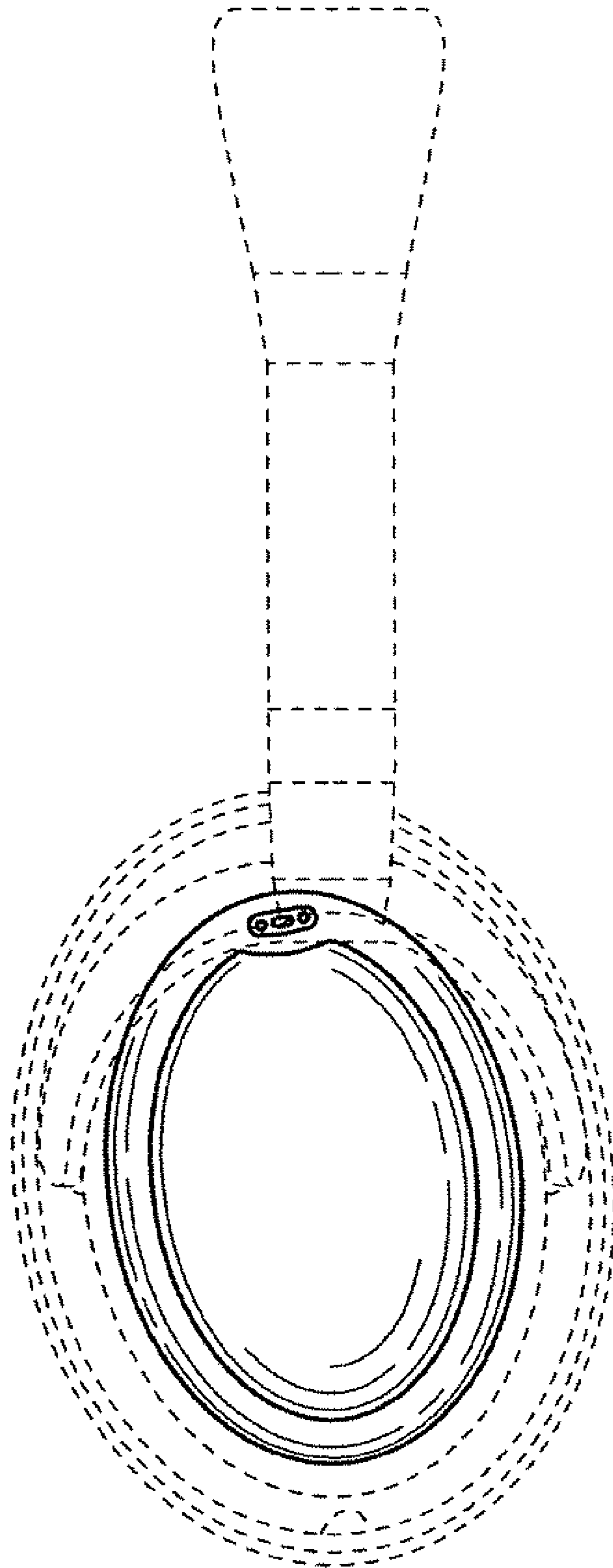


FIG.4

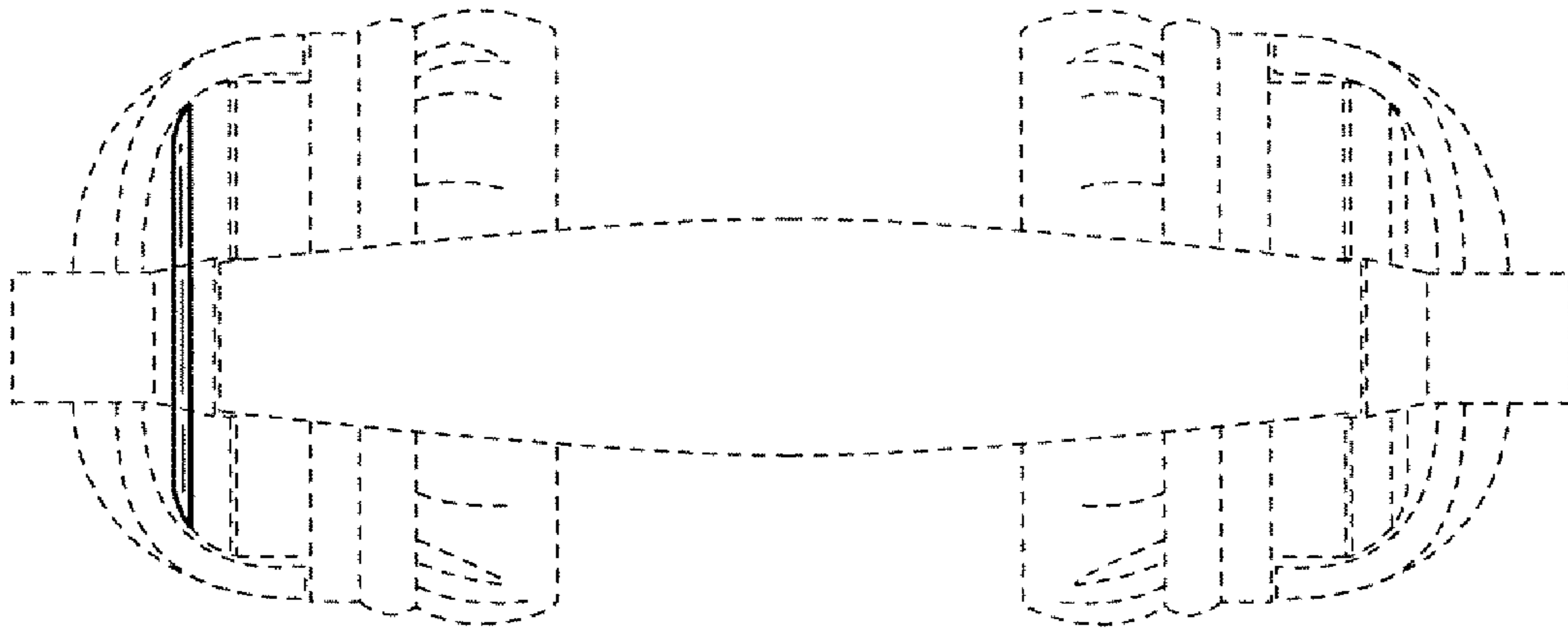


FIG. 5

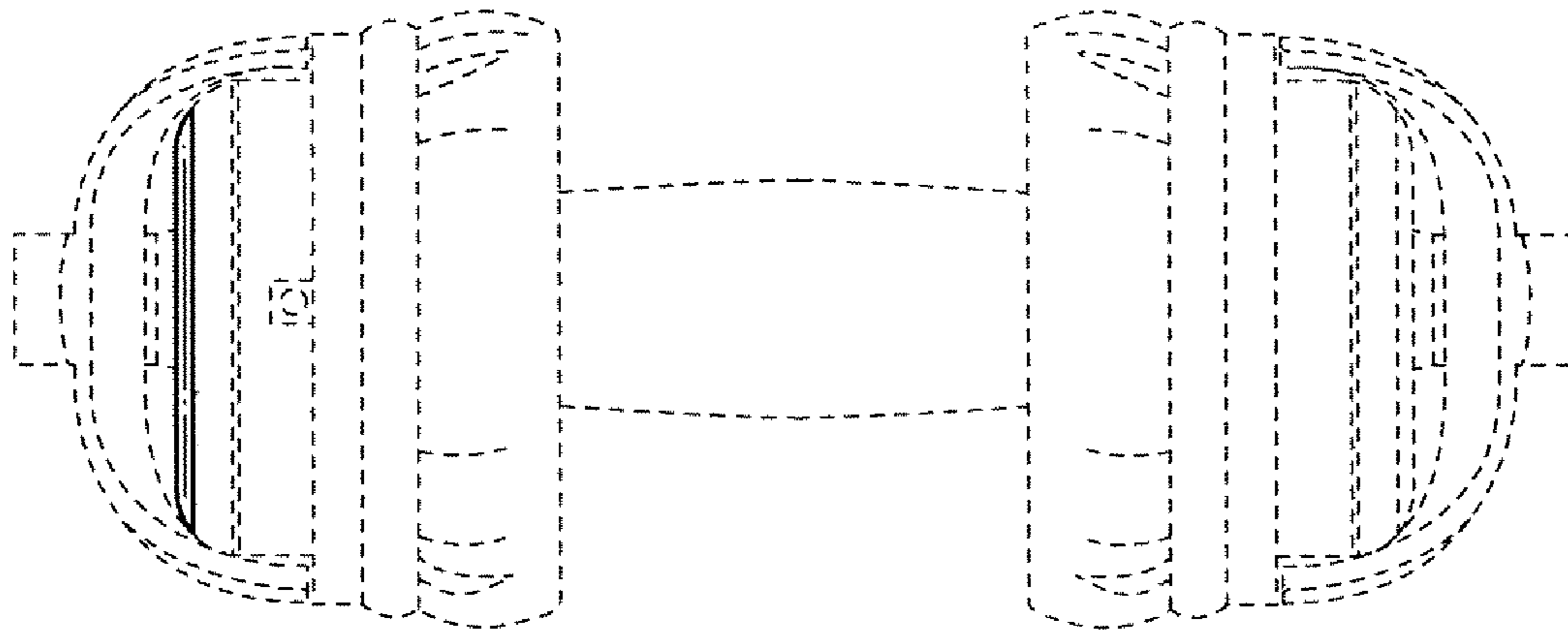


FIG. 6