



US00D606962S

(12) **United States Design Patent**
Wada

(10) **Patent No.:** **US D606,962 S**
(45) **Date of Patent:** **** Dec. 29, 2009**

(54) **SPEAKERPHONE**

(75) Inventor: **Isao Wada**, Hamamatsu (JP)

(73) Assignee: **Yamaha Corporation**, Hamamatsu-shi (JP)

(**) Term: **14 Years**

(21) Appl. No.: **29/335,683**

(22) Filed: **Apr. 20, 2009**

(30) **Foreign Application Priority Data**

Nov. 28, 2008 (JP) 2008-030587

(51) **LOC (9) Cl.** **14-03**

(52) **U.S. Cl.** **D14/149**

(58) **Field of Classification Search** D14/130,
D14/137, 140, 140.1, 140.8, 141.1, 141.3,
D14/142, 149-151, 158-159, 168, 171-172,
D14/188, 211, 214, 225-226, 240, 243, 251,
D14/253, 299, 336, 215, 167, 210, 212, 509,
D14/140.4, 140.5, 140.6, 242, 140.2; 379/387.01,
379/388.02, 420.02, 447, 453, 434; 381/16;
D13/107-108, 168; 455/351

See application file for complete search history.

(56) **References Cited**

U.S. PATENT DOCUMENTS

- 3,005,277 A * 10/1961 Sherron 40/606.03
- D224,710 S * 9/1972 Miller D13/163
- D259,786 S * 7/1981 Leeson et al. D14/242
- D270,726 S * 9/1983 Weiss D14/143
- D299,455 S * 1/1989 Pushelberg et al. D14/140.2
- D340,700 S * 10/1993 Shukur et al. D13/184
- D432,661 S * 10/2000 Caya D25/16
- D436,352 S * 1/2001 Smith D14/140.2
- D437,591 S * 2/2001 Sato D14/240
- D438,186 S * 2/2001 Rodgers et al. D14/142
- D439,577 S * 3/2001 Smith D14/140.2
- D511,588 S * 11/2005 Chen D27/150

- D557,247 S * 12/2007 Keenan D14/140.2
- D570,818 S * 6/2008 Keenan D14/140.2
- D573,835 S * 7/2008 Tseng et al. D7/325
- D574,356 S * 8/2008 Wada D14/149
- 7,438,638 B2 * 10/2008 Lewis et al. 454/184

FOREIGN PATENT DOCUMENTS

- WO DM/050677 * 1/2000
- WO DM/056596 * 7/2001

OTHER PUBLICATIONS

Revolabs 01-4FUSION-NM, <URL:http://www.101phones.com/details/11949-8046/Revolabs-Wireless-Microphone-Systems-01-4FUSION-NM.html>, retrieved from internet on Sep. 5, 2009.*

* cited by examiner

Primary Examiner—Ian Simmons

Assistant Examiner—Carla Jobe Wright

(74) *Attorney, Agent, or Firm*—Sughrue Mion, PLLC

(57) **CLAIM**

The ornamental design for a speakerphone, as shown and described.

DESCRIPTION

FIG. 1 is a top, front perspective view of the speakerphone according to the present invention;

FIG. 2 is a bottom, rear perspective view thereof;

FIG. 3 is a front elevational view thereof;

FIG. 4 is a rear elevational view thereof;

FIG. 5 is a top, plan view thereof;

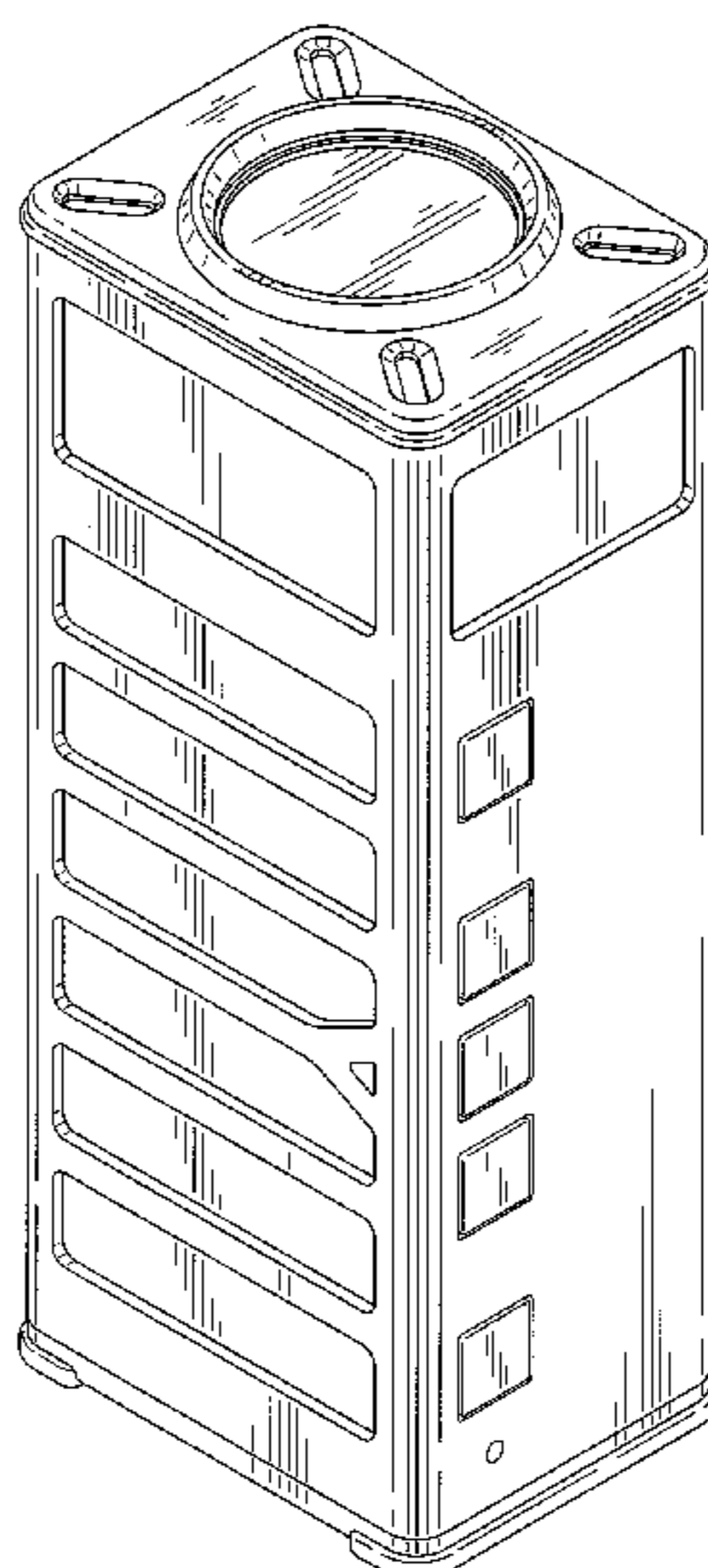
FIG. 6 is a bottom, plan view thereof;

FIG. 7 is a left side elevational view thereof; and,

FIG. 8 is a right side elevational view thereof.

The broken lines in the drawing figures are used to show environmental structure only, and form no part of the claimed design.

1 Claim, 6 Drawing Sheets






FIG. 1

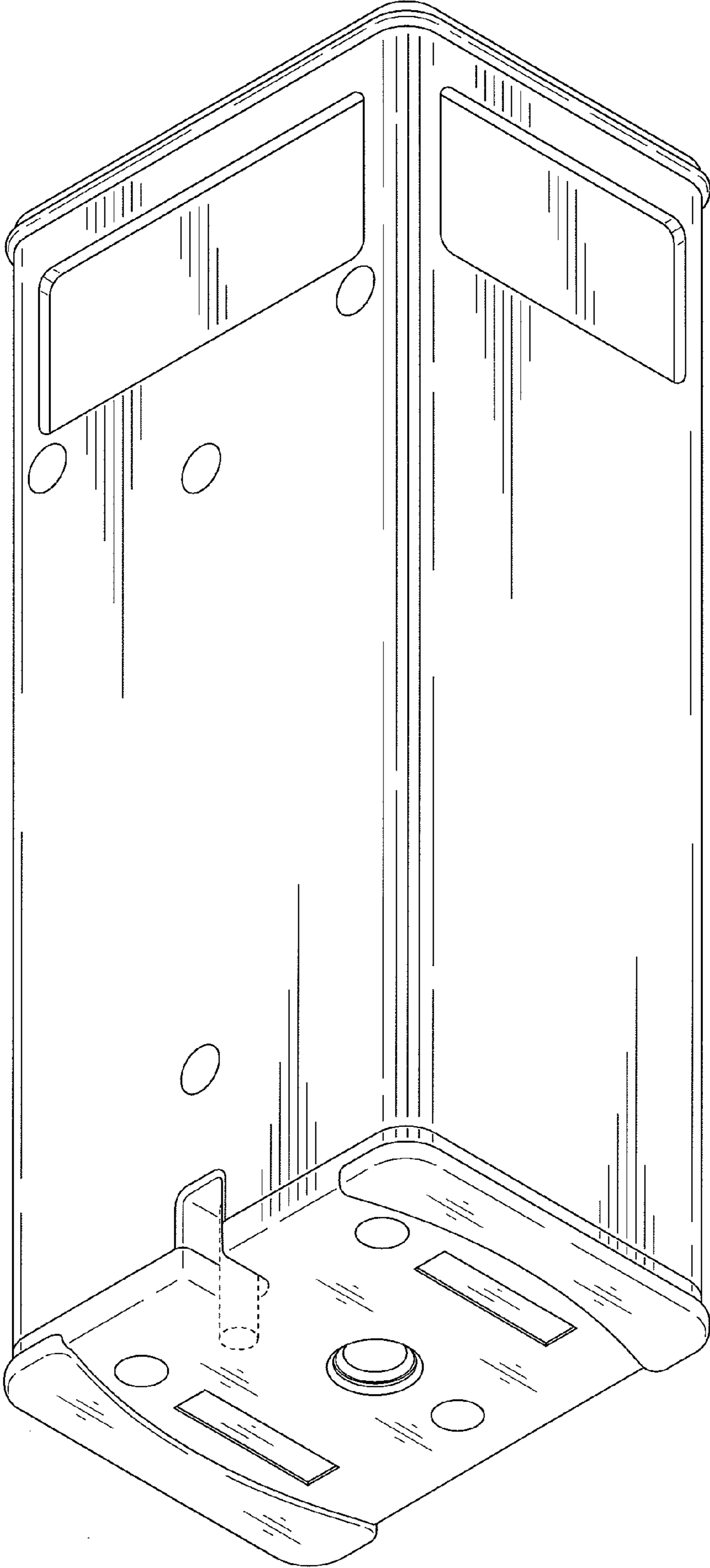


FIG. 2

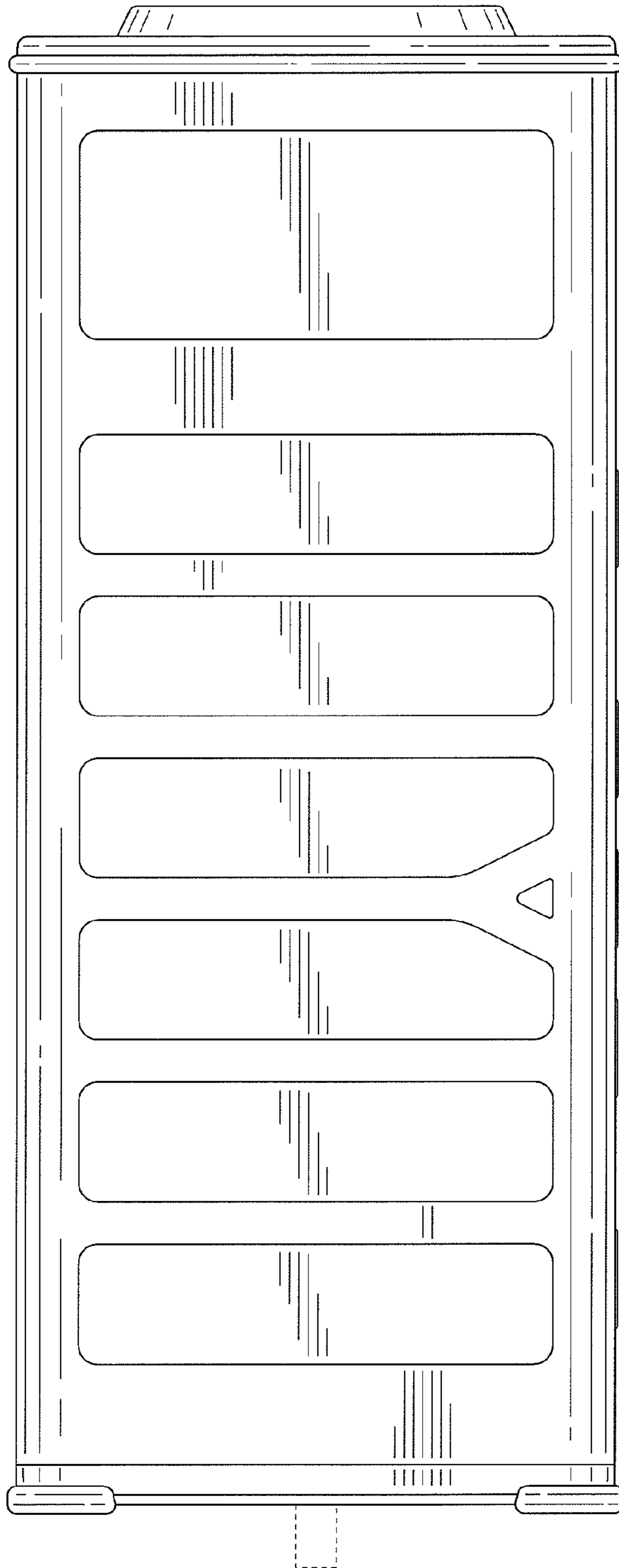


FIG. 3

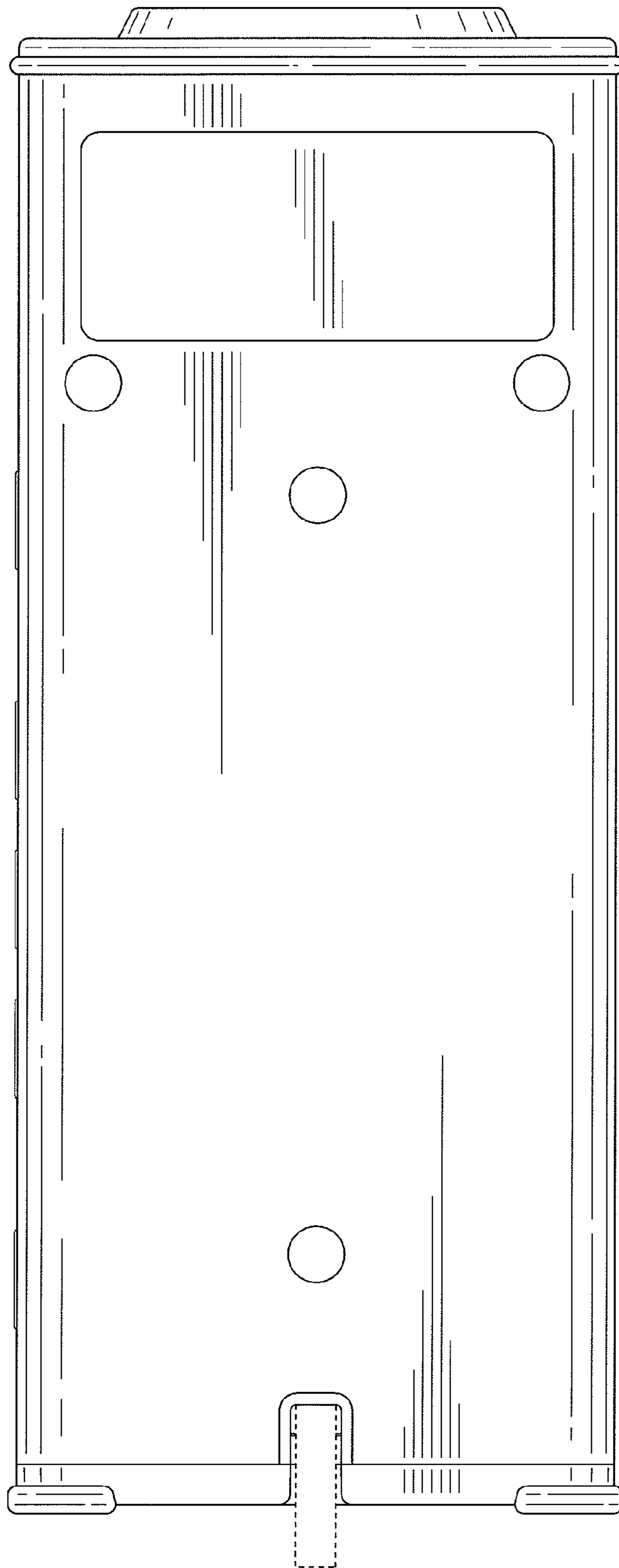


FIG. 4

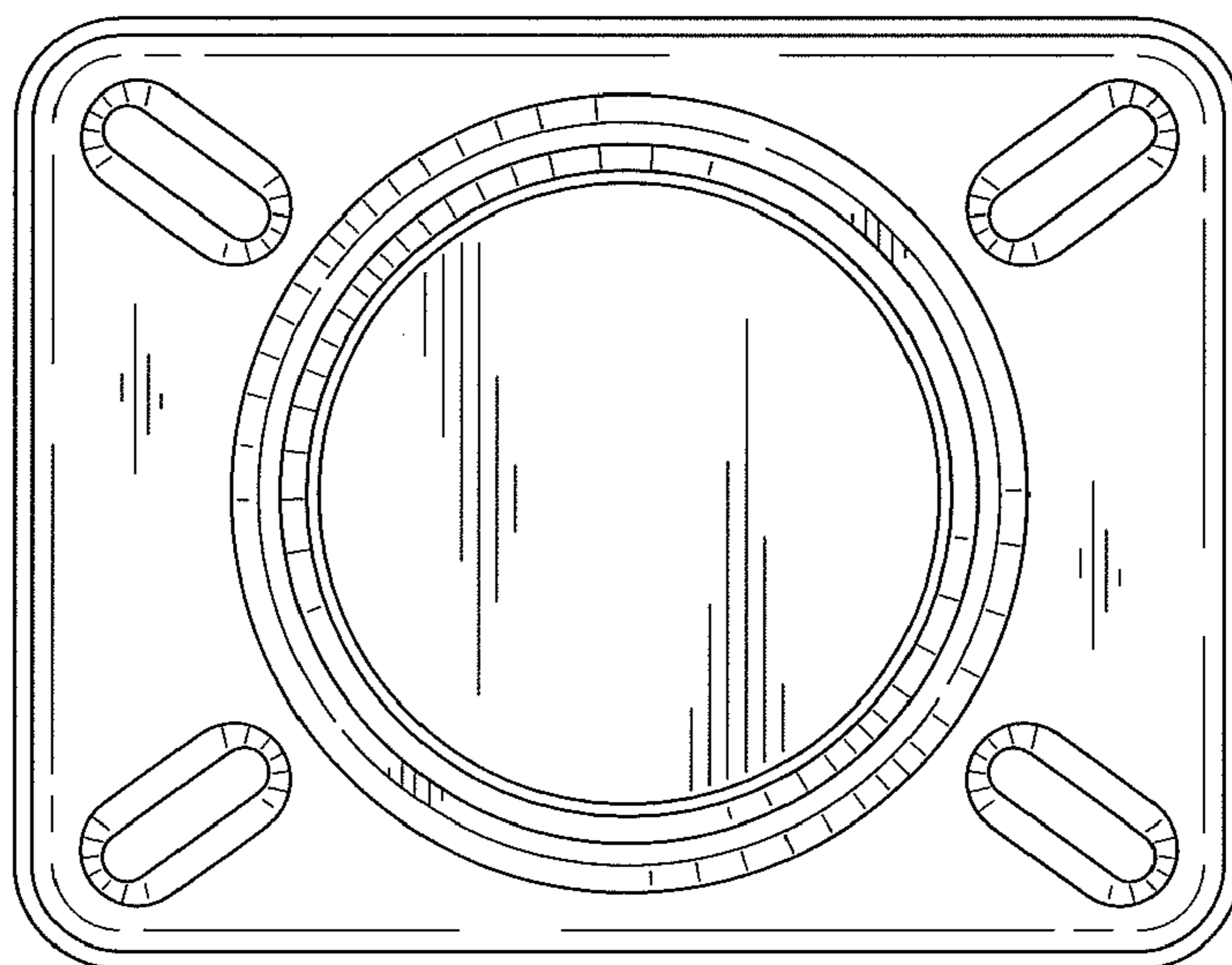


FIG. 5

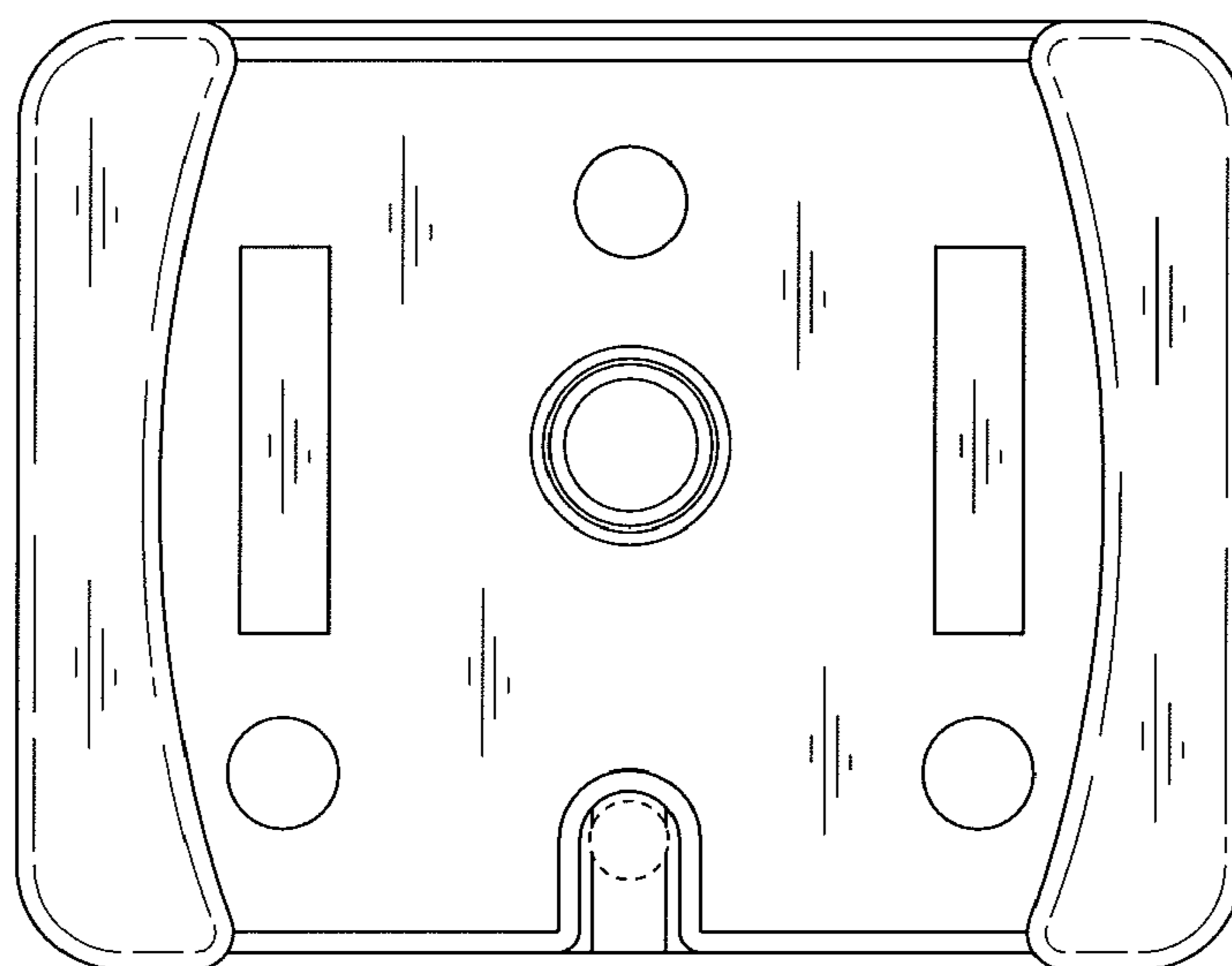


FIG. 6

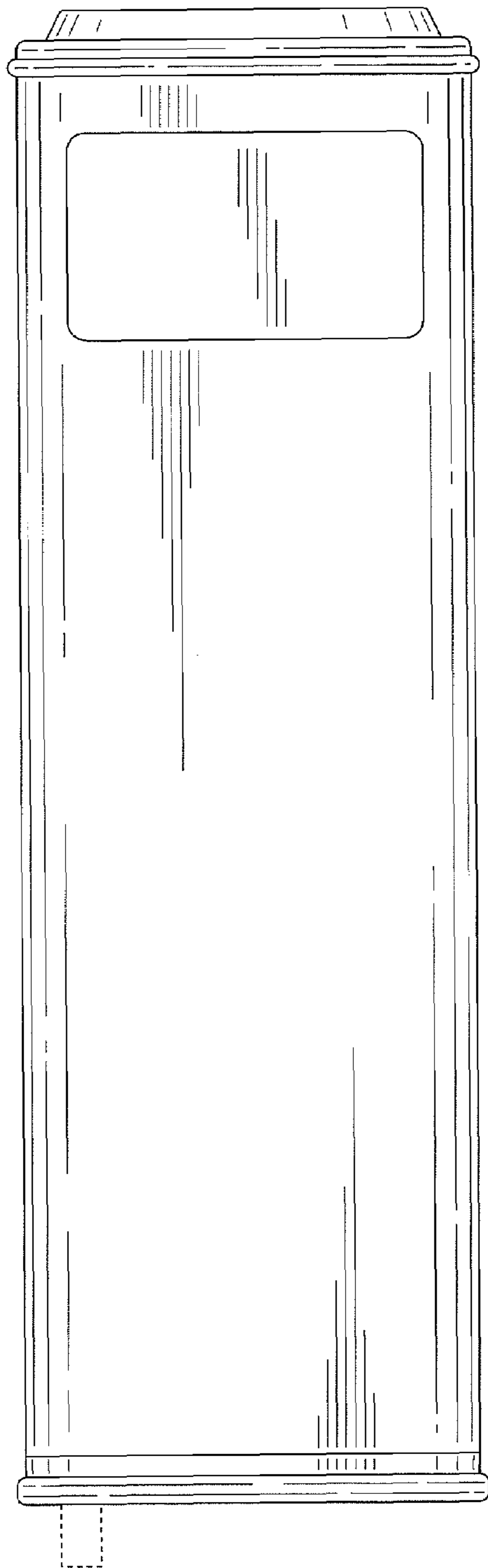


FIG. 7

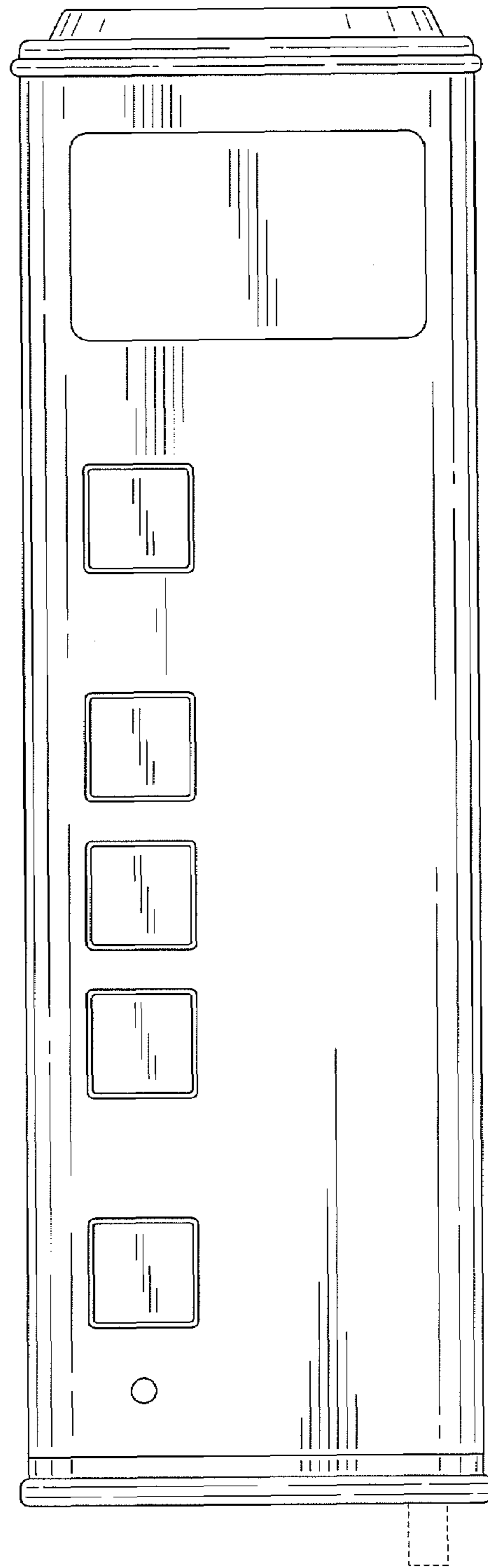


FIG. 8