



US00D606946S

(12) **United States Design Patent**
Zheng

(10) **Patent No.:** **US D606,946 S**

(45) **Date of Patent:** **** Dec. 29, 2009**

(54) **HANDHELD CONTROLLER**

(75) Inventor: **Yu Brian Zheng**, Walnut, CA (US)

(73) Assignee: **Patent Category Corp.**, Walnut, CA (US)

(**) Term: **14 Years**

(21) Appl. No.: **29/304,230**

(22) Filed: **Feb. 27, 2008**

(51) **LOC (9) Cl.** **14-03**

(52) **U.S. Cl.** **D13/168**

(58) **Field of Classification Search** D13/168;
D10/104, 106; D14/218, 247; 340/825.22,
340/825.24, 825.25, 825.31, 825.36, 825.69,
340/825.72; 341/76; 455/352

See application file for complete search history.

(56) **References Cited**

U.S. PATENT DOCUMENTS

D322,609 S * 12/1991 Patton D14/218
6,731,267 B1 * 5/2004 Tuoriniemi et al. 345/156
6,788,286 B2 * 9/2004 Travers et al. 345/156

D517,023 S * 3/2006 Kumagai D13/168
D528,510 S * 9/2006 Schmieta et al. D13/168
D531,584 S * 11/2006 Myers et al. D13/168

* cited by examiner

Primary Examiner—Selina Sikder

(74) *Attorney, Agent, or Firm*—Raymond Sun

(57) **CLAIM**

I claim the ornamental design for a handheld controller, as shown and described.

DESCRIPTION

FIG. 1 is a perspective view of a handheld controller incorporating the new design;

FIG. 2 is a front view thereof;

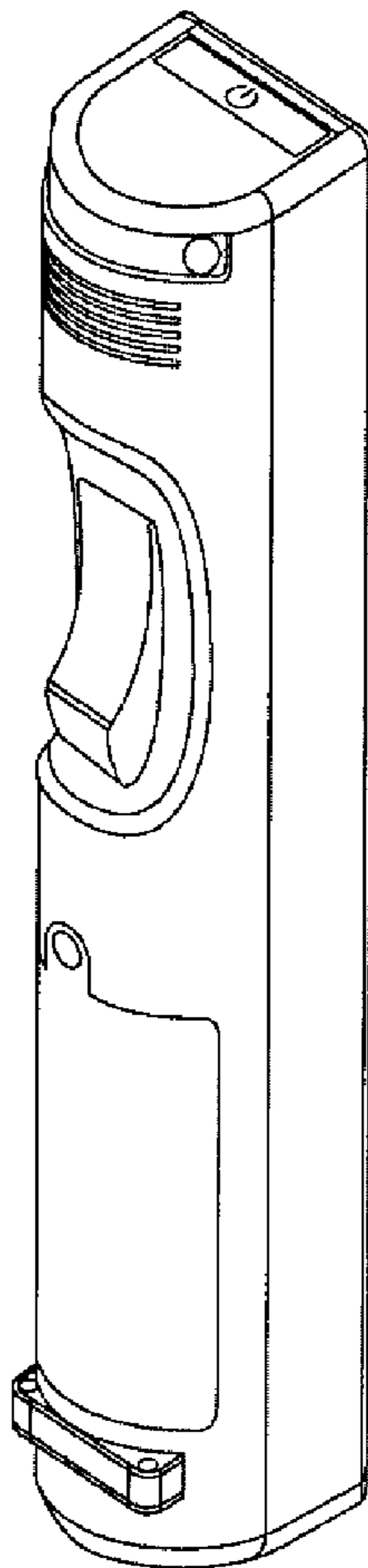
FIG. 3 is a back view thereof;

FIG. 4 is a right side view thereof, the left side view being a mirror image of the right side view;

FIG. 5 is a top view thereof; and,

FIG. 6 is a bottom view thereof, wherein the broken lines form no part of the claimed design.

1 Claim, 2 Drawing Sheets



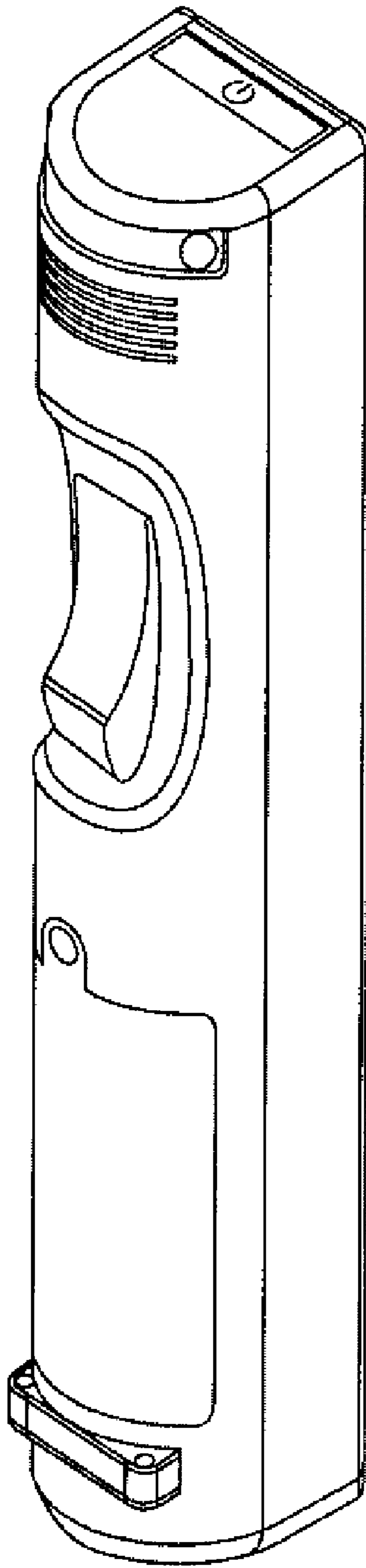


Figure 1

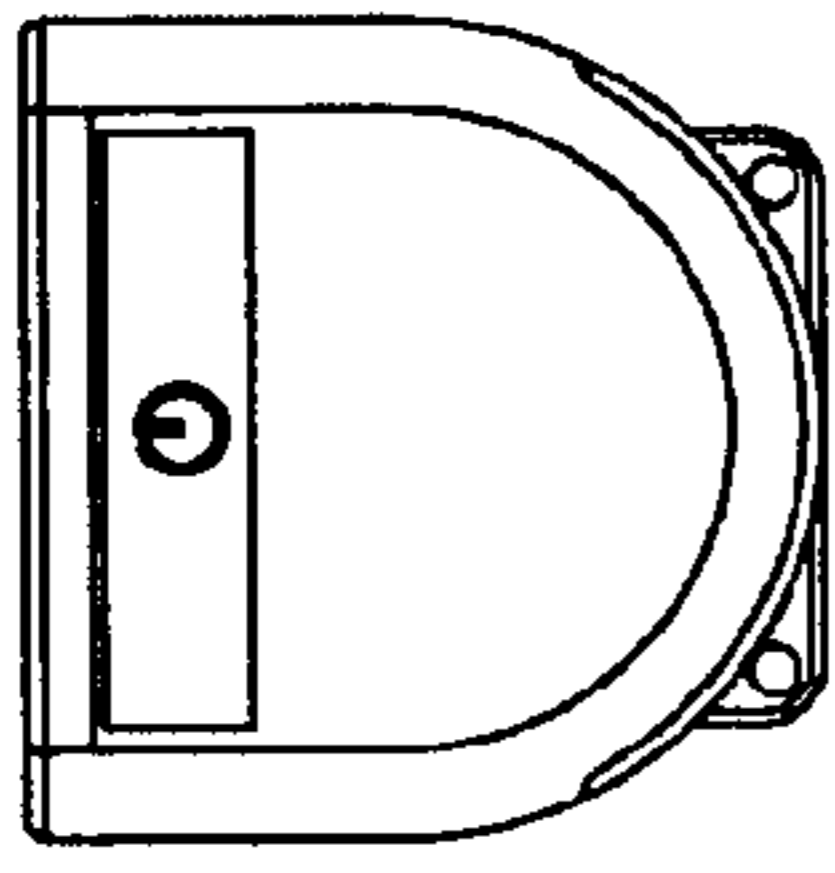


Figure 5

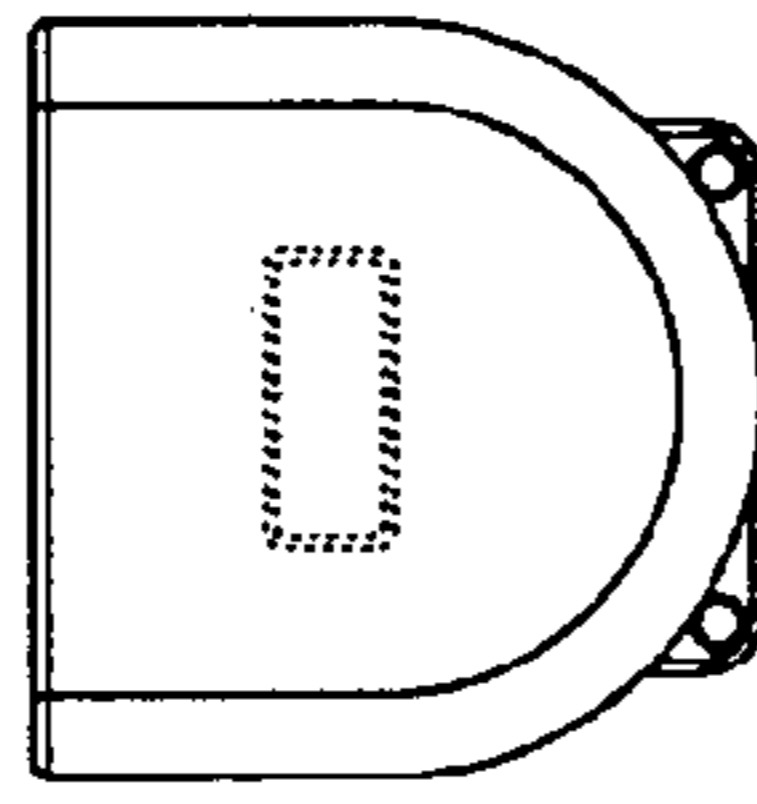


Figure 6

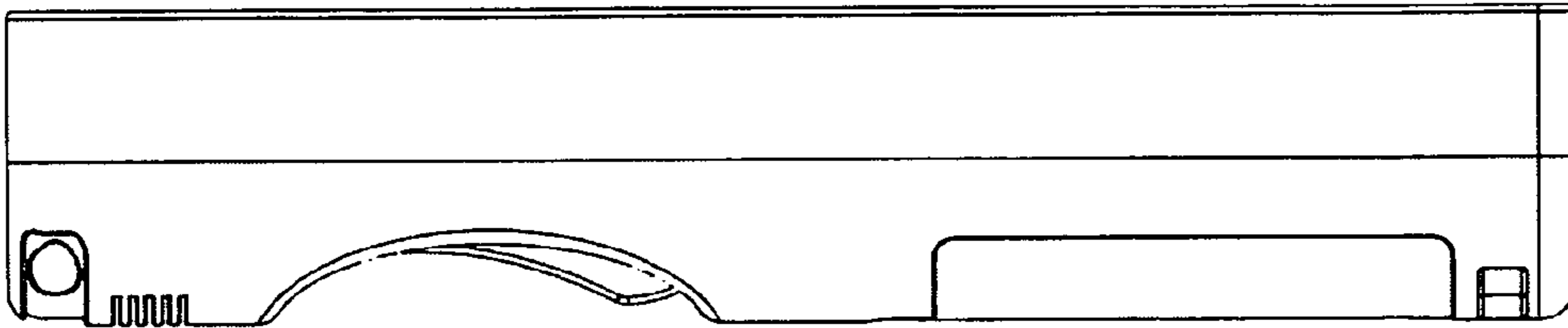


Figure 4

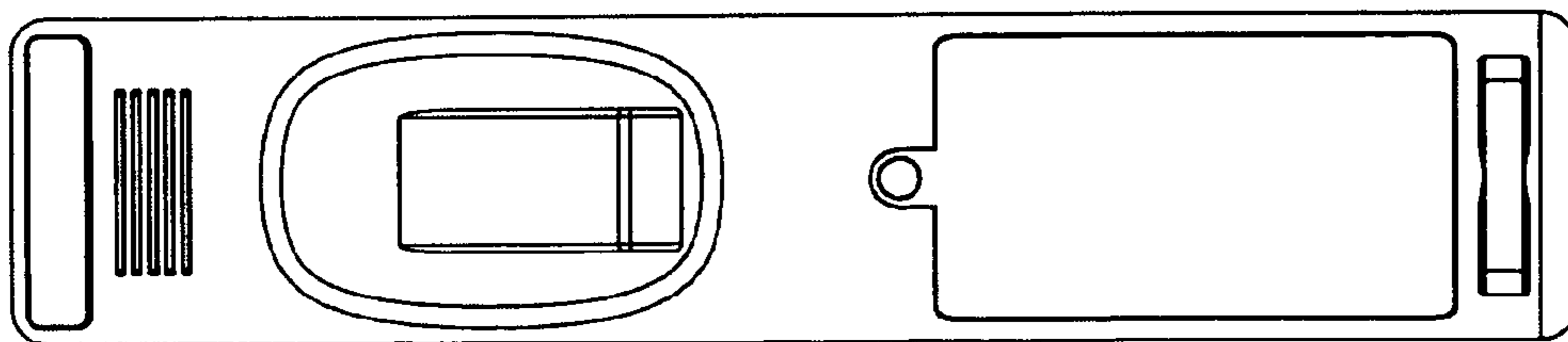


Figure 3

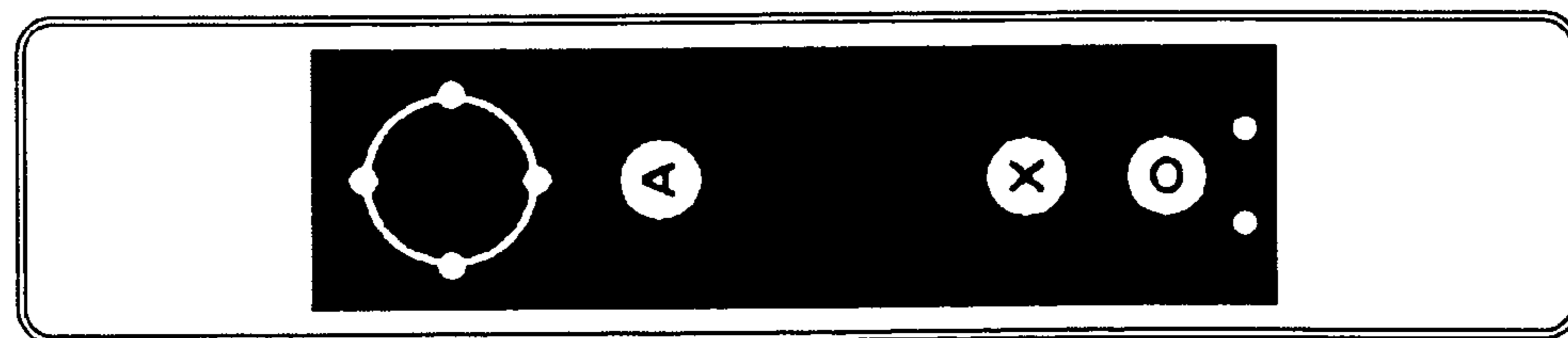


Figure 2