



US00D606931S

(12) **United States Design Patent**
Radulescu et al.

(10) **Patent No.:** **US D606,931 S**
(45) **Date of Patent:** **** Dec. 29, 2009**

(54) **TIRE TREAD**

EM 000616628-0001 11/2006
EM 000617030-0001 11/2006

(75) Inventors: **Robert C. Radulescu**, Simpsonville, SC (US); **Lawrence O. Williamson**, Simpsonville, SC (US); **Lee A. Montgomery**, Piedmont, SC (US)

(73) Assignee: **Michelin Recherche et Techniques SA**, Granges Paccot (CH)

(**) Term: **14 Years**

(21) Appl. No.: **29/303,276**

(22) Filed: **Feb. 5, 2008**

(51) **LOC (9) Cl.** **12-15**

(52) **U.S. Cl.** **D12/600**

(58) **Field of Classification Search** D12/568-603;
152/209.1, 209.8, 209.9, 209.12, 209.18,
152/209.25

See application file for complete search history.

(56) **References Cited**

U.S. PATENT DOCUMENTS

D428,836 S	8/2000	Grosskopf	
D444,424 S	7/2001	Habay	
D461,446 S *	8/2002	Janjareh et al.	D12/588
D470,454 S *	2/2003	Helt	D12/582
D499,376 S *	12/2004	Nonaka	D12/590
D526,954 S	8/2006	Godeau	
D529,862 S *	10/2006	Miller et al.	D12/574
D538,738 S *	3/2007	Miller et al.	D12/574
D549,643 S	8/2007	Radulescu	

FOREIGN PATENT DOCUMENTS

EM 000299185-0001 4/2005

OTHER PUBLICATIONS

Tread Design Guide, 2007, p. 98, Bridgestone M711 Wide Base.
Tread Design Guide, 2007, p. 119, Michelin XDN2 Grip.

* cited by examiner

Primary Examiner—Caron Veynar

Assistant Examiner—George D Kirschbaum

(74) *Attorney, Agent, or Firm*—Carolyn Uldrick; E. Martin Remick; Frank Campigotto

(57) **CLAIM**

The ornamental design for a tire tread, as shown and described.

DESCRIPTION

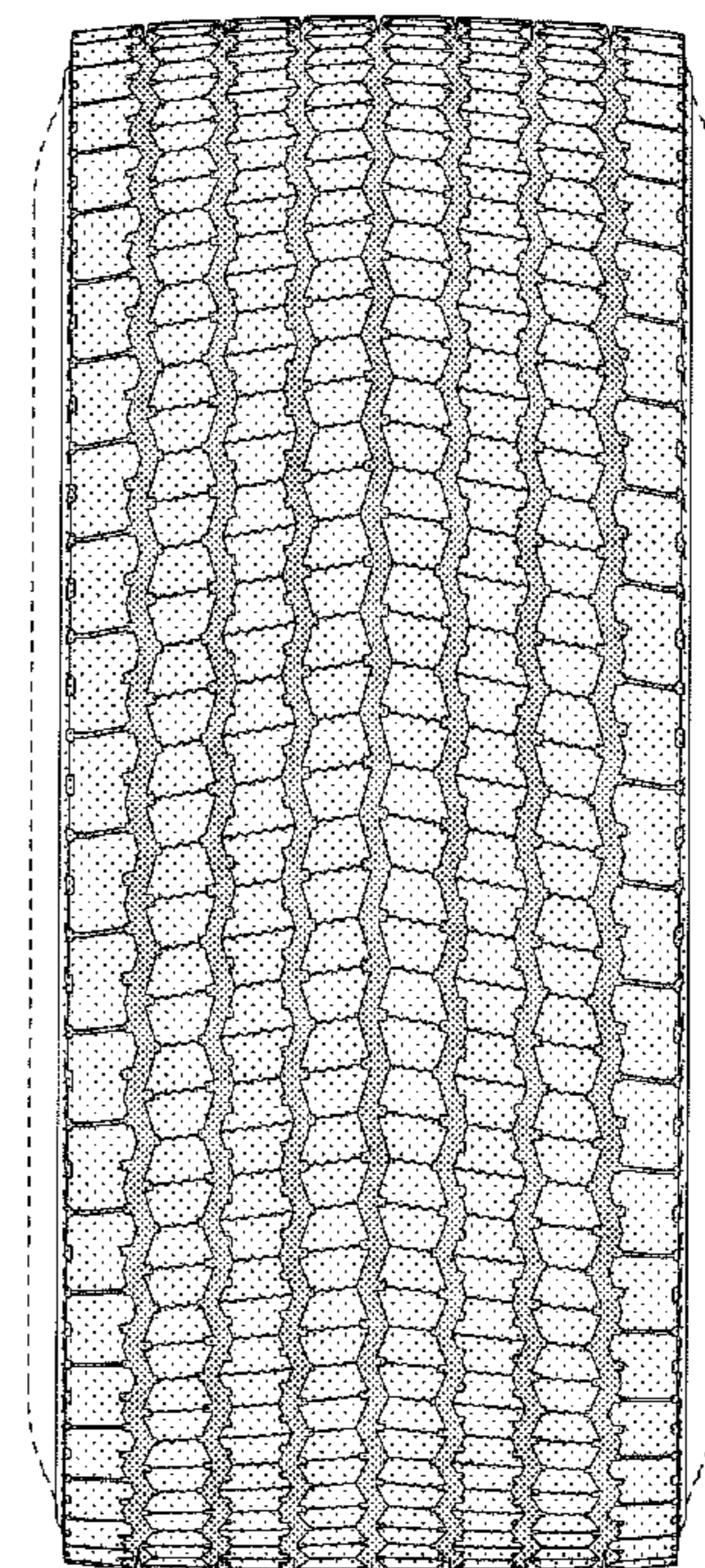
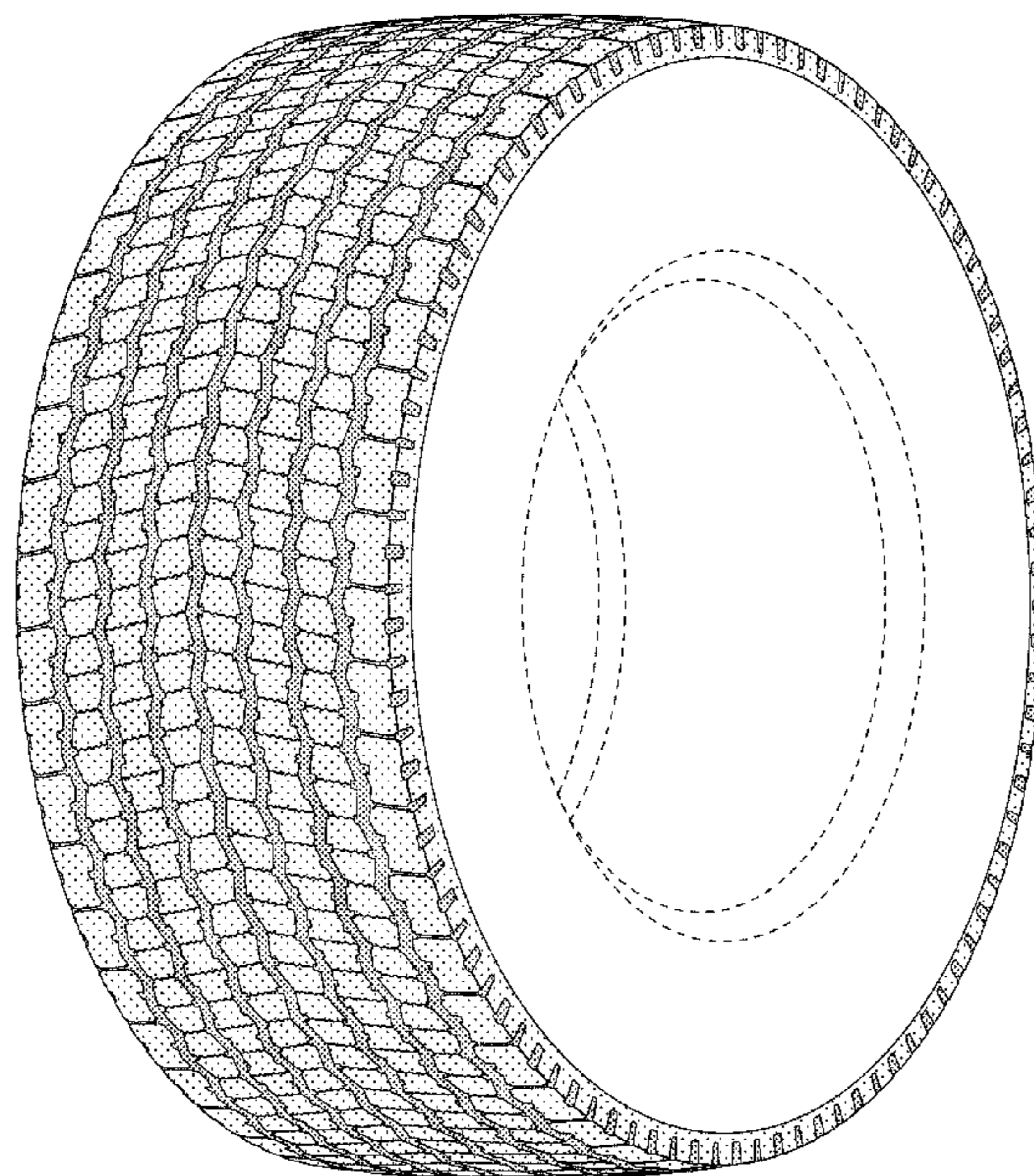
FIG. 1 is a perspective view of a tire tread showing my new design, it being understood that the tread pattern repeats circumferentially throughout the outer circumference and shoulder of a tire, the opposite side perspective view being identical thereto;

FIG. 2 is a full front elevation view of the tire tread thereof of FIG. 1; and,

FIG. 3 is a side elevation view of the tire tread thereof of FIG. 1.

In the drawings, the broken lines defining the sidewall, inner bead and the peripheral boundary between the claimed tire tread and the unclaimed sidewall depict environmental subject matter that forms no part of the claimed design.

1 Claim, 3 Drawing Sheets



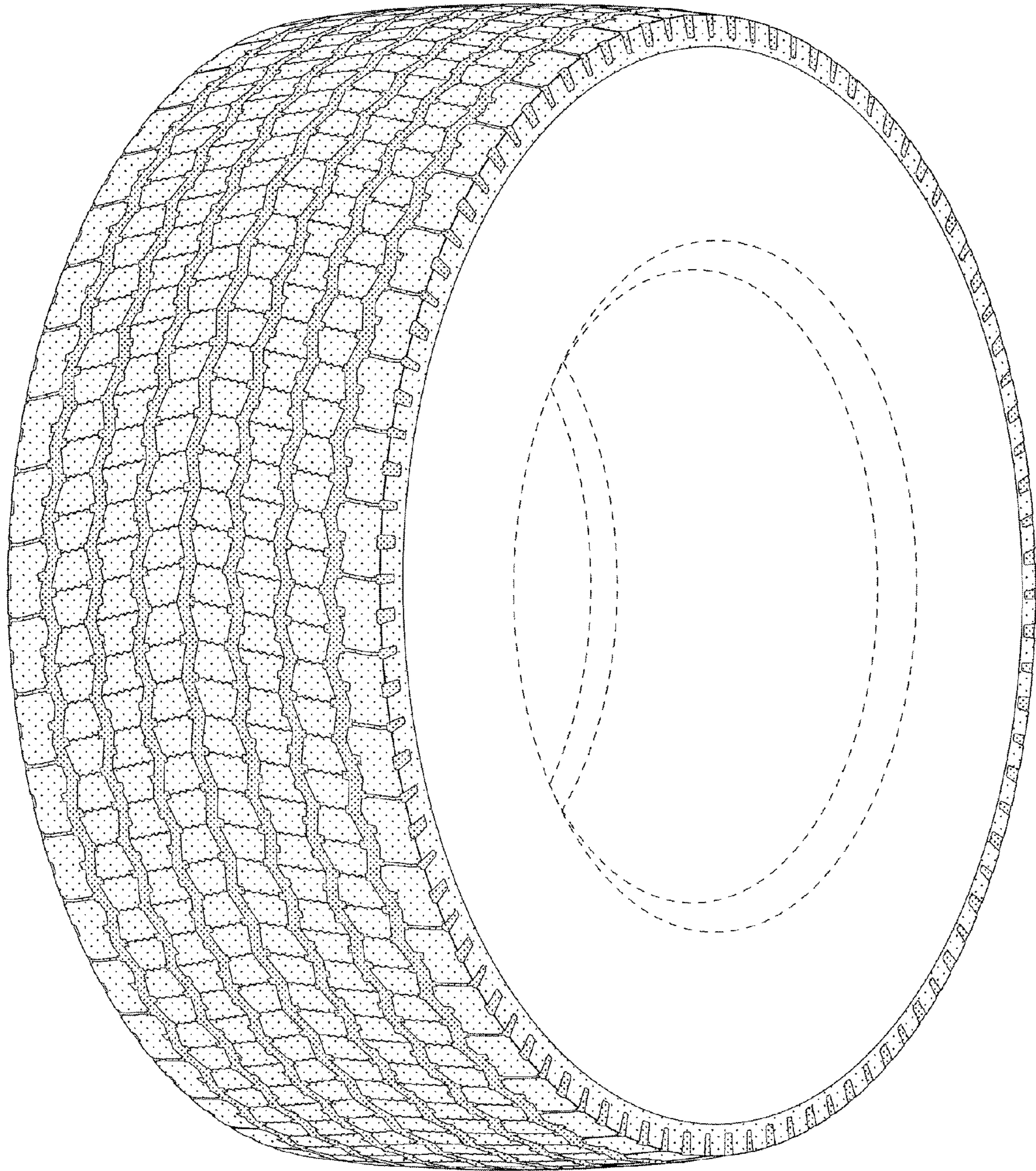


Fig. 1

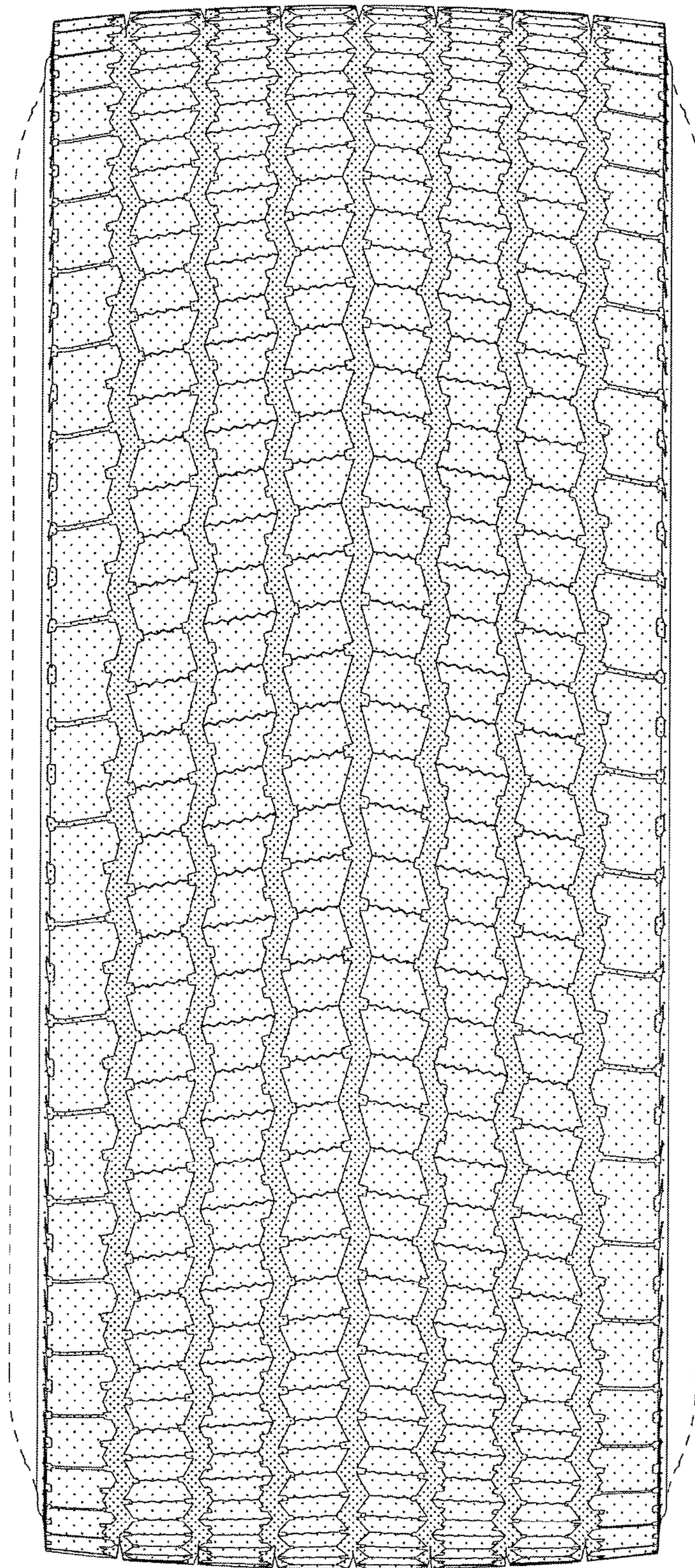


Fig. 2

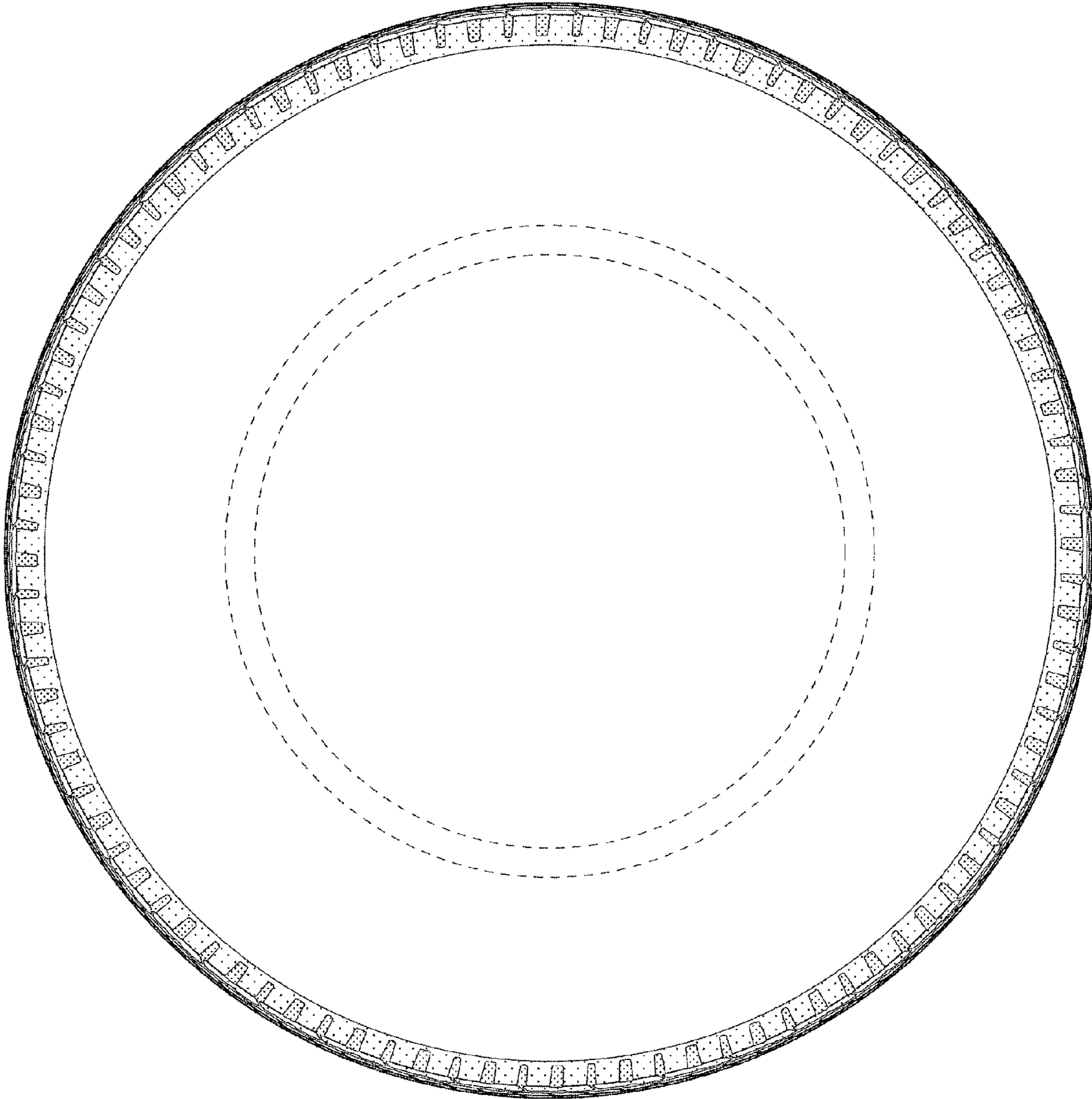


Fig. 3