

US00D606920S

(12) **United States Design Patent**
Leone

(10) **Patent No.:** **US D606,920 S**

(45) **Date of Patent:** **** Dec. 29, 2009**

(54) **VEHICLE REAR DECK LID**

(75) Inventor: **Michael Leone**, Beverly Hills, CA (US)

(73) Assignee: **Michael Leone Design LLC**, Sherman Oaks, CA (US)

(**) Term: **14 Years**

(21) Appl. No.: **29/338,980**

(22) Filed: **Jun. 22, 2009**

(51) **LOC (9) Cl.** **12-16**

(52) **U.S. Cl.** **D12/196**

(58) **Field of Classification Search** D12/196,
D12/90-92, 86; 296/181.1, 181.5; 180/69.1,
180/69.2

See application file for complete search history.

(56) **References Cited**

U.S. PATENT DOCUMENTS

D514,042 S *	1/2006	Pfeiffer et al.	D12/196
D527,322 S *	8/2006	Brown	D12/196
D571,701 S *	6/2008	Sato et al.	D12/196
D581,336 S *	11/2008	Gabath et al.	D12/196
D592,577 S	5/2009	Lamm		

OTHER PUBLICATIONS

NETCARSHOW.COM, Ford Mustang Giugiaro Concept (2006),
http://netcarshow.com/ford/2006-mustang_giugiaro_concept/,
Accessed Jul. 15, 2009, pp. 1-3.

1967 Ford Mustang Vehicle, images 1-3.

2008 Ford Mustang Vehicle, images 1-10.

* cited by examiner

Primary Examiner—Melody N Brown

(74) *Attorney, Agent, or Firm*—SoCal IP Law Group LLP;
Steven C. Sereboff; John E. Gunther

(57) **CLAIM**

The ornamental design of a vehicle rear deck lid, as shown and described.

DESCRIPTION

A portion of the disclosure of this patent document contains material which is subject to copyright protection. This patent document may show and/or describe matter which is or may become trade dress of the owner. The copyright and trade dress owner has no objection to the facsimile reproduction by anyone of the patent disclosure as it appears in the Patent and Trademark Office patent files or records, but otherwise reserves all copyright and trade dress rights whatsoever.

FIG. 1 is a perspective view of a vehicle rear deck lid showing my new design;

FIG. 2 is another perspective side elevational view thereof;

FIG. 3 is a front elevational view thereof;

FIG. 4 is a left side elevational view thereof;

FIG. 5 is a right side elevational view thereof;

FIG. 6 is a top plan view thereof;

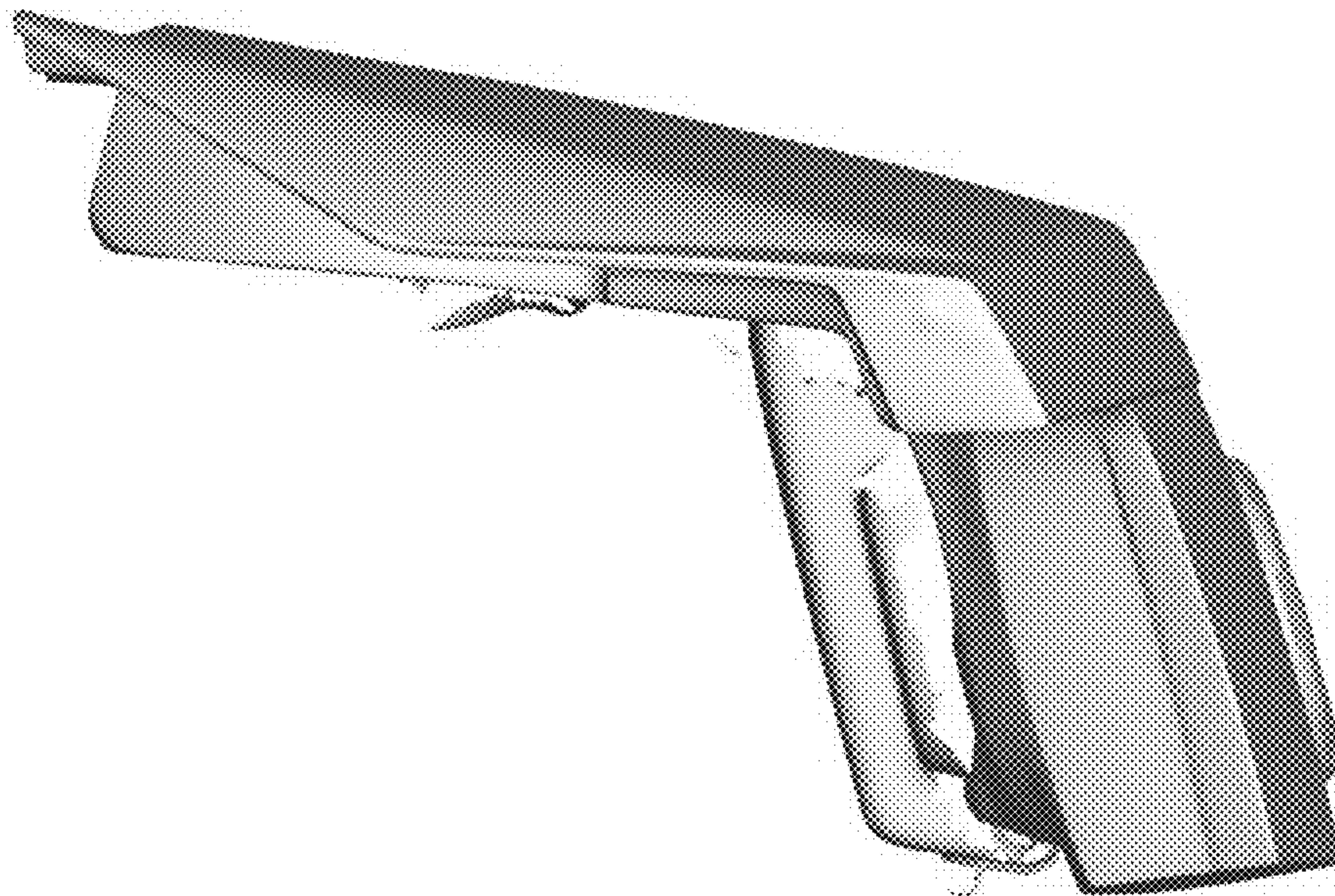
FIG. 7 is a bottom plan view thereof; and,

FIG. 8 is a rear elevational view thereof.

It will be understood that the broken lines presented in the drawings are for illustration purposes only, and do not form a part of the claimed design.

The vehicle rear deck lid is styled independently of adjacent vehicle panels. To the extent that any feature lines are illustrated, they are intended to illustrate the crest and valley of the feature and are not necessarily sharp bends in the part. Shading is used to illustrate the curvature of the part and not color. Views are orthogonal projections unless otherwise noted. The various views are not necessarily to scale in order to better illustrate the design.

1 Claim, 8 Drawing Sheets






FIG. 1




FIG. 2

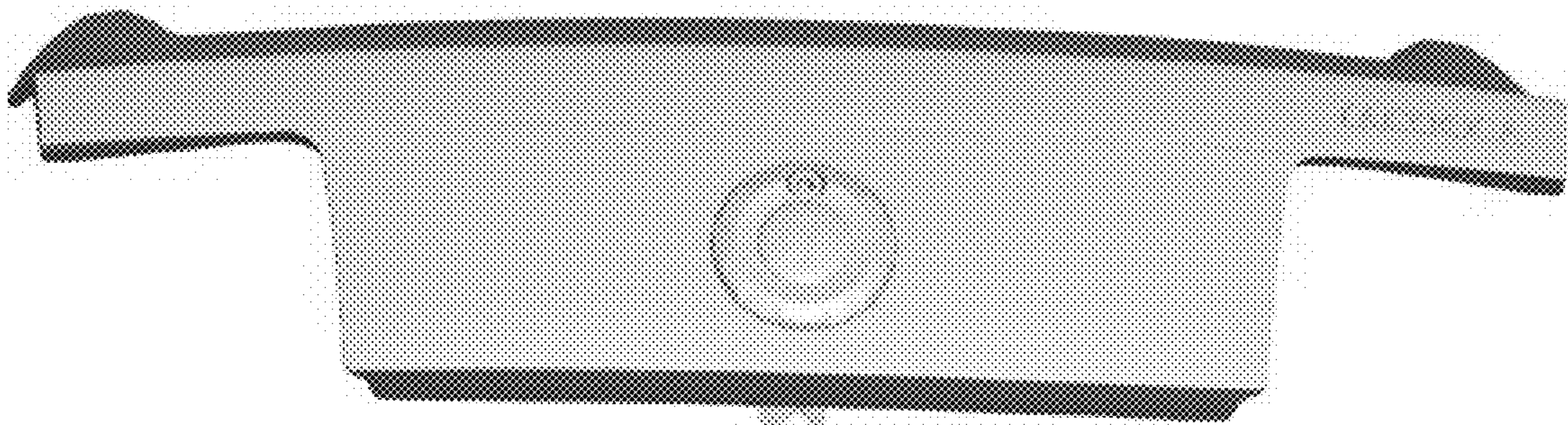


FIG. 3

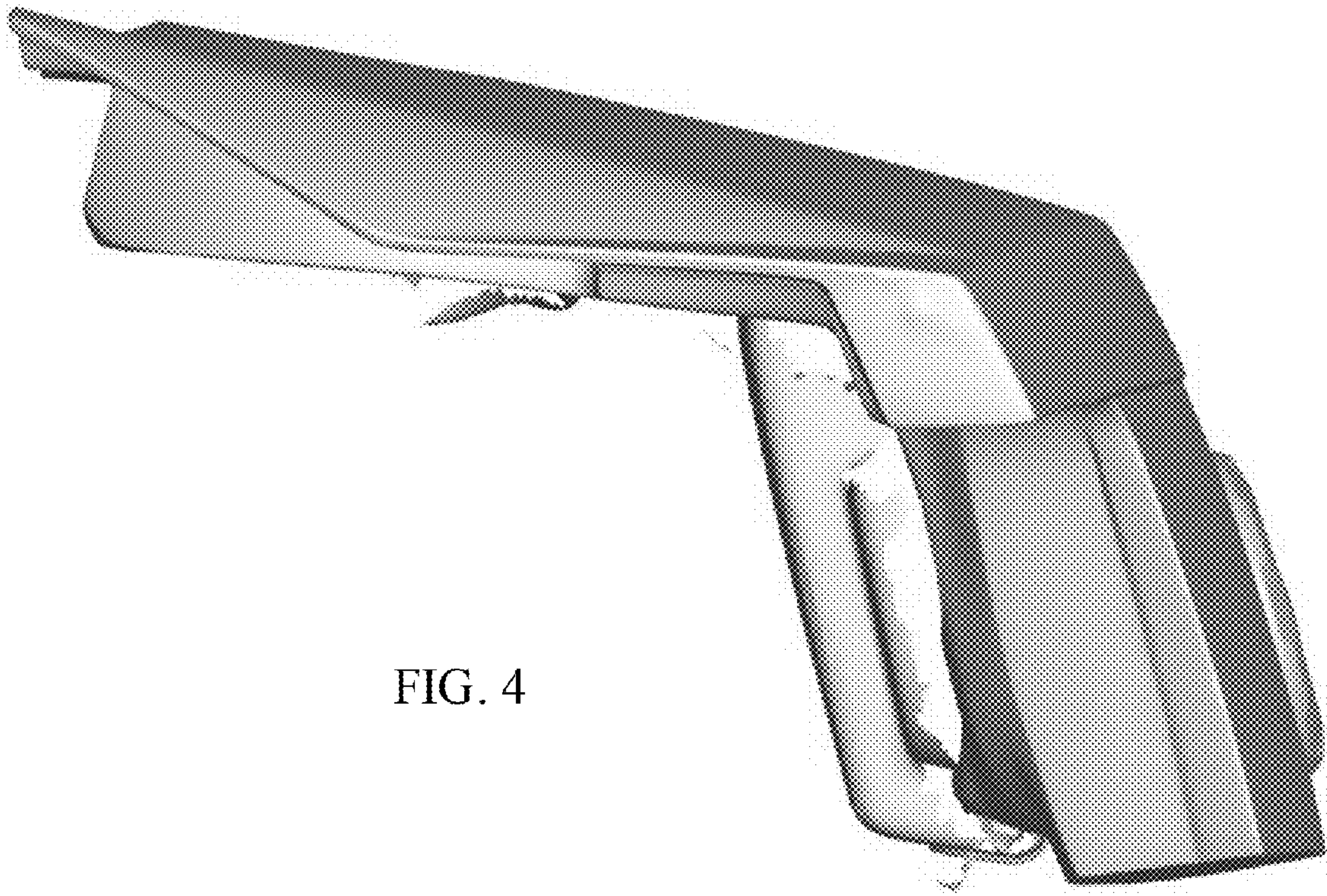


FIG. 4

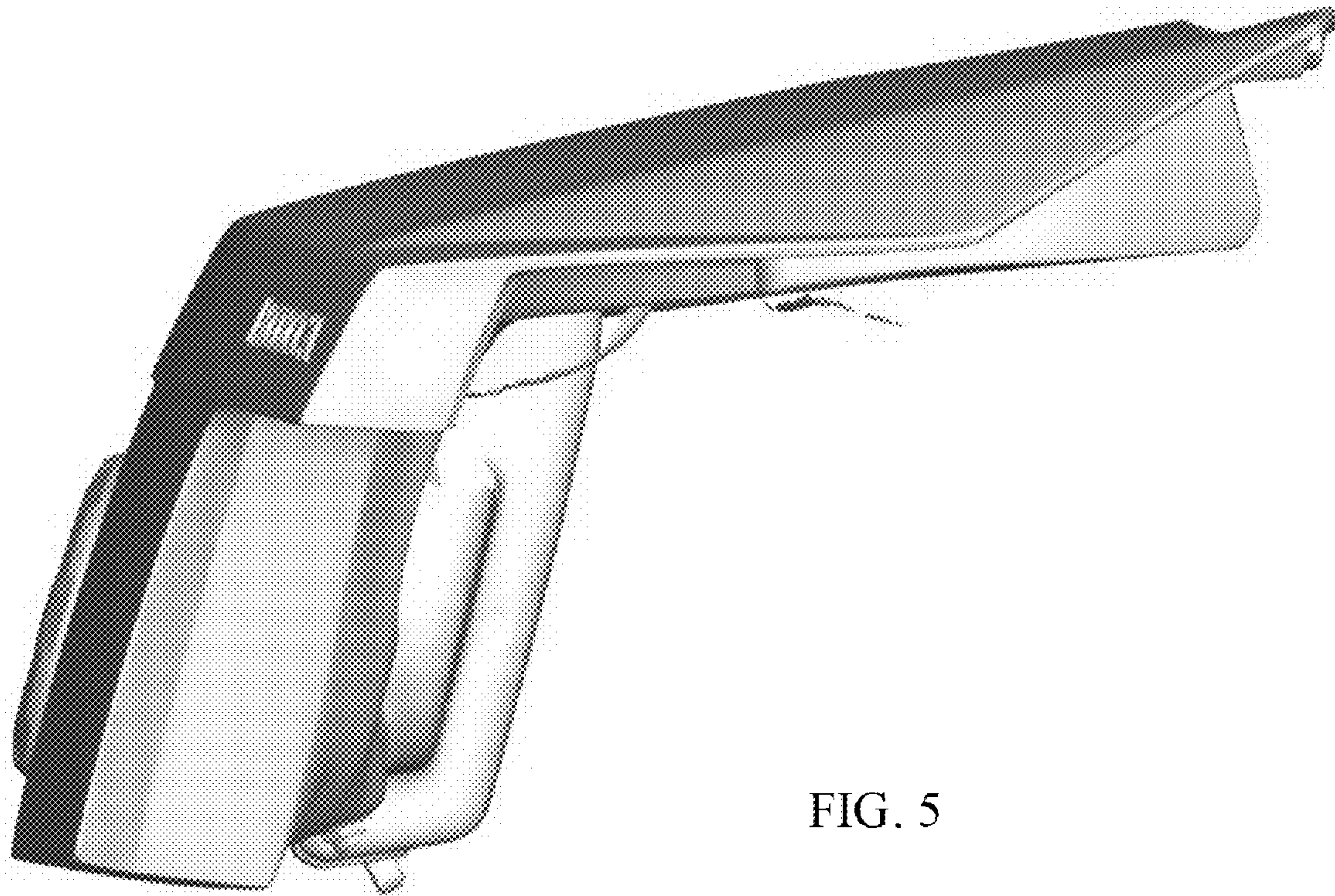


FIG. 5




FIG. 6

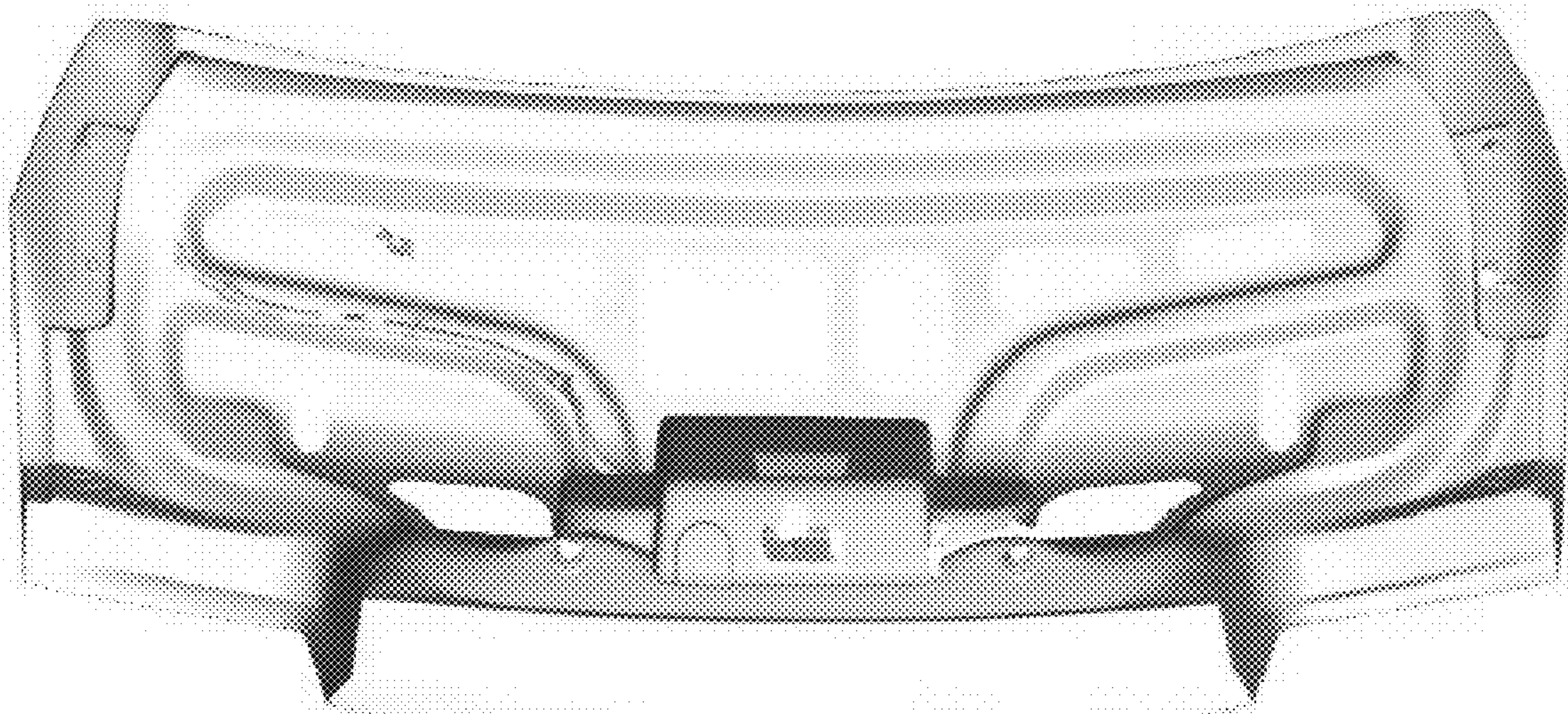


FIG. 7

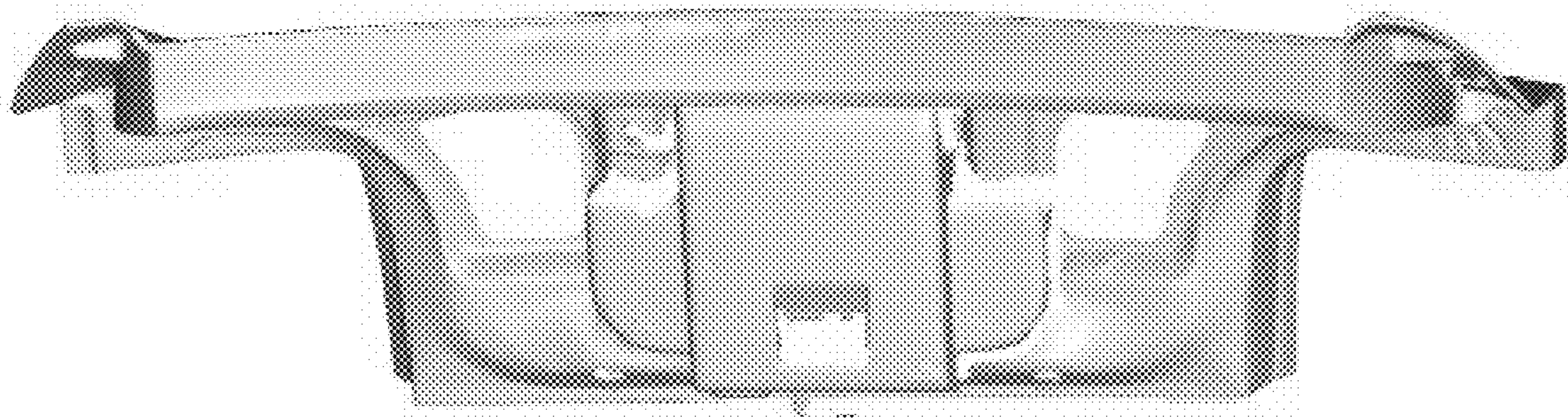


FIG. 8