



US00D606918S

(12) **United States Design Patent**
Larson

(10) **Patent No.:** **US D606,918 S**

(45) **Date of Patent:** **** Dec. 29, 2009**

(54) **SPOILER FOR AN AUTOMOBILE**

(75) Inventor: **Grant Larson**, Ludwigsburg (DE)

(73) Assignee: **Dr. Ing. h.c. F. Porsche**
Aktiengesellschaft, Weissach (DE)

(**) Term: **14 Years**

(21) Appl. No.: **29/295,964**

(22) Filed: **Oct. 11, 2007**

(30) **Foreign Application Priority Data**

Apr. 12, 2007 (DE) 4 07 01 965

(51) **LOC (9) Cl.** **12-16**

(52) **U.S. Cl.** **D12/181**

(58) **Field of Classification Search** D12/181,
D12/191, 196, 400, 190, 88; 280/848, 770,
280/727; 296/91, 180.1–180.5; 180/903
See application file for complete search history.

(56) **References Cited**

U.S. PATENT DOCUMENTS

D413,560 S *	9/1999	Sambell	D12/181
6,293,613 B1 *	9/2001	Choi	296/180.1
D519,891 S *	5/2006	Lai	D12/181
7,036,871 B2 *	5/2006	Adams	296/180.1
D563,854 S *	3/2008	Stuart	D12/191
D564,433 S *	3/2008	Sato	D12/196

7,387,330 B2 *	6/2008	Froeschle et al.	296/180.5
D573,070 S *	7/2008	Akasawa et al.	D12/181
7,399,026 B2 *	7/2008	Froeschle et al.	296/180.5
7,422,269 B2 *	9/2008	Nahm et al.	296/180.1
2007/0069549 A1 *	3/2007	Nahm et al.	296/180.1
2007/0228771 A1 *	10/2007	Froeschle et al.	296/180.1

* cited by examiner

Primary Examiner—Caron Veynar

Assistant Examiner—Katrina A Kile

(57) **CLAIM**

The ornamental design for a spoiler for an automobile, as shown and described.

DESCRIPTION

FIG. 1 is a top, plan view of the spoiler for an automobile, showing my new design;

FIG. 2 is a perspective view thereof;

FIG. 3 is a right-side view thereof;

FIG. 4 is a left-side view thereof;


FIG. 5 is a rear view thereof;

FIG. 6 is a perspective, front view thereof; and,

FIG. 7 is a bottom view thereof.

In the drawings, the broken lines show portions of a spoiler for an automobile and form no part of the claimed design.

1 Claim, 3 Drawing Sheets






FIG. 1

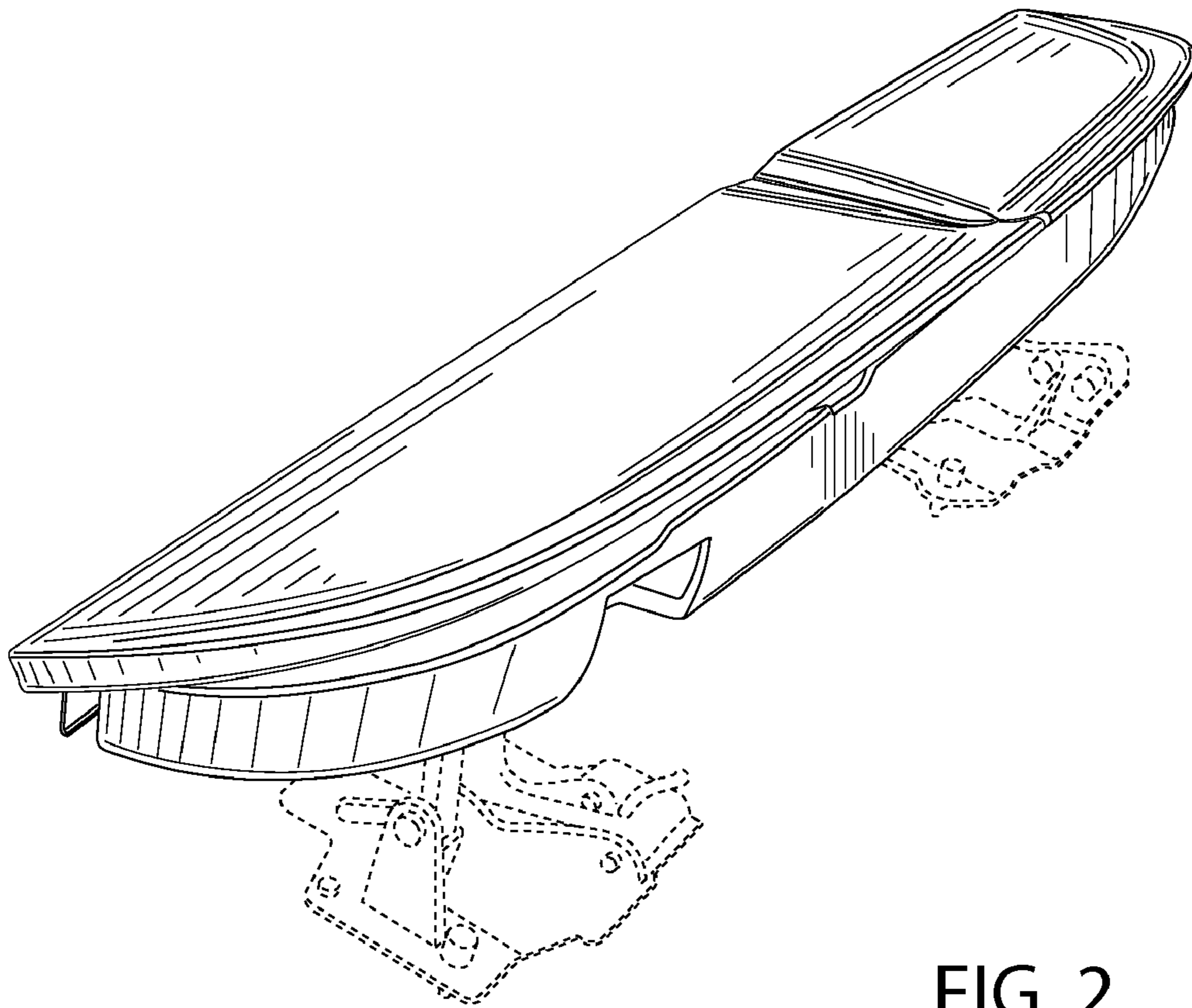


FIG. 2

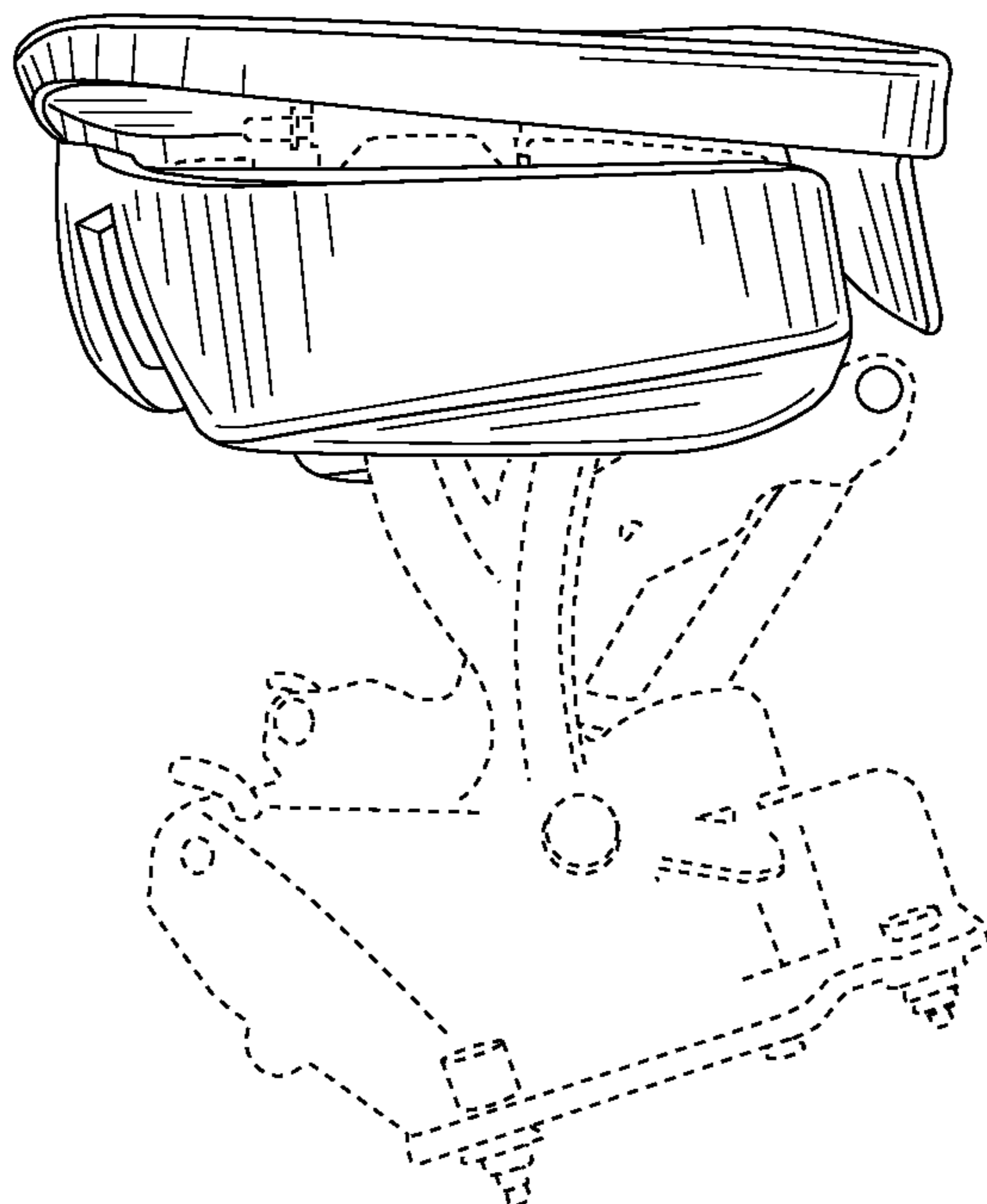


FIG. 3

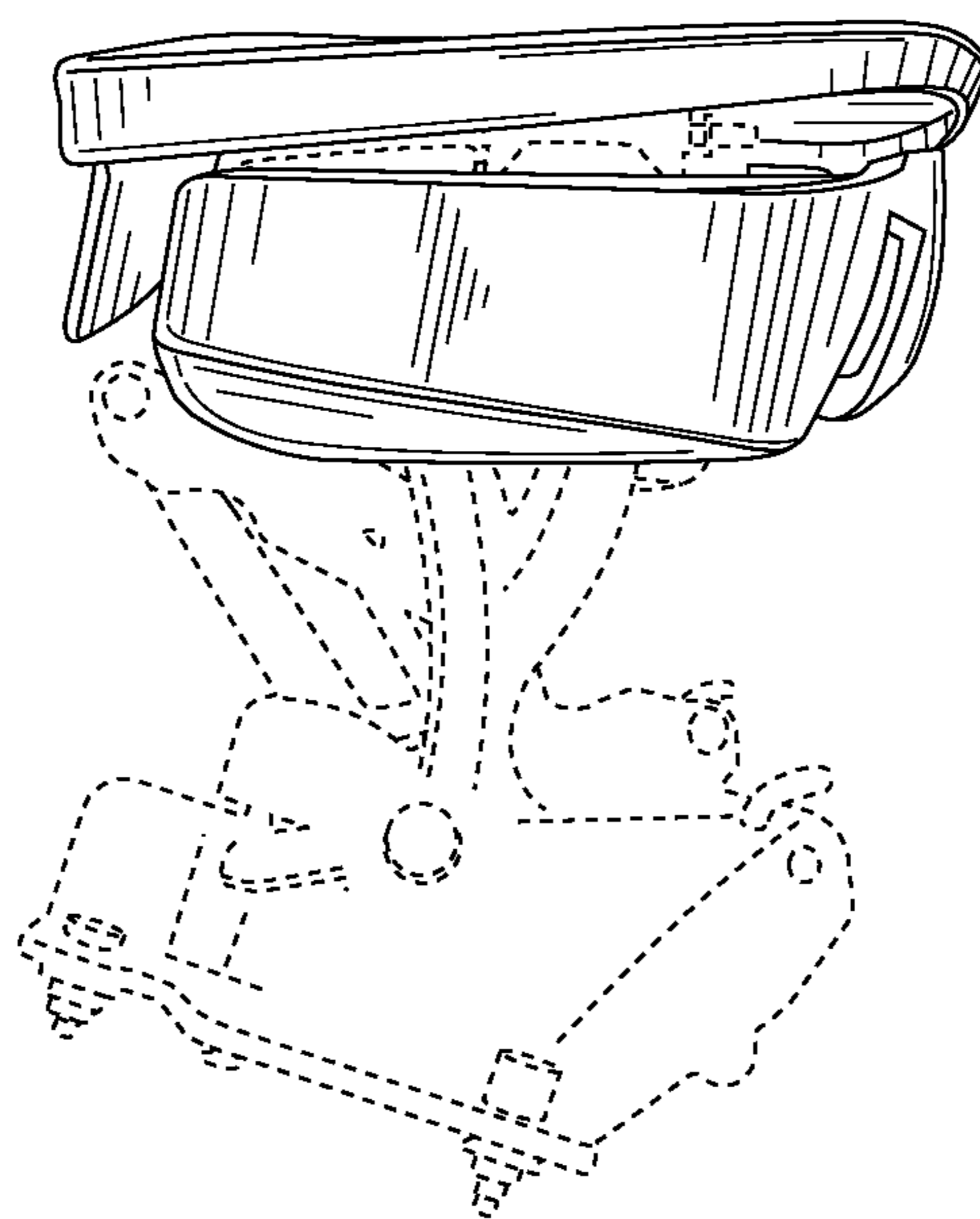


FIG. 4

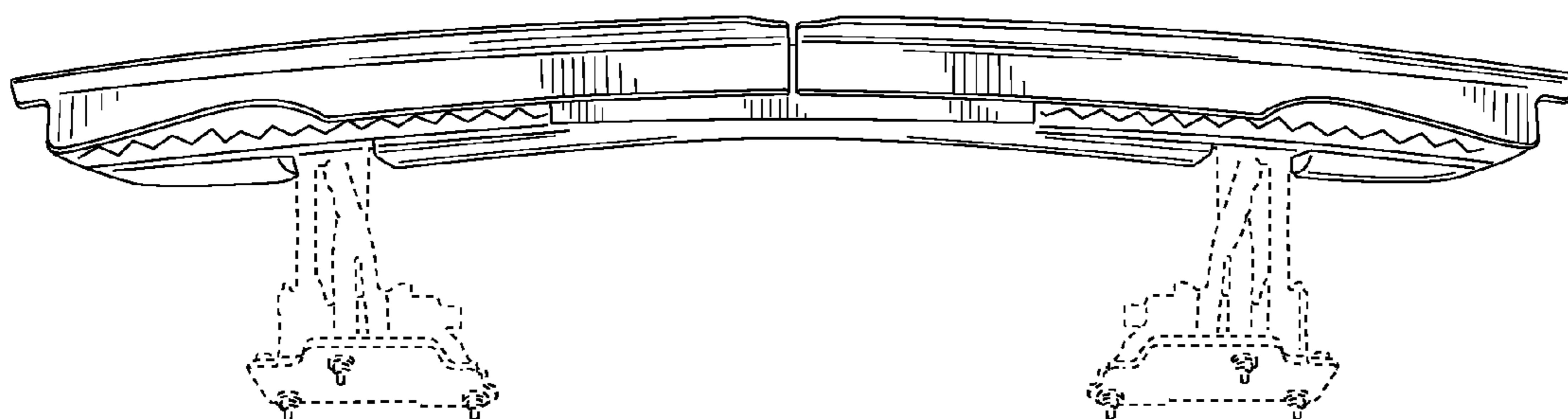


FIG. 5

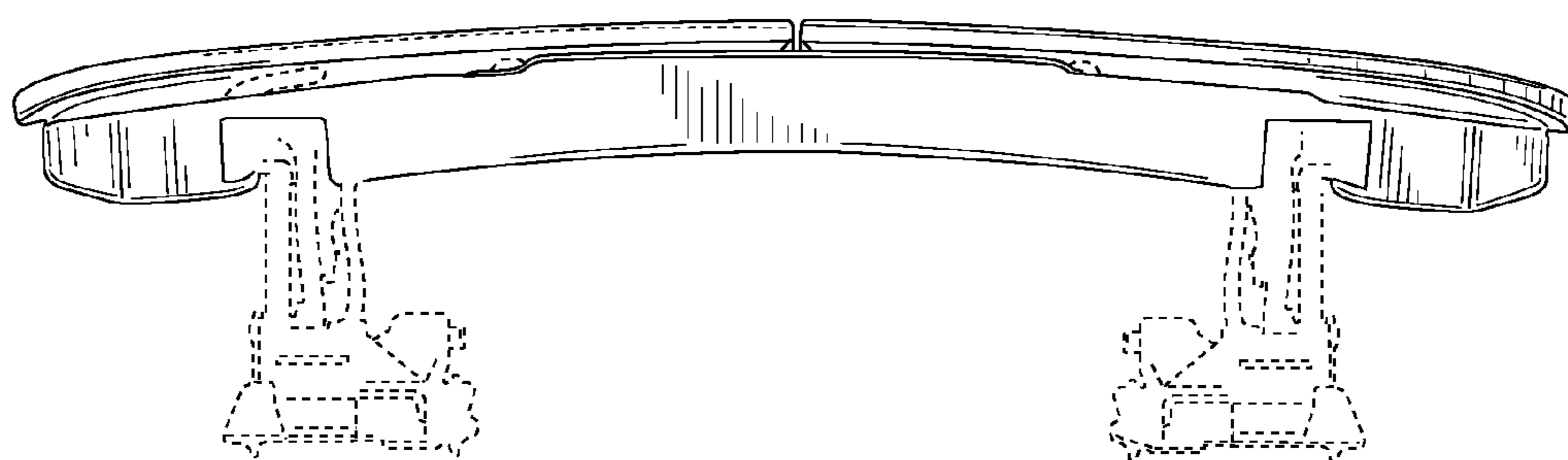


FIG. 6

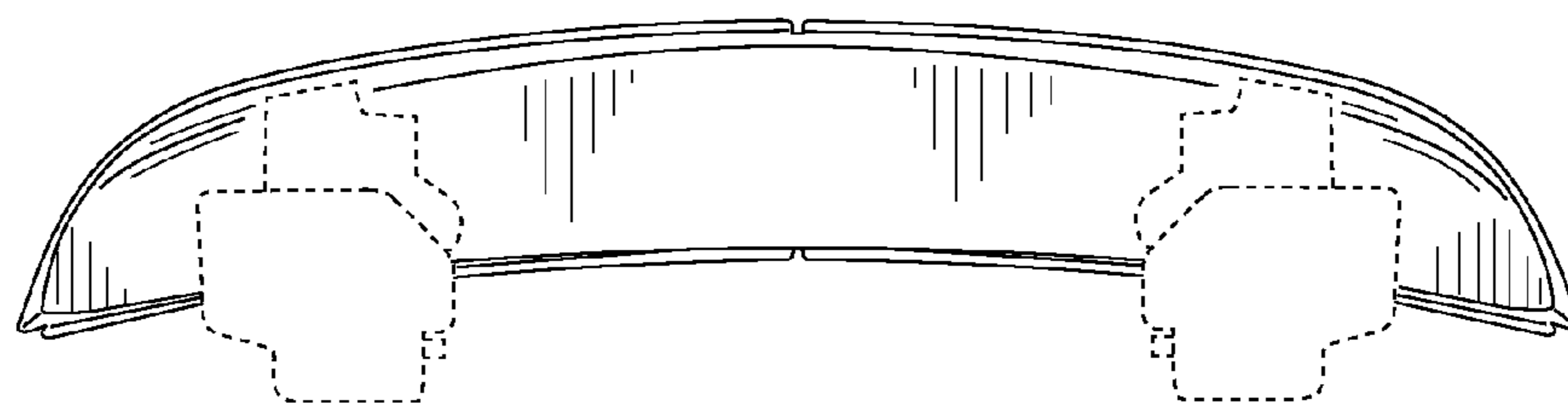


FIG. 7