



US00D606902S

(12) **United States Design Patent**
Saracoglu

(10) **Patent No.:** **US D606,902 S**
(45) **Date of Patent:** **** Dec. 29, 2009**

(54) **AUTOMOBILE**

(75) Inventor: **Hakan Saracoglu**, Stuttgart (DE)

(73) Assignee: **Dr. Ing h.c. F. Porsche AG**, Weissach (DE)

(**) Term: **14 Years**

(21) Appl. No.: **29/331,549**

(22) Filed: **Jan. 28, 2009**

(30) **Foreign Application Priority Data**

Jul. 29, 2008 (DE) 40 2008 003 748.0

(51) **LOC (9) Cl.** **12-08**

(52) **U.S. Cl.** **D12/92**

(58) **Field of Classification Search** D12/86,
D12/90-92; 296/181.1, 181.5
See application file for complete search history.

(56) **References Cited**

U.S. PATENT DOCUMENTS

- D507,510 S * 7/2005 Larson D12/92
- D512,341 S * 12/2005 Larson D12/92
- D514,984 S * 2/2006 Lai D12/92
- D560,557 S * 1/2008 Kulla et al. D12/92

- D589,403 S * 3/2009 Saracoglu D12/92
- D590,300 S * 4/2009 Saracoglu D12/92
- D590,301 S * 4/2009 Saracoglu D12/92
- D592,553 S * 5/2009 Larson et al. D12/92
- D592,554 S * 5/2009 Larson et al. D12/92
- D593,906 S * 6/2009 Borkert D12/92

* cited by examiner

Primary Examiner—Melody N Brown

(57) **CLAIM**

The ornamental design for the automobile, as shown and described.

DESCRIPTION

FIG. 1 is a front view of an automobile, showing my new design;

FIG. 2 is a rear view thereof;

FIG. 3 is a right-side view thereof;

FIG. 4 is a left-side view thereof;

FIG. 5 is a top plan view thereof;

FIG. 6 is a front and side perspective view thereof; and,

FIG. 7 is a rear and side perspective view thereof.

The bottom view of the vehicle is not claimed.

1 Claim, 4 Drawing Sheets






FIG. 1




FIG. 2




FIG. 3




FIG. 4




FIG. 5



FIG. 6



FIG. 7