



US00D606901S

(12) **United States Design Patent**  
**Inukai et al.**

(10) **Patent No.:** **US D606,901 S**

(45) **Date of Patent:** **\*\* Dec. 29, 2009**

(54) **AUTOMOBILE AND TOY REPLICA THEREOF**

(75) Inventors: **Kenichi Inukai**, Toyota (JP); **Gen Ikeda**, Toyota (JP); **Takafumi Ito**, Kariya (JP)

(73) Assignee: **Toyota Jidosha Kabushiki Kaisha**, Toyota (JP)

(\*\*) Term: **14 Years**

(21) Appl. No.: **29/329,713**

(22) Filed: **Dec. 19, 2008**

(51) **LOC (9) Cl.** ..... **12-08**

(52) **U.S. Cl.** ..... **D12/92**

(58) **Field of Classification Search** ..... D12/86,  
D12/90-92; 296/181.1, 181.5

See application file for complete search history.

(56) **References Cited**

**U.S. PATENT DOCUMENTS**

D501,645 S	2/2005	Hosoda et al.	
D531,547 S	11/2006	Hiruta et al.	
D547,699 S	7/2007	Okazaki et al.	
D562,188 S	2/2008	Matsumoto et al.	
D567,147 S	4/2008	Sakae et al.	
D573,064 S *	7/2008	Sawai .....	D12/92
D596,991 S *	7/2009	Takahashi .....	D12/92

**OTHER PUBLICATIONS**

Driver Jul. 5th Issue, Mazda MPV, Issued on Jul. 5, 2008, Yaesu Publishing Co., Ltd.

Toyota Corolla Rumion, Brochure of Rumion, Oct. 2007, Toyota Jidosha Kabushiki Kaisha.

Mazda Biante, The separate volume of Motar Fan all about Minivans, issued Aug. 24, 2008, Sanei-Shobo Publishing Co., Ltd.

Honda Accord, <http://www.netcarshow.com/honda/2008-accord> lx-p sedan.

Mazda 6, <http://www.netcarshow.com/mazda/2008-6> sedan.

Brochure of Belta, Toyota Belta, Nov. 2005, Toyota Jidosha Kabushiki Kaisha.

Automobile Guidebook of Japan, Toyota Mark X, issued on Oct. 24, 2007 by Japan Automobile Manufacturers Association, Inc.

\* cited by examiner

*Primary Examiner*—Melody N Brown

(74) *Attorney, Agent, or Firm*—Finnegan, Henderson, Farabow, Garrett & Dunner, LLP

(57) **CLAIM**

The ornamental design for an automobile and toy replica thereof, as shown and described.

**DESCRIPTION**

FIG. 1 is a front perspective view of an automobile and toy replica thereof of our new design;

FIG. 2 is a right side view thereof, the left side view being a mirror image thereof, with the exception of the fuel door which is not present on the left side;

FIG. 3 is a rear perspective view thereof;

FIG. 4 is a front view thereof;

FIG. 5 is a rear view thereof; and,

FIG. 6 is a top plan view thereof.


The bottom view of the automobile forms no part of the claimed design.

**1 Claim, 5 Drawing Sheets**

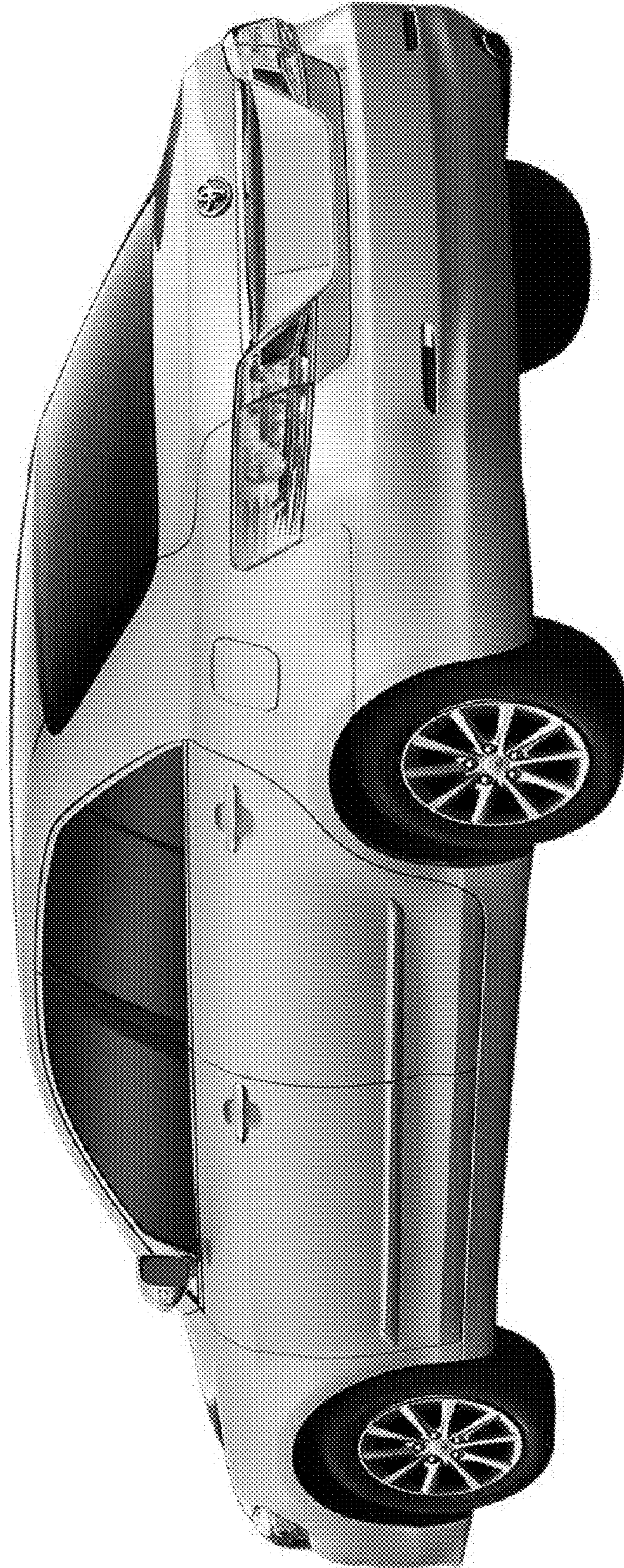





**FIG. 1**



**FIG. 2**



**FIG. 3**



**FIG. 4**



**FIG. 5**



FIG. 6