



US00D606899S

(12) **United States Design Patent**
Gal et al.

(10) **Patent No.:** **US D606,899 S**
(45) **Date of Patent:** **** Dec. 29, 2009**

(54) **VEHICLE**

D566,787 S * 4/2008 Lo D21/423

(75) Inventors: **Shai Gal**, Jordan Valley (IL); **Arie Becker**, Kibbutz Afikim (IL)

* cited by examiner

(73) Assignee: **Golfit Ltd.** (IL)

Primary Examiner—T. Chase Nelson
Assistant Examiner—Ania K Dworzecka
(74) *Attorney, Agent, or Firm*—Ostrolenk Faber LLP

(**) Term: **14 Years**

(57) **CLAIM**

(21) Appl. No.: **29/305,674**

The ornamental design for vehicle, as shown and described.

(22) Filed: **Mar. 26, 2008**

DESCRIPTION

(51) **LOC (9) Cl.** **12-14**

(52) **U.S. Cl.** **D12/1**

(58) **Field of Classification Search** D12/1,
D12/110–113, 6–11, 128, 129, 130; D21/419–435,
D21/766–767, 769, 760, 765, 764; 280/87.1,
280/87.021, 87.041, 263, 288.1, 288.2, 200,
280/210, 214, 29, 14.27, 14.28, 28.11, 603–607;
180/180, 181, 65.1

FIG. 1 is a perspective view of a vehicle showing our new design in the vehicle's unfolded configuration;

FIG. 2 is a right side elevational view thereof in the vehicle's folded configuration, the left side being substantially a mirror image, the only difference being the location of the handlebar assembly;

See application file for complete search history.

FIG. 3 is a front perspective view thereof in the vehicle's folded configuration;

(56) **References Cited**


FIG. 4 is a rear perspective view thereof in the vehicle's folded configuration; and,

U.S. PATENT DOCUMENTS

FIG. 5 is a bottom perspective view thereof in the vehicle's unfolded configuration.

- D414,220 S * 9/1999 Catto D21/423
- D444,184 S * 6/2001 Kettler D21/423
- D540,400 S * 4/2007 Starr D21/423

1 Claim, 5 Drawing Sheets






FIG. 1

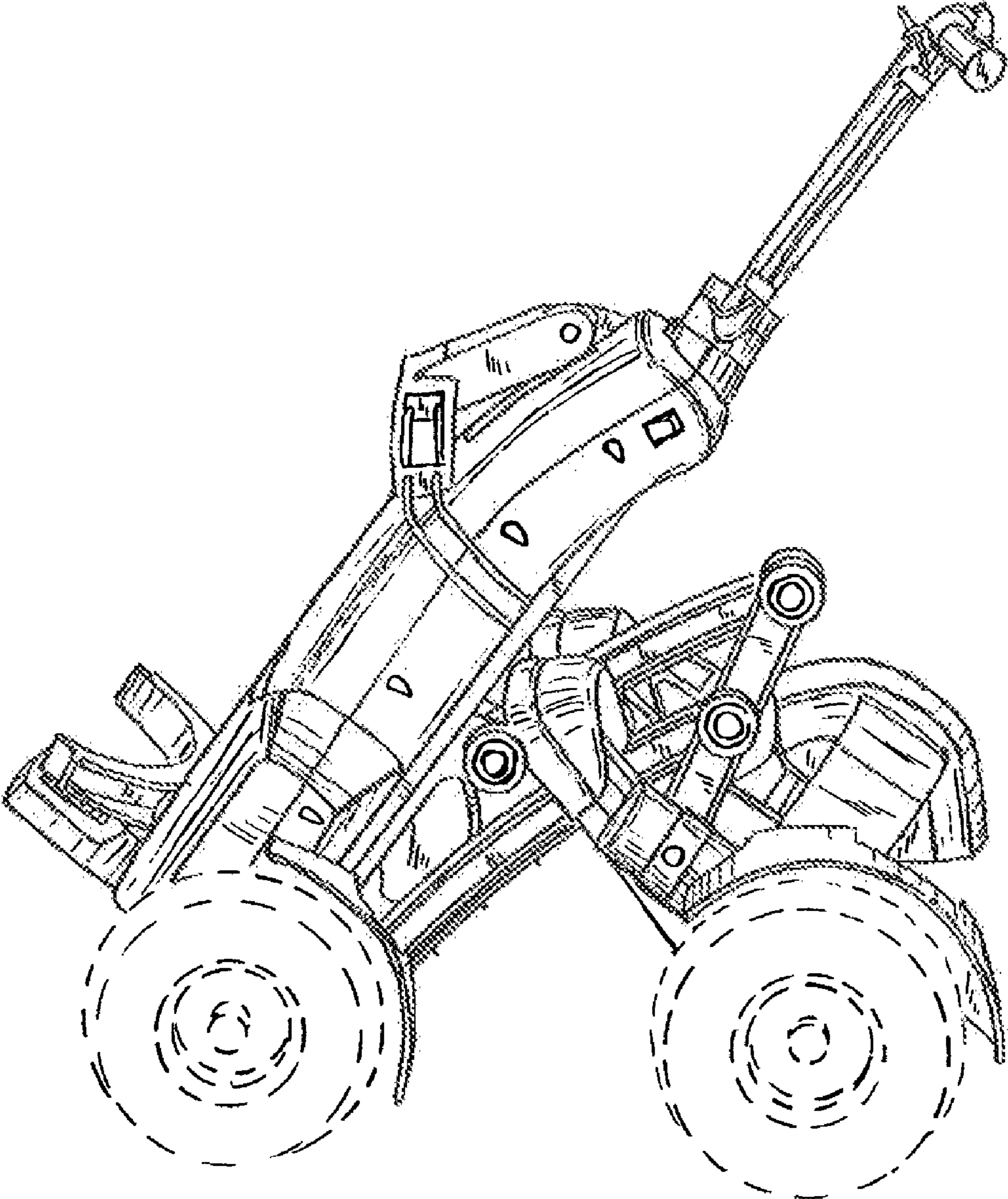


FIG. 2

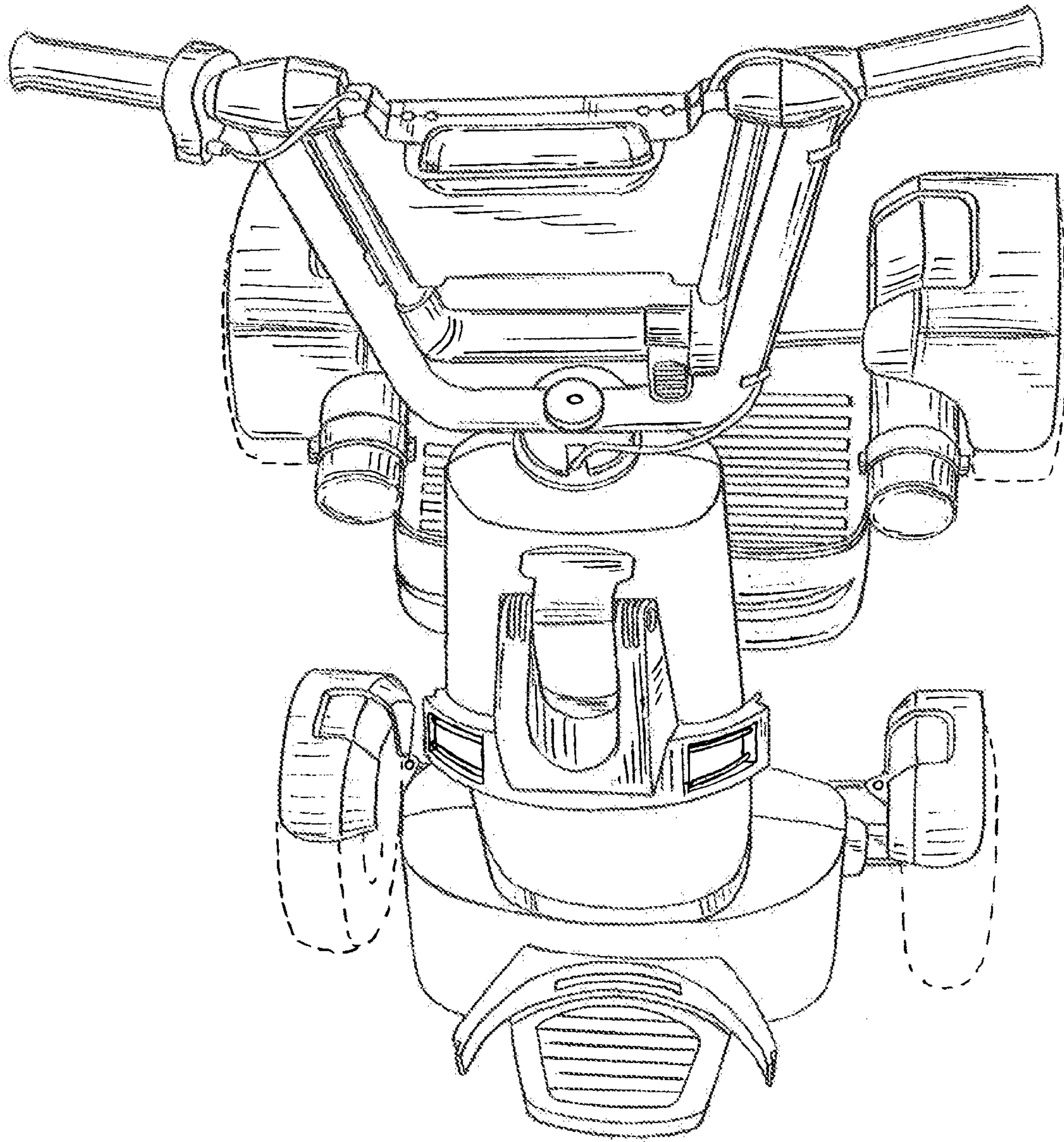


FIG. 3

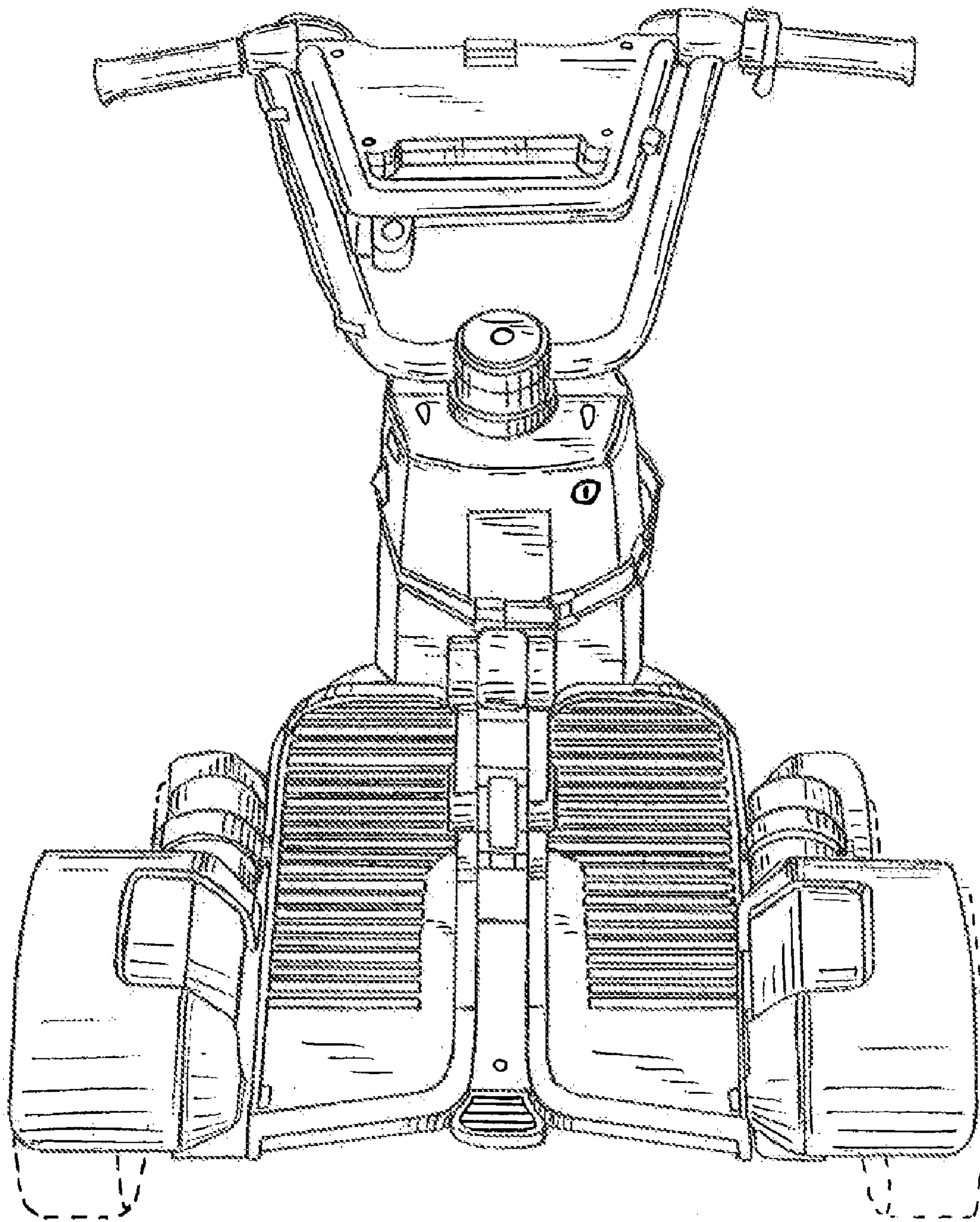


FIG. 4

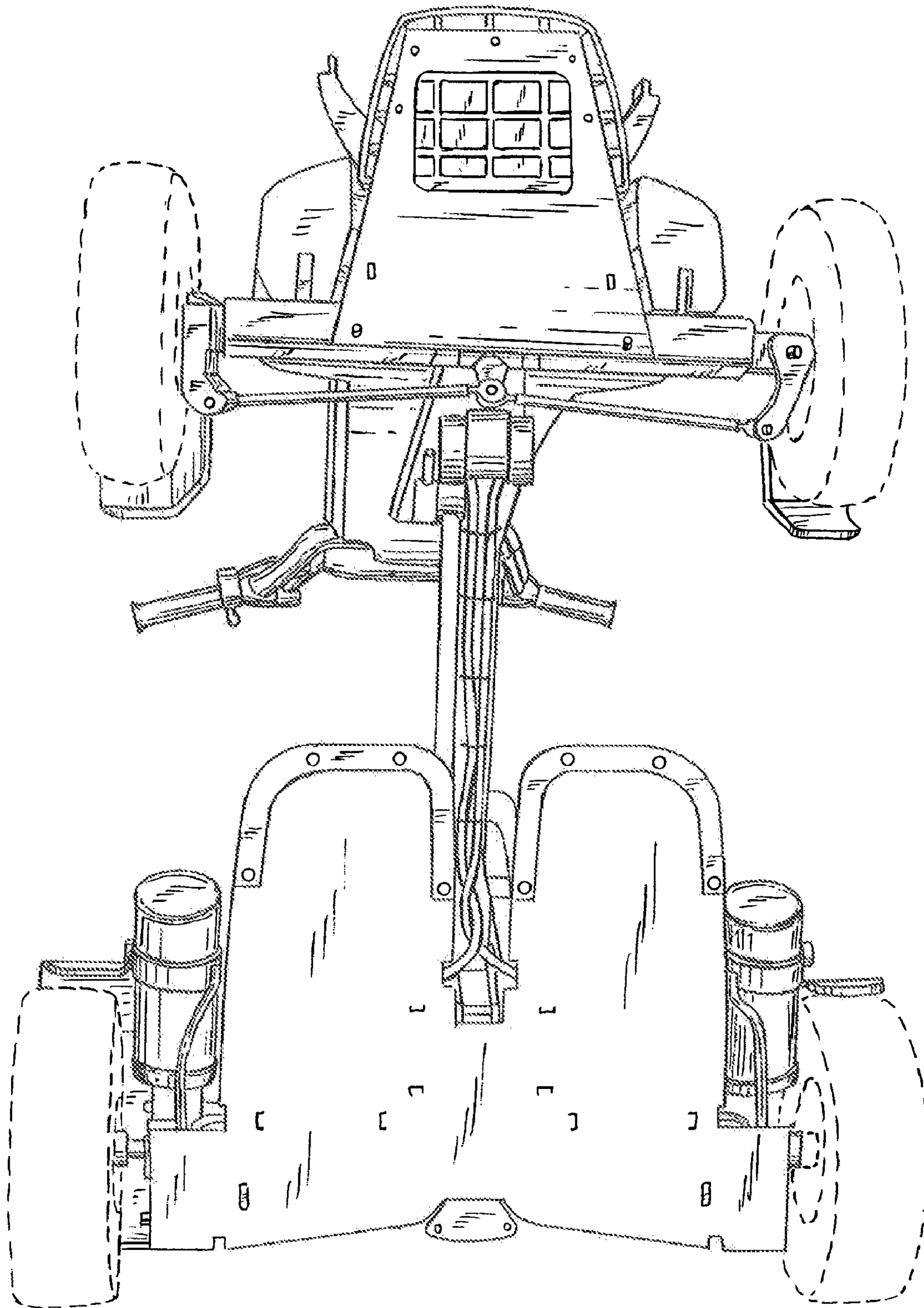


FIG. 5