

US00D606898S

(12) **United States Design Patent**  
**Lobel**

(10) **Patent No.:** **US D606,898 S**

(45) **Date of Patent:** **\*\* Dec. 29, 2009**

(54) **PULL TAB FOR A SLIDE FASTENER**

*Primary Examiner*—R. Seifert

(76) **Inventor:** **Michelle Gut Lobel**, 35 E. 85th St., Apt. 7E, New York City, NY (US) 10028

(57) **CLAIM**

The ornamental design for a pull tab for a slide fastener, as shown and described.

(\*\*) **Term:** **14 Years**

(21) **Appl. No.:** **29/299,413**

(22) **Filed:** **Dec. 26, 2007**

**DESCRIPTION**

(51) **LOC (9) Cl.** ..... **15-07**

(52) **U.S. Cl.** ..... **D11/221**

(58) **Field of Classification Search** ..... D11/200,  
D11/201, 221; 24/381–383, 385–387, 414–417,  
24/421–422, 427–431, 433; 2/265

See application file for complete search history.

FIG. 1 is a front view illustrating a pull tab for a slide fastener;

FIG. 2 is a bottom view of the pull tab;

FIG. 3 is a top view of the pull tab;

FIG. 4 is a left side view of the pull tab;

FIG. 5 is a right side view of the pull tab;

FIG. 6 is a section view of the pull tab taken along the line 6—6 of FIG. 1; and,

FIG. 7 is a front view showing the pull tab of FIG. 1 in connection with a slide fastener slider body, the slide fastener body being for illustrative purposes only and forms no part of the claimed design.

(56) **References Cited**

**U.S. PATENT DOCUMENTS**

2,540,693	A *	2/1951	Shur	.....	24/419
D366,230	S *	1/1996	Aoki	.....	D11/221
D563,829	S *	3/2008	Lobel	.....	D11/221
D579,376	S *	10/2008	Hsiao	.....	D11/221

\* cited by examiner

**1 Claim, 2 Drawing Sheets**

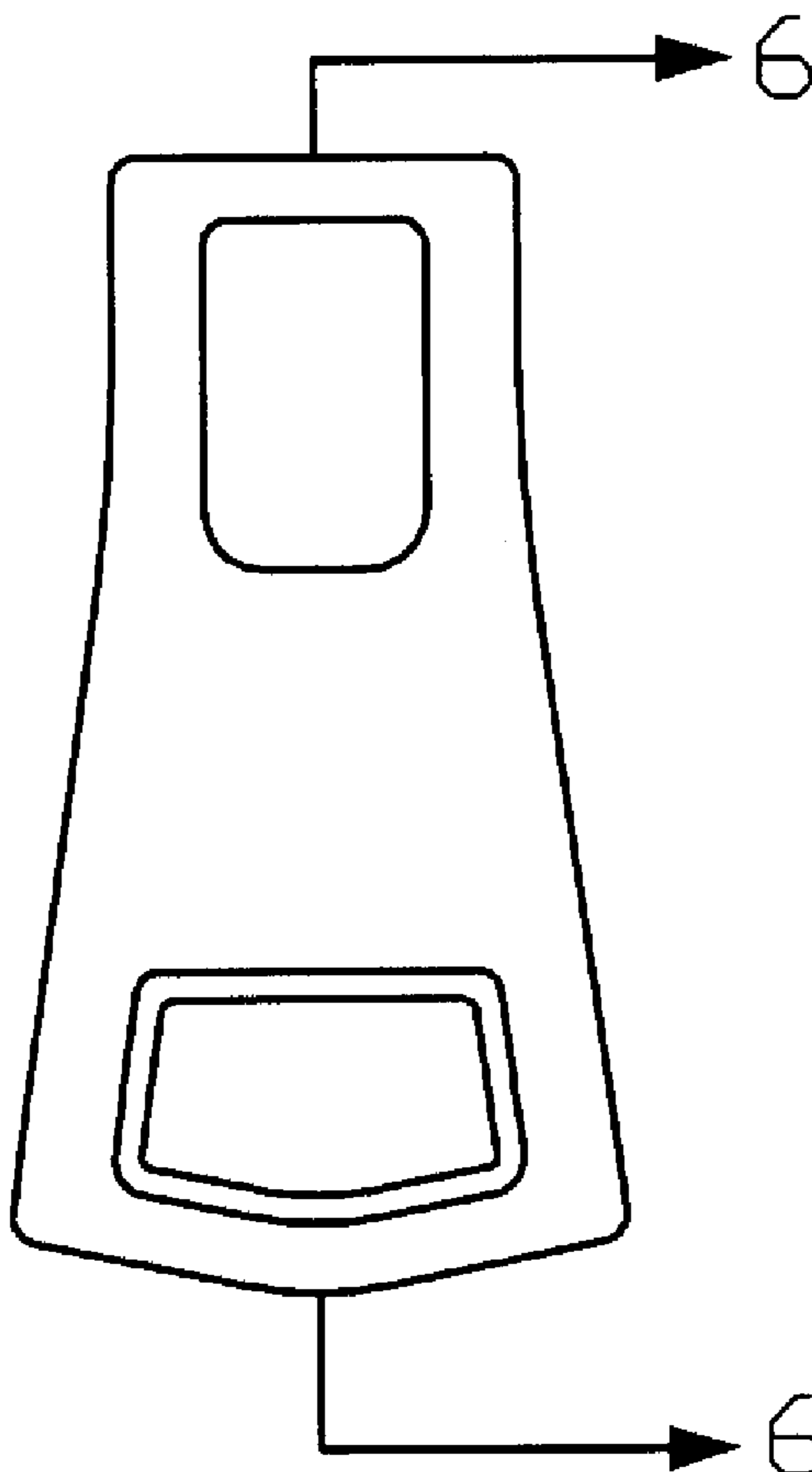




Fig. 3

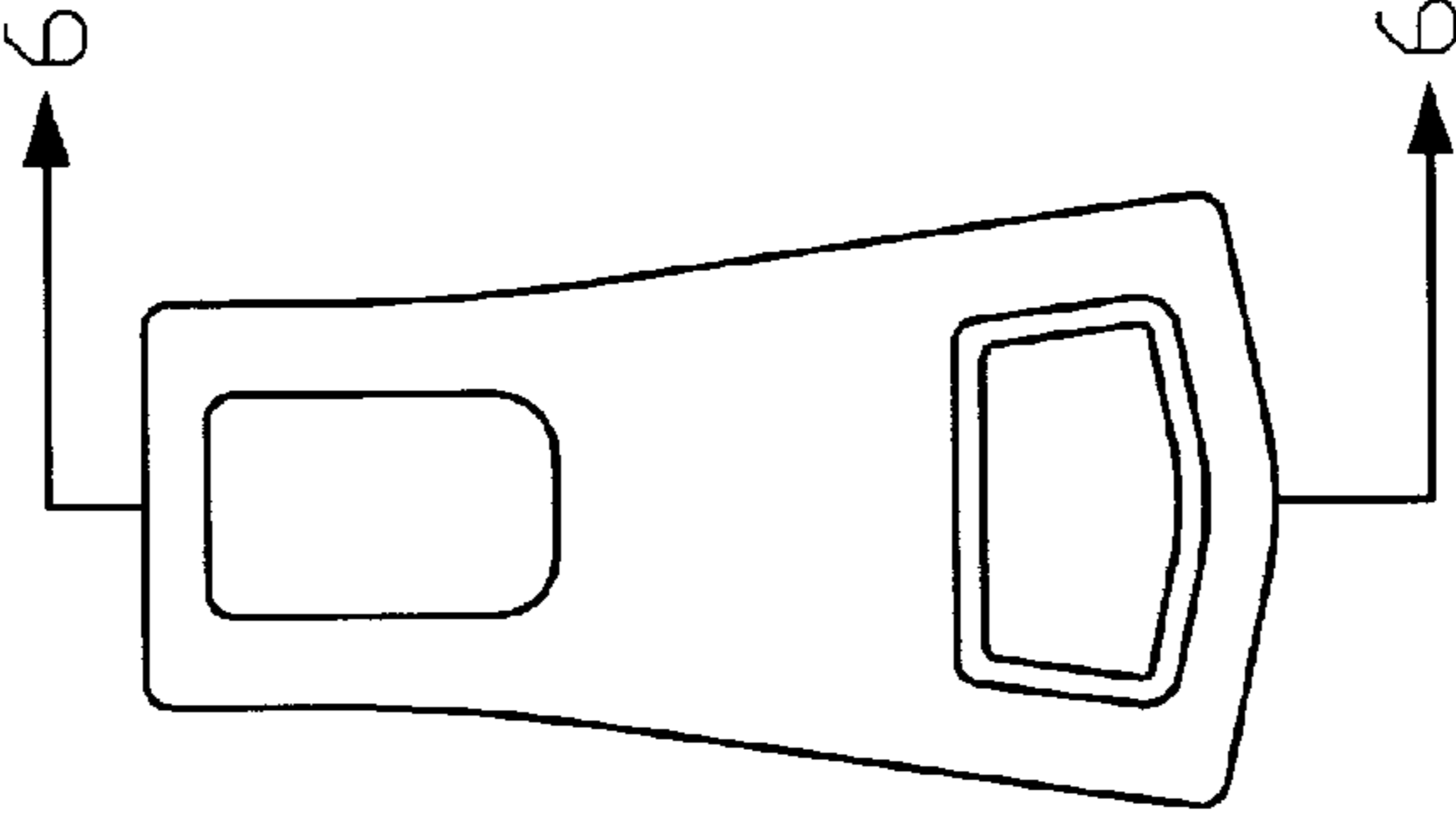


Fig. 1




Fig. 4



Fig. 5



Fig. 2

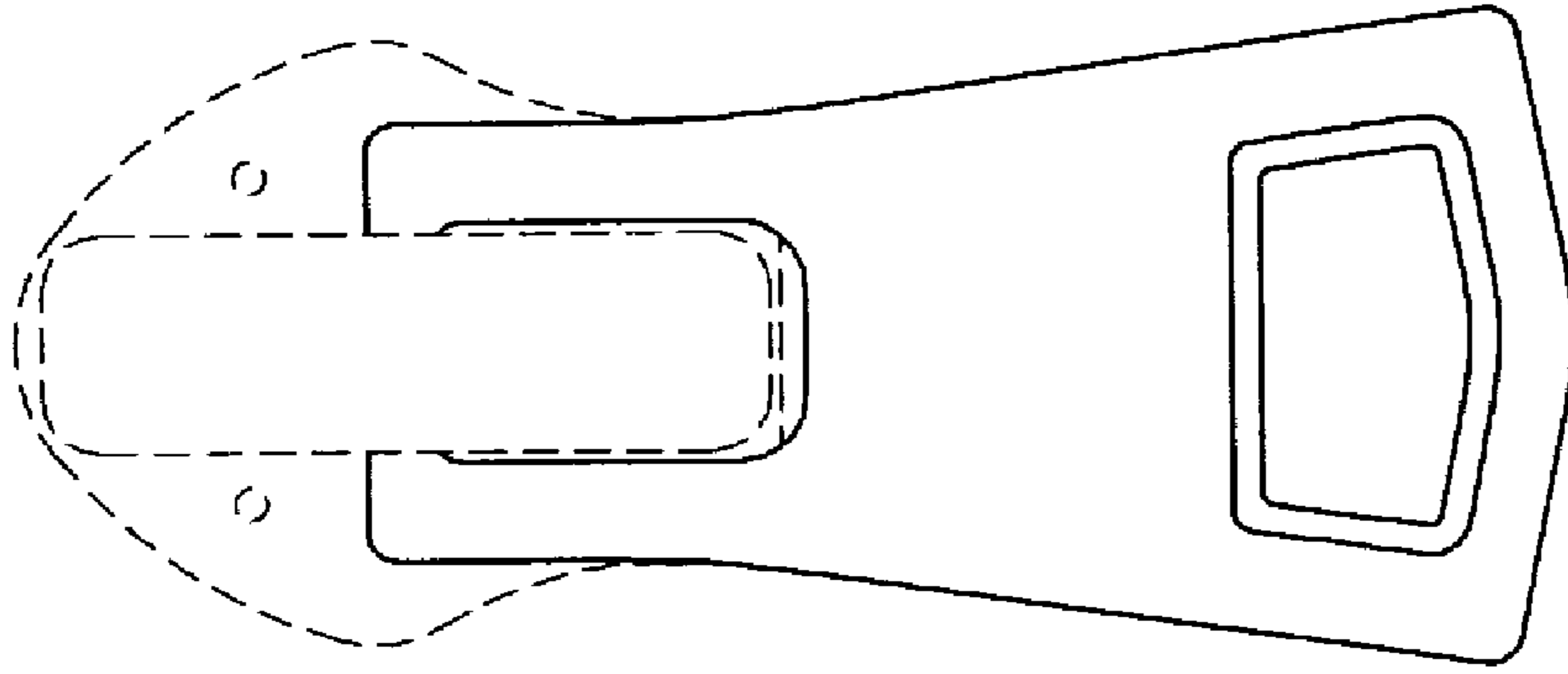


Fig. 7



Fig. 6