



US00D606896S

(12) **United States Design Patent**  
**Traglio**

(10) **Patent No.:** **US D606,896 S**  
(45) **Date of Patent:** **\*\* Dec. 29, 2009**

(54) **EARRING**

(75) Inventor: **Carlo Traglio**, Milan (IT)

(73) Assignee: **La Casa Vhernier S.p.A.**, Milan (IT)

(\*\*) Term: **14 Years**

(21) Appl. No.: **29/325,479**

(22) Filed: **Oct. 1, 2008**

(30) **Foreign Application Priority Data**

Apr. 2, 2008 (WO) ..... DM/070 049

(51) **LOC (9) Cl.** ..... **11-02**

(52) **U.S. Cl.** ..... **D11/40**

(58) **Field of Classification Search** ..... D11/1,  
D11/40-48, 75-78, 86, 93; 63/12, 13, 14.1,  
63/14.2, 14.3, 14.4, 14.5, 14.6, 14.7, 9, 7,  
63/27, 28

See application file for complete search history.

(56) **References Cited**

**U.S. PATENT DOCUMENTS**

3,757,392 A \* 9/1973 Shteinsleifer ..... D11/87  
D321,331 S \* 11/1991 Royer ..... D11/43  
D370,866 S \* 6/1996 Lange ..... D11/42  
D372,312 S \* 7/1996 Lange ..... D11/41

\* cited by examiner

*Primary Examiner*—Cathron C Brooks

*Assistant Examiner*—Melanie Levy

(74) *Attorney, Agent, or Firm*—Reising Ethington P.C.

(57) **CLAIM**

The ornamental design for an earring, as shown and described.

**DESCRIPTION**

FIG. 1 is a front and top perspective view of an earring showing my new design;

FIG. 2 is a front and side perspective view thereof;

FIG. 3 is a rear and bottom perspective view thereof;

FIG. 4 is front view thereof;

FIG. 5 is a left side view thereof;

FIG. 6 is a top view thereof;


FIG. 7 is a right side view thereof;

FIG. 8 is a bottom view thereof; and,

FIG. 9 is a rear view thereof.

The broken lines shown in the drawings represent unclaimed portions of the design and form no part thereof.

**1 Claim, 2 Drawing Sheets**






Fig. 1




Fig. 2




Fig. 4

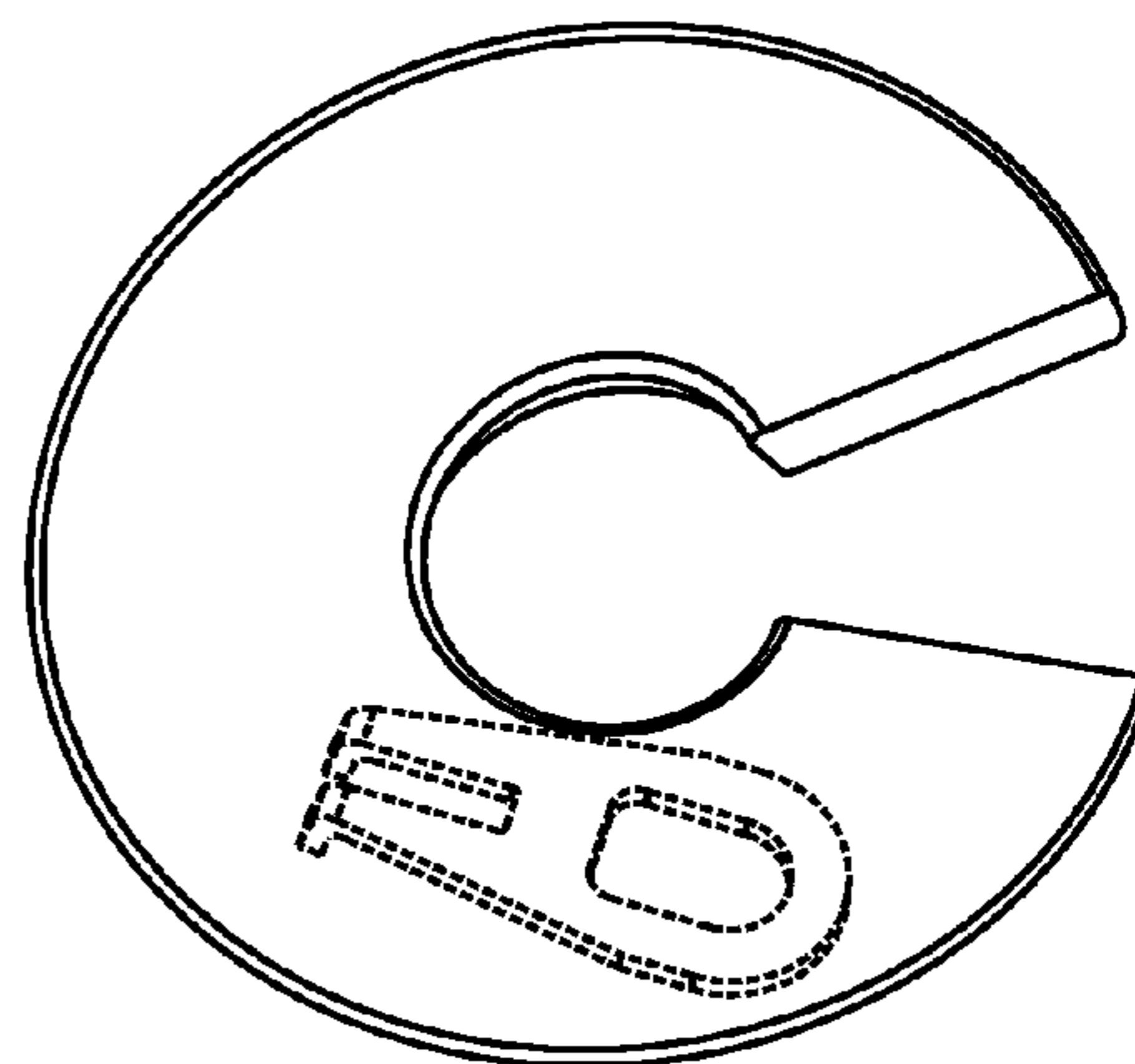


Fig. 3

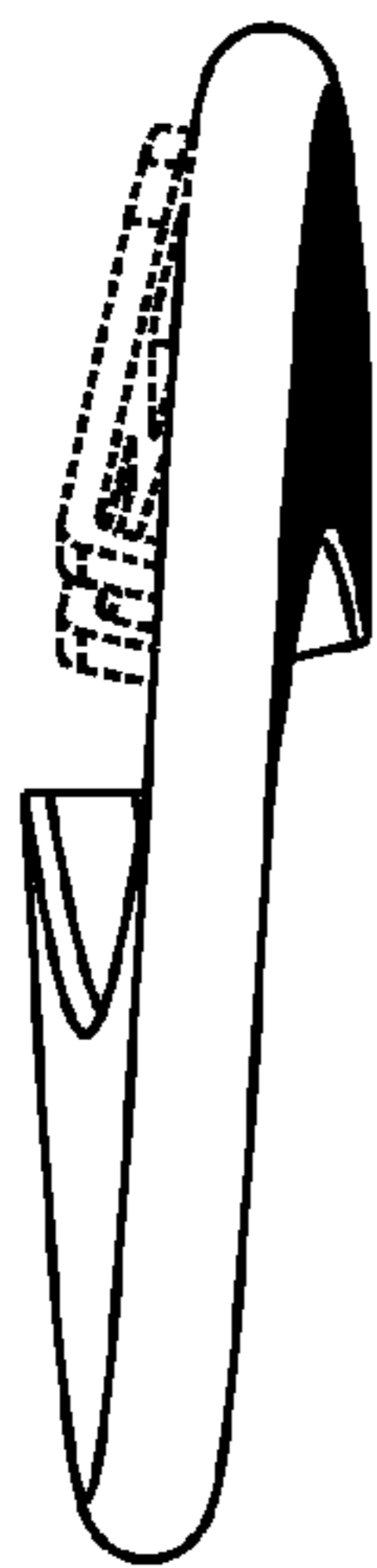


Fig. 5



Fig. 6

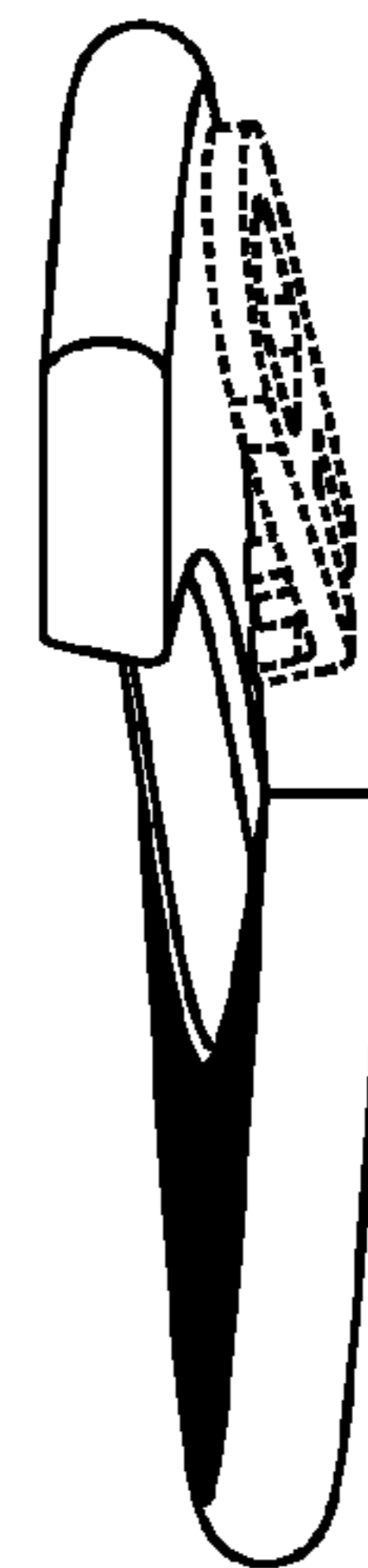


Fig. 7



Fig. 8

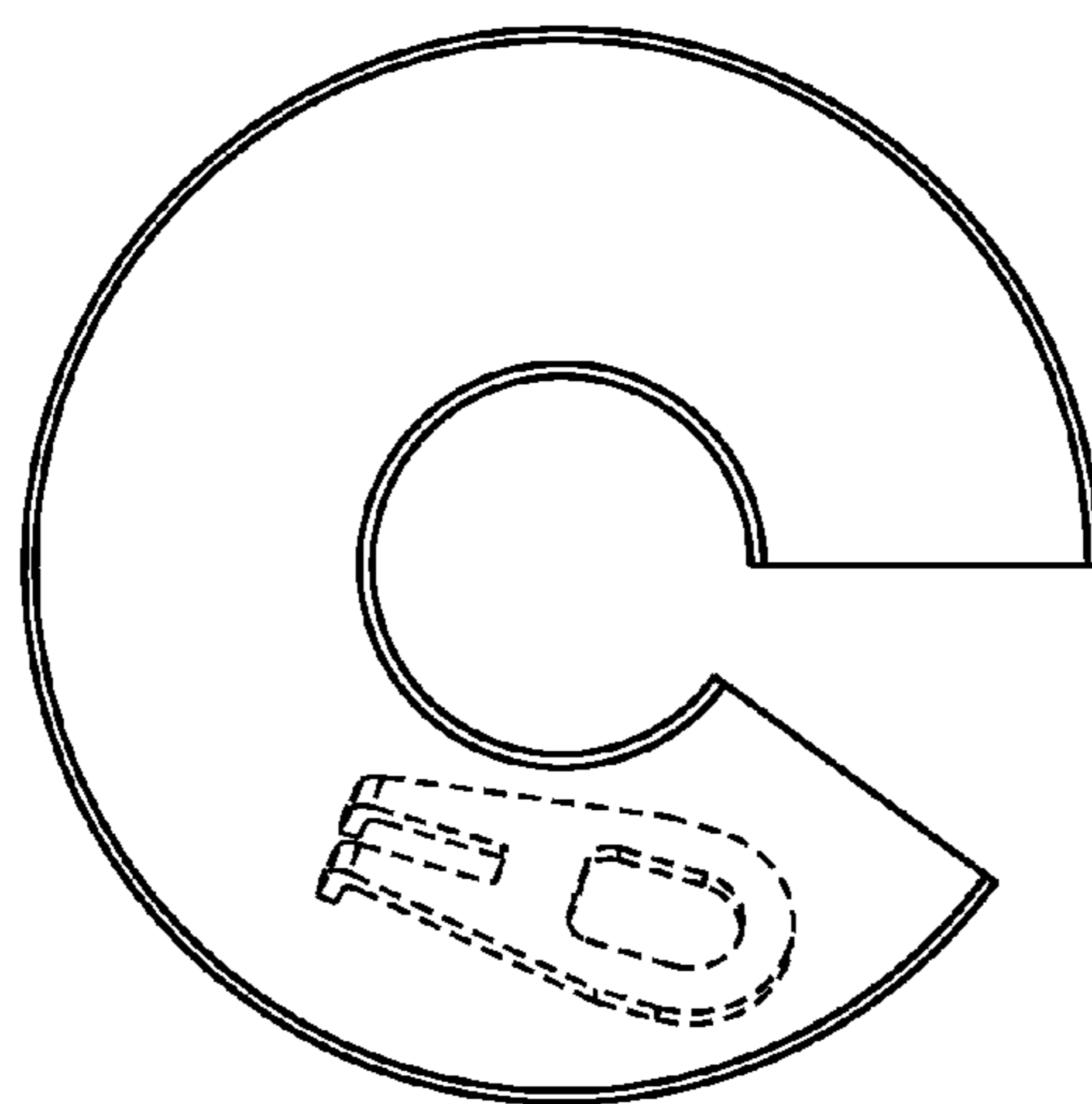


Fig. 9