



US00D606888S

(12) **United States Design Patent**  
**Mille**

(10) **Patent No.:** **US D606,888 S**

(45) **Date of Patent:** **\*\* Dec. 29, 2009**

(54) **WATCH-CASE**

(75) Inventor: **Richard Mille**, Moulins (FR)

(73) Assignee: **Turlen Holding SA**, Delemont (CH)

(\*\*) Term: **14 Years**

(21) Appl. No.: **29/335,929**

(22) Filed: **Apr. 24, 2009**

**Related U.S. Application Data**

(62) Division of application No. 29/250,515, filed on Nov. 17, 2006, now Pat. No. Des. 596,051.

(30) **Foreign Application Priority Data**

May 26, 2006 (WO) ..... DM/067 848

(51) **LOC (9) Cl.** ..... **10-02**

(52) **U.S. Cl.** ..... **D10/38**

(58) **Field of Classification Search** ..... D10/30-39,  
D10/122-132; 368/276, 285, 281, 282, 294,  
368/295

See application file for complete search history.

(56) **References Cited**

**U.S. PATENT DOCUMENTS**

D115,060	S	*	5/1939	Barthman	.....	D10/31
D151,301	S	*	10/1948	Tuffo	.....	D10/31
2,518,163	A	*	8/1950	Megar	.....	63/4
D250,750	S	*	1/1979	Perrin	.....	D10/39
D260,494	S	*	9/1981	Dinh Van	.....	D10/39
D267,237	S	*	12/1982	Kanouï	.....	D10/39
D268,332	S	*	3/1983	Weil	.....	D10/32
D294,917	S	*	3/1988	Kabaya	.....	D10/30
D302,131	S	*	7/1989	Woomer	.....	D10/39
D390,130	S	*	2/1998	Kennedy	.....	D10/32
D390,791	S	*	2/1998	Kubisch	.....	D10/39
D392,902	S	*	3/1998	Mouawad	.....	D10/30

D401,864	S	*	12/1998	Navera	.....	D10/32
D404,320	S	*	1/1999	Chodat	.....	D10/39
D413,526	S	*	9/1999	Perrin et al.	.....	D10/30
D456,274	S	*	4/2002	Mille	.....	D10/30
D465,422	S	*	11/2002	Mantovani	.....	D10/30
D470,060	S	*	2/2003	Grimoldi	.....	D10/39
D473,478	S	*	4/2003	d'Origny	.....	D10/39
D480,976	S	*	10/2003	Yan	.....	D10/30
D506,684	S	*	6/2005	Junod	.....	D10/30
D508,421	S	*	8/2005	Diltoer	.....	D10/39
D517,928	S	*	3/2006	Monachon	.....	D10/32
D540,198	S	*	4/2007	De Witt	.....	D10/38
D570,710	S	*	6/2008	Wong	.....	D10/30
D585,310	S	*	1/2009	Allison	.....	D10/39

\* cited by examiner

*Primary Examiner*—Lucy Lieberman

(74) *Attorney, Agent, or Firm*—Collen IP; Donald J. Ranft

(57) **CLAIM**

The ornamental design for a watch-case, as shown and described.

**DESCRIPTION**

FIG. 1 is a front view of my new and ornamental design for a watch-case;

FIG. 2 is a rear view thereof;

FIG. 3 is a top view thereof;

FIG. 4 is a bottom view thereof;

FIG. 5 is a right side view thereof;

FIG. 6 is a left side view thereof;

FIG. 7 is a right side perspective view thereof; and,

FIG. 8 is a left side perspective view thereof.

The portions of the watch-case shown in broken lines form no part of the claimed design.

**1 Claim, 2 Drawing Sheets**

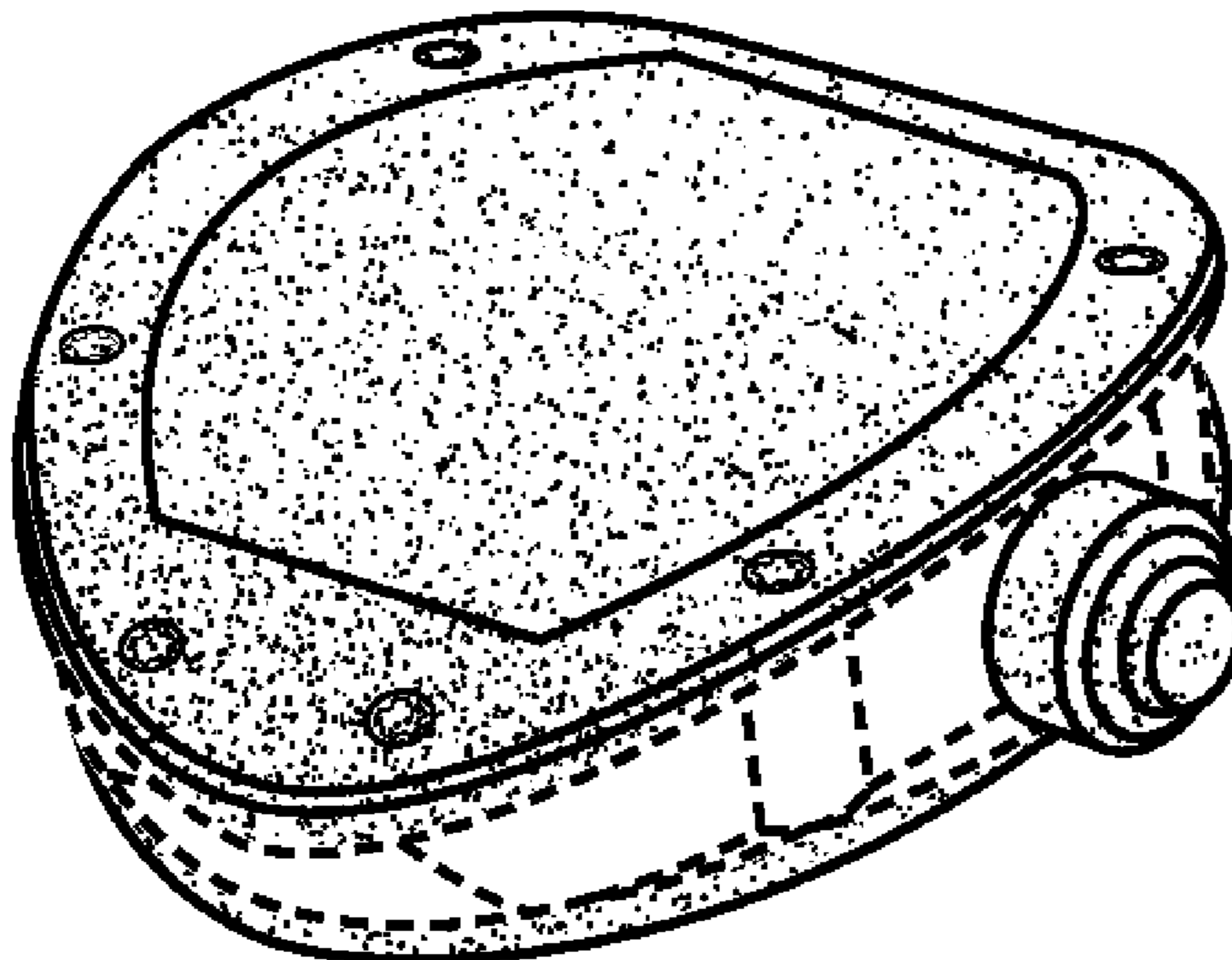


Fig. 1

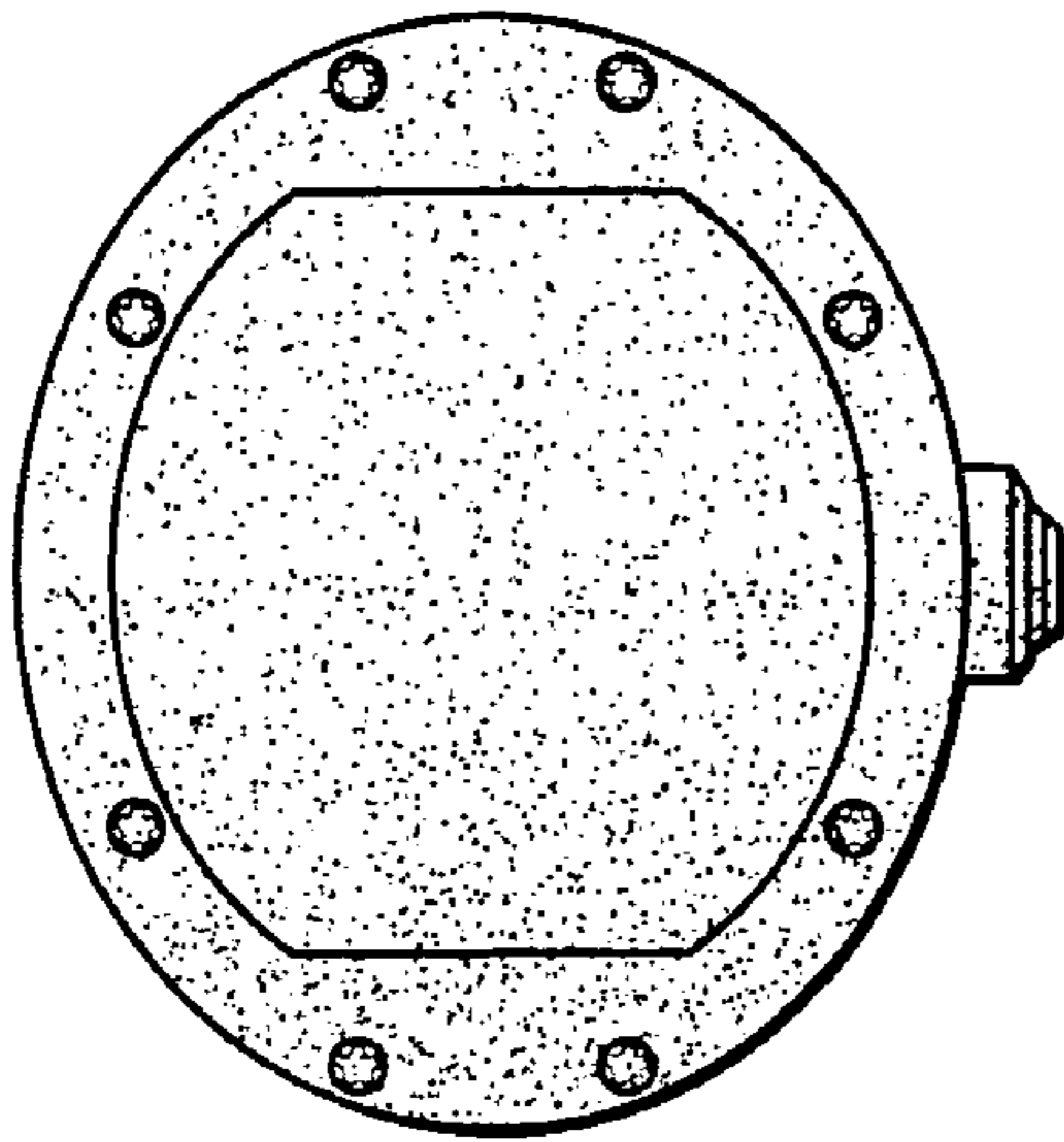


Fig. 2

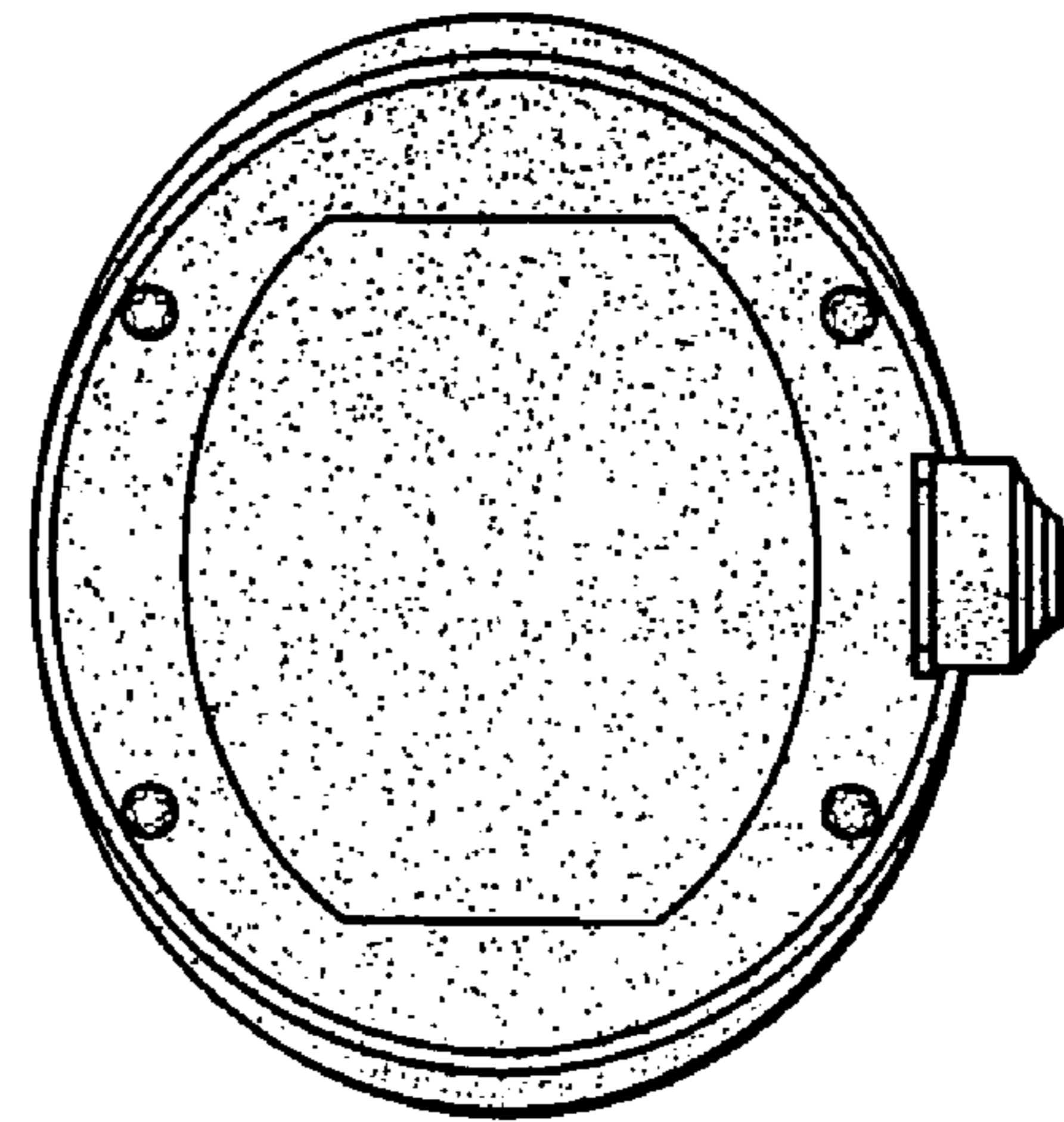


Fig. 3

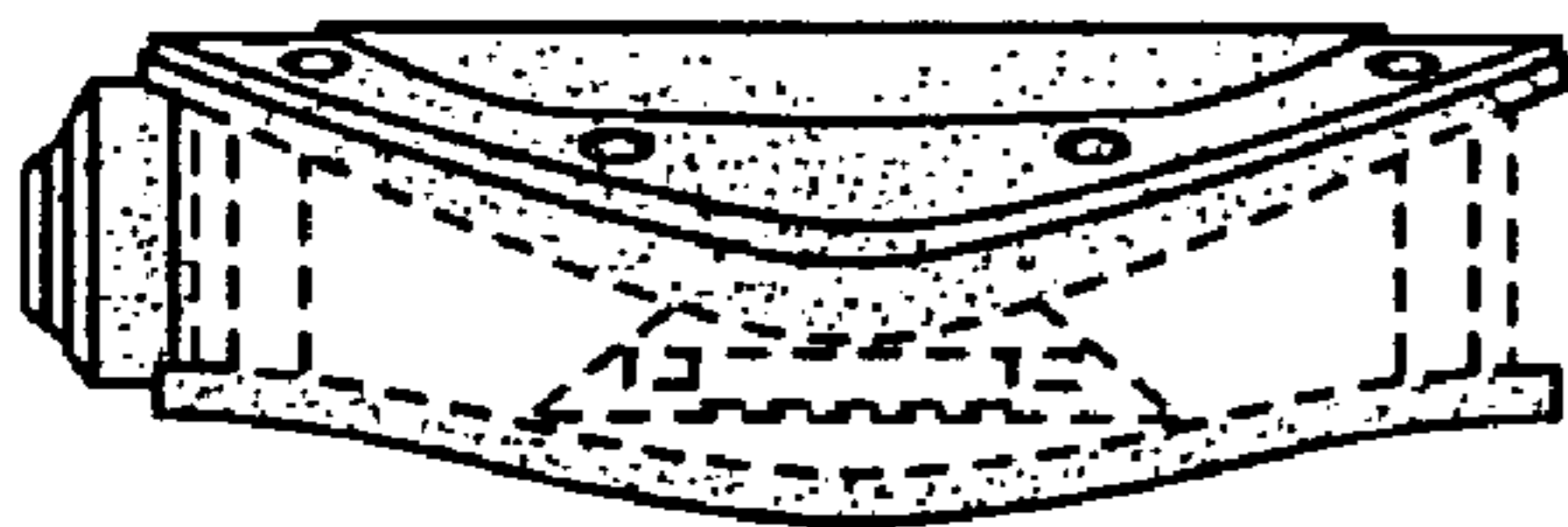


Fig. 4

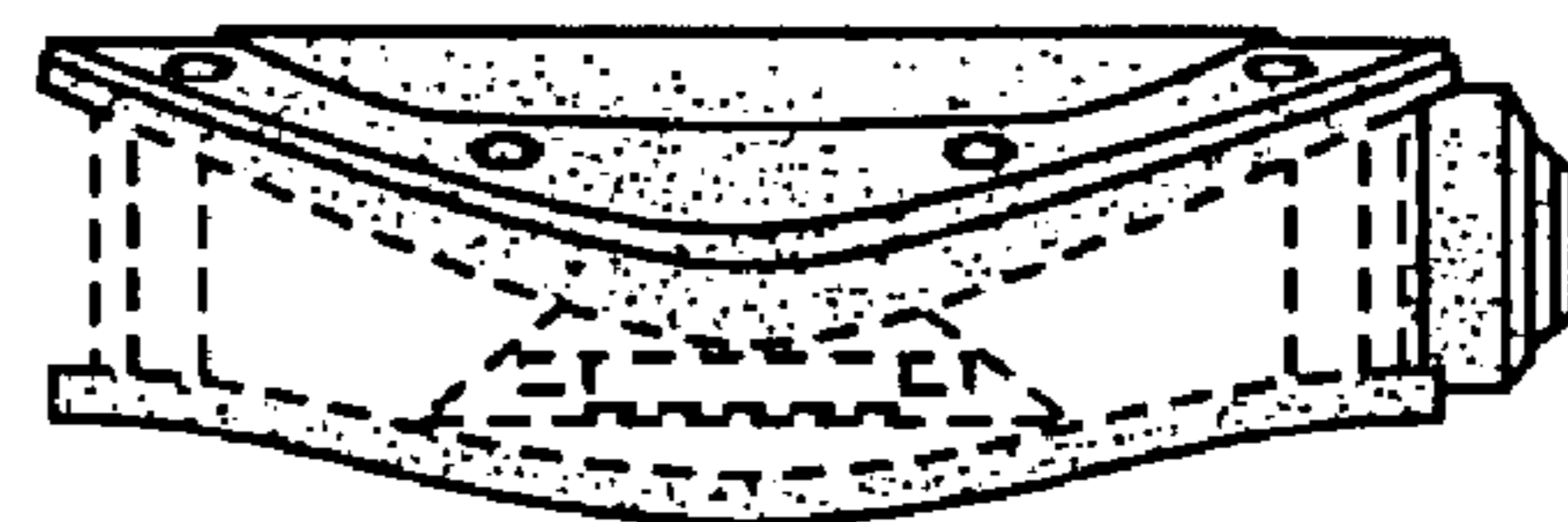


Fig. 5

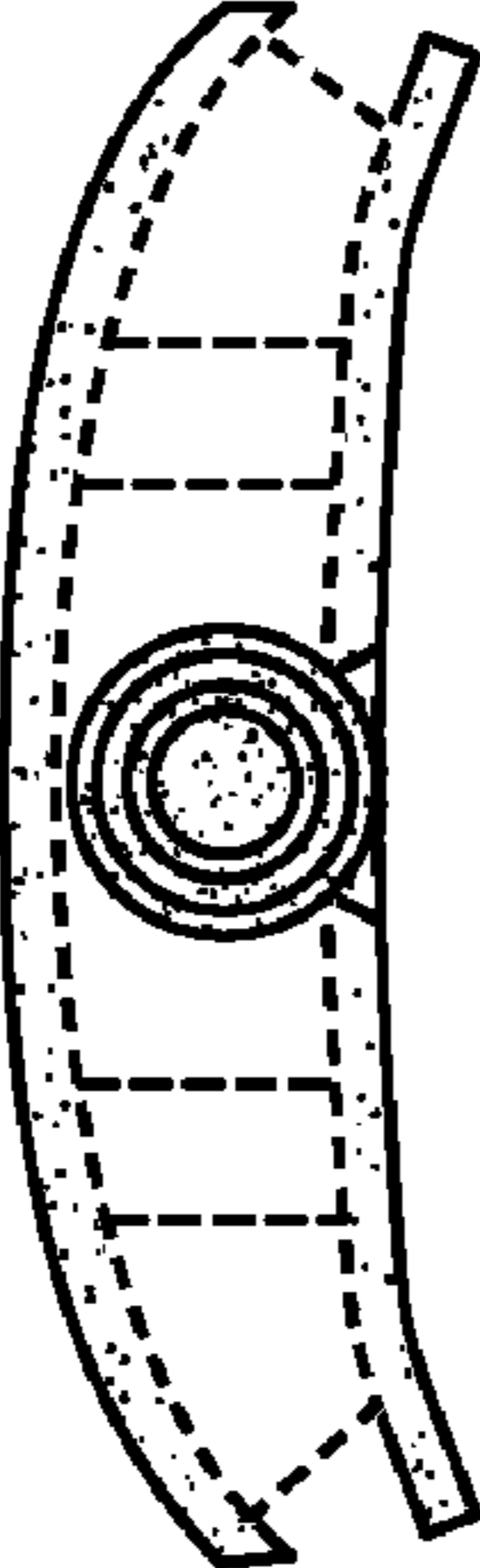


Fig. 6



Fig. 7

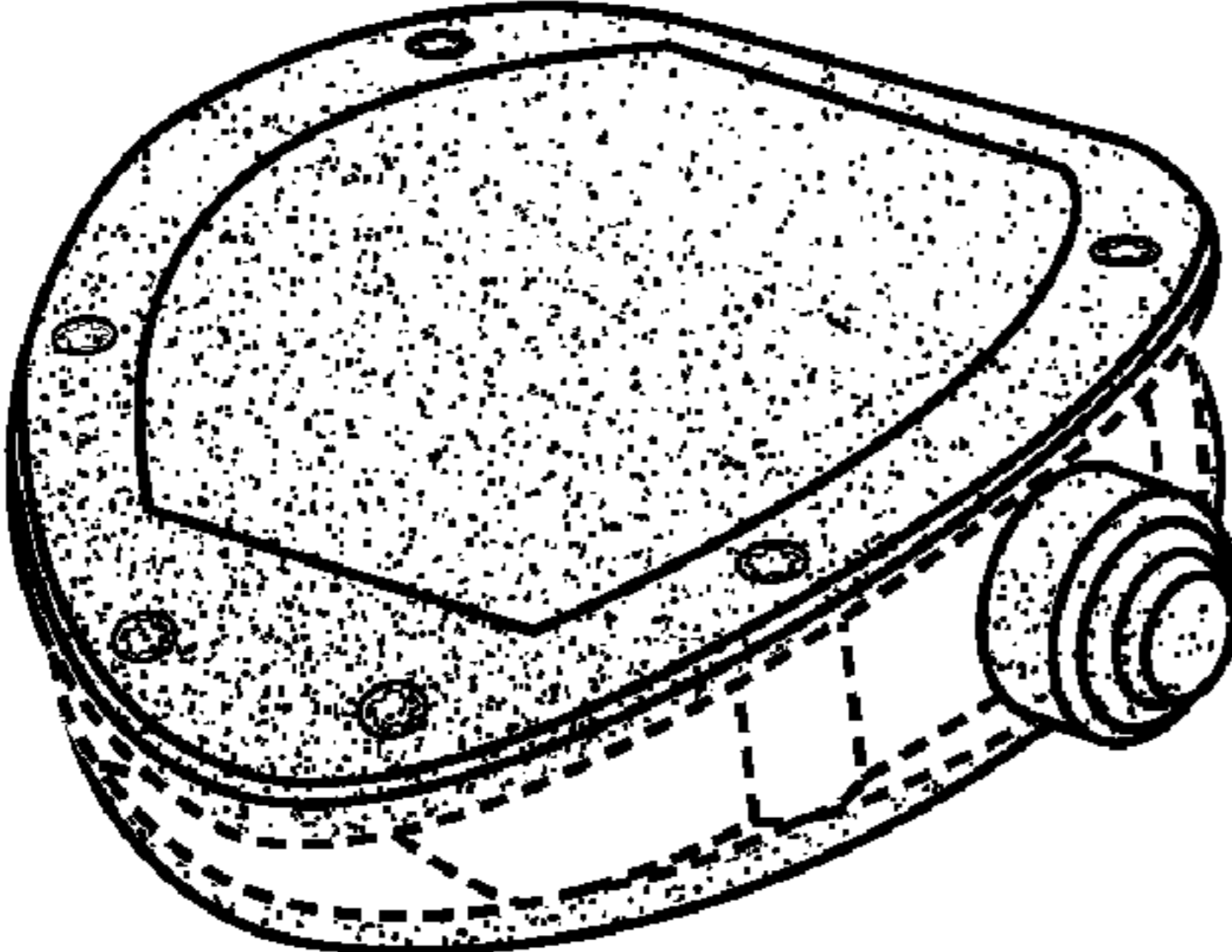


Fig. 8

