

US00D606861S

(12) **United States Design Patent**
Pavlinac

(10) **Patent No.:** **US D606,861 S**

(45) **Date of Patent:** **** Dec. 29, 2009**

(54) **COMPLIANCE DOSE INDICATOR**

(75) Inventor: **Larry D. Pavlinac**, Durham, NC (US)

(73) Assignee: **SmithKline Beecham Corporation**,
Philadelphia, PA (US)

(**) Term: **14 Years**

(21) Appl. No.: **29/319,122**

(22) Filed: **Jun. 4, 2008**

(51) **LOC (9) Cl.** **09-07**

(52) **U.S. Cl.** **D9/434**

(58) **Field of Classification Search** D9/732,
D9/624, 455, 443, 434, 415; D8/394; D7/619.1,
D7/536, 396.2, 392.1, 387, 319, 317; D20/28,
D20/18; D19/20; 40/324, 310; 294/312.2,
294/27.1; 222/1; 220/759, 742, 737, 710.5
See application file for complete search history.

(56) **References Cited**

U.S. PATENT DOCUMENTS

1,477,123	A *	12/1923	Hopkins	40/310
1,659,325	A *	2/1928	Merrell	40/310
D92,405	S *	6/1934	Klebanow	D20/28
1,971,528	A *	8/1934	Klebanow	40/310
2,340,719	A *	2/1944	Walter	40/310
D359,989	S *	7/1995	Sukovich	D20/18

D370,386	S *	6/1996	Pallesen	D7/398
D412,938	S *	8/1999	Kesselring et al.	D20/28
D535,194	S *	1/2007	Spencer et al.	D9/732
D556,602	S *	12/2007	Clements et al.	D9/732
D585,944	S *	2/2009	Lee	D20/43

* cited by examiner

Primary Examiner—Susan Bennett Hattan

(74) *Attorney, Agent, or Firm*—Robert J. Smith

(57) **CLAIM**

The ornamental design for a compliance dose indicator, as shown and described.

DESCRIPTION

FIG. 1 is a perspective view of a compliance dose indicator and bottle.

FIG. 2 is a front view of the compliance dose indicator;

FIG. 3 is a side view of the compliance dose indicator;

FIG. 4 is another side view of the compliance dose indicator;

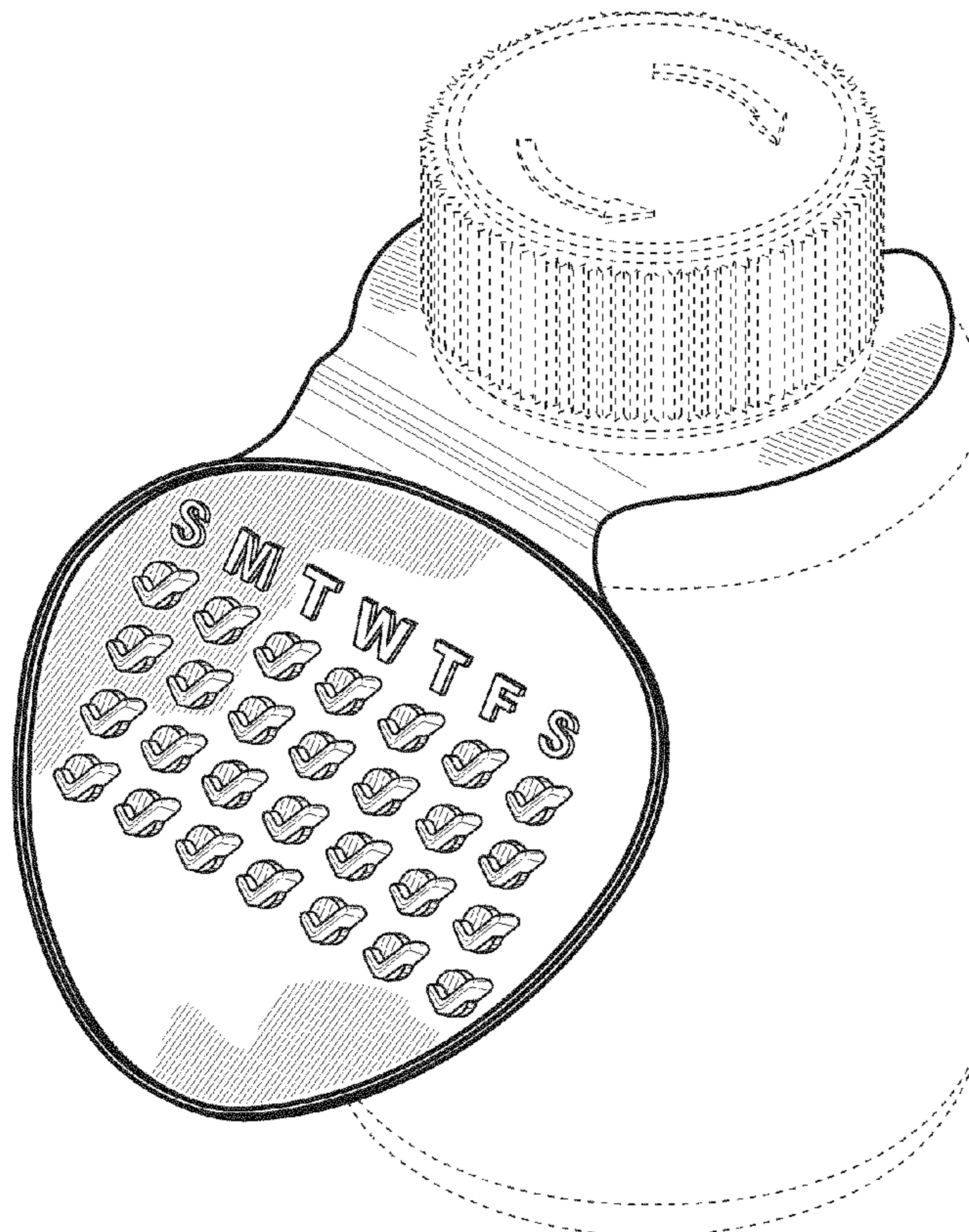
FIG. 5 is a rear view of the compliance dose indicator;

FIG. 6 is a top view of the compliance dose indicator; and,

FIG. 7 is another top view of the compliance dose indicator.

The broken lines depict environmental subject matter only and form no part of the claimed design.

1 Claim, 3 Drawing Sheets



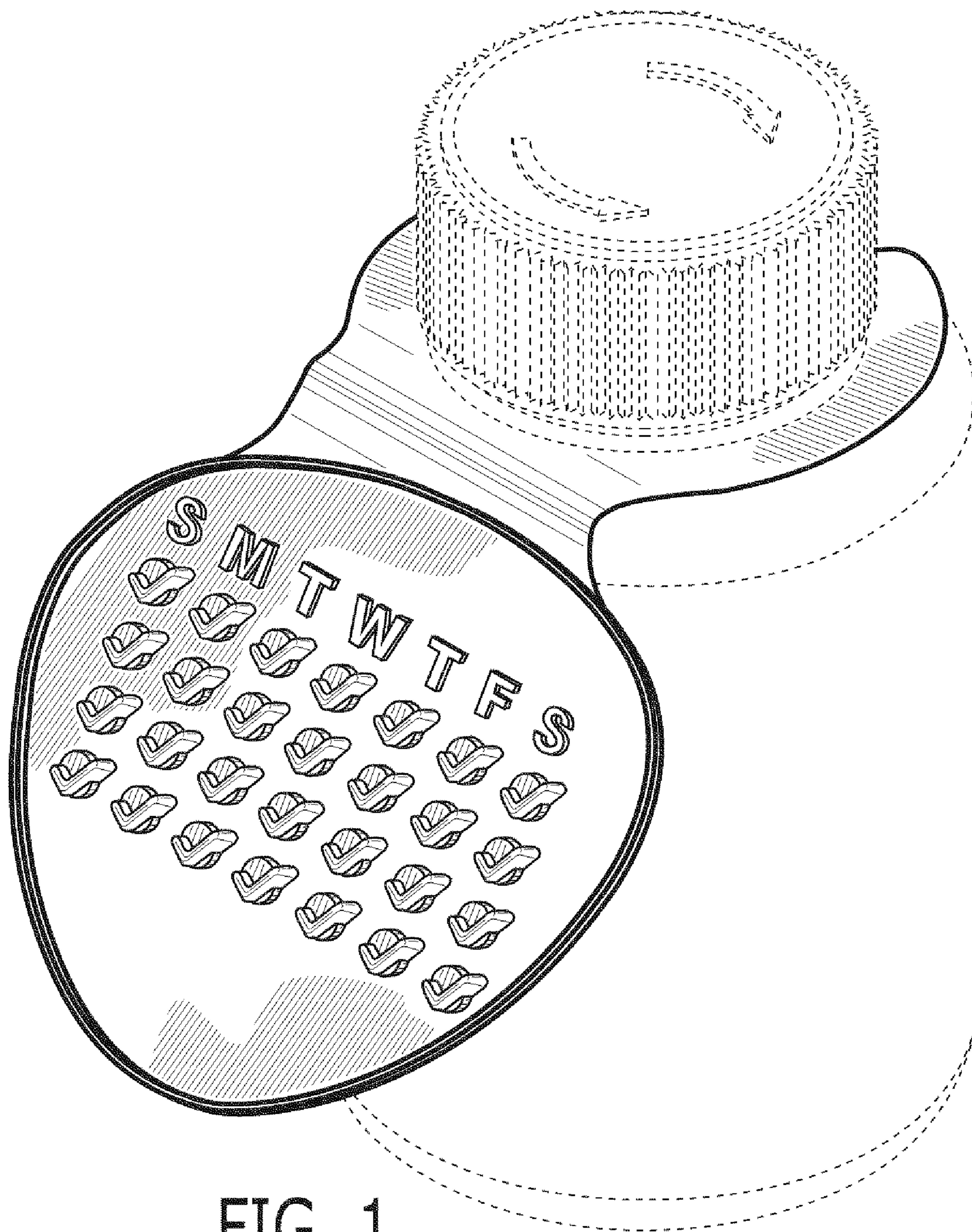


FIG. 1

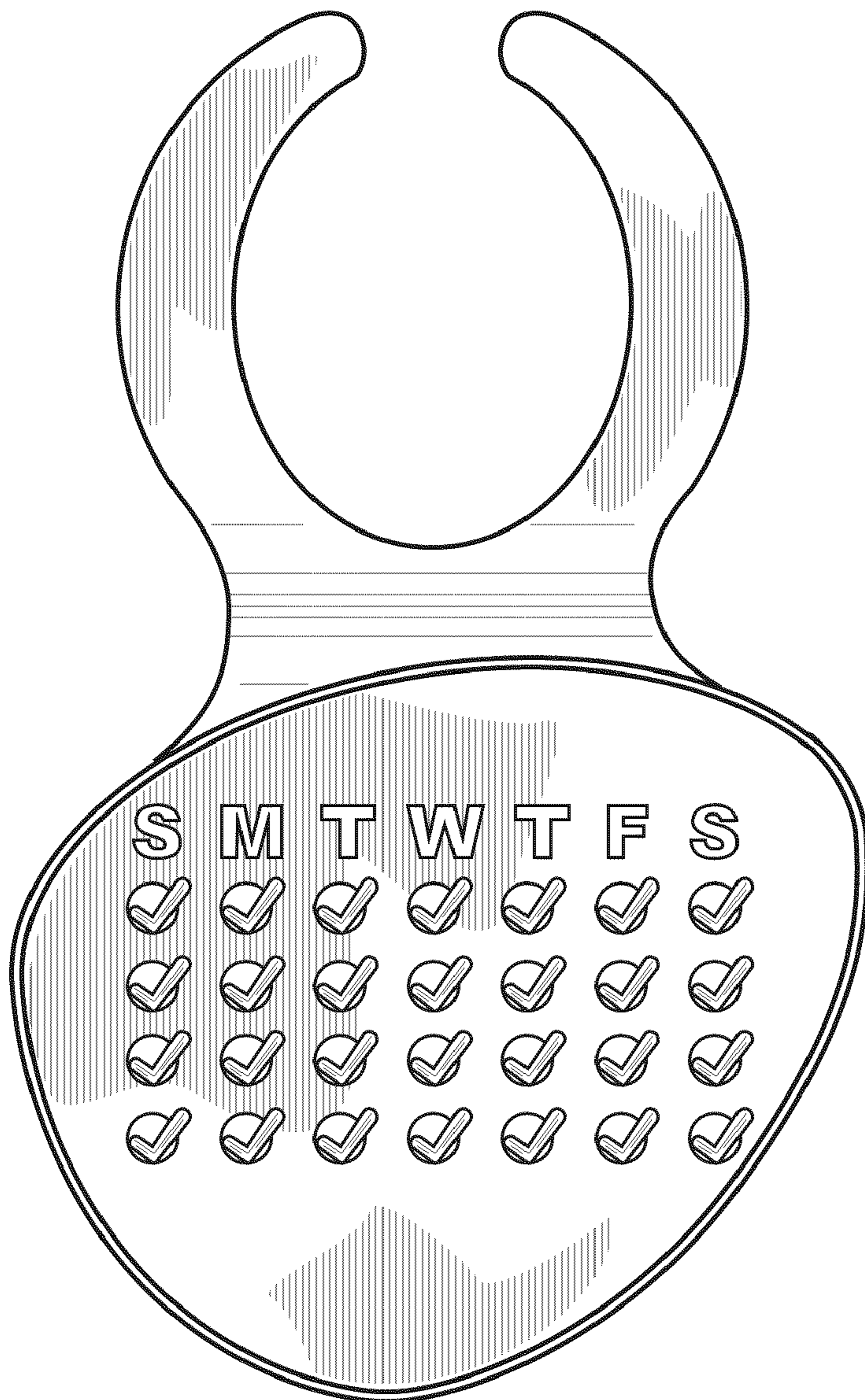


FIG. 2




FIG. 3

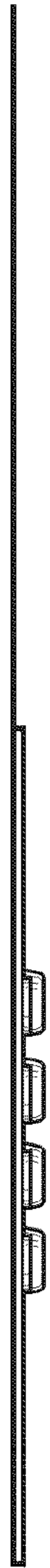


FIG. 4

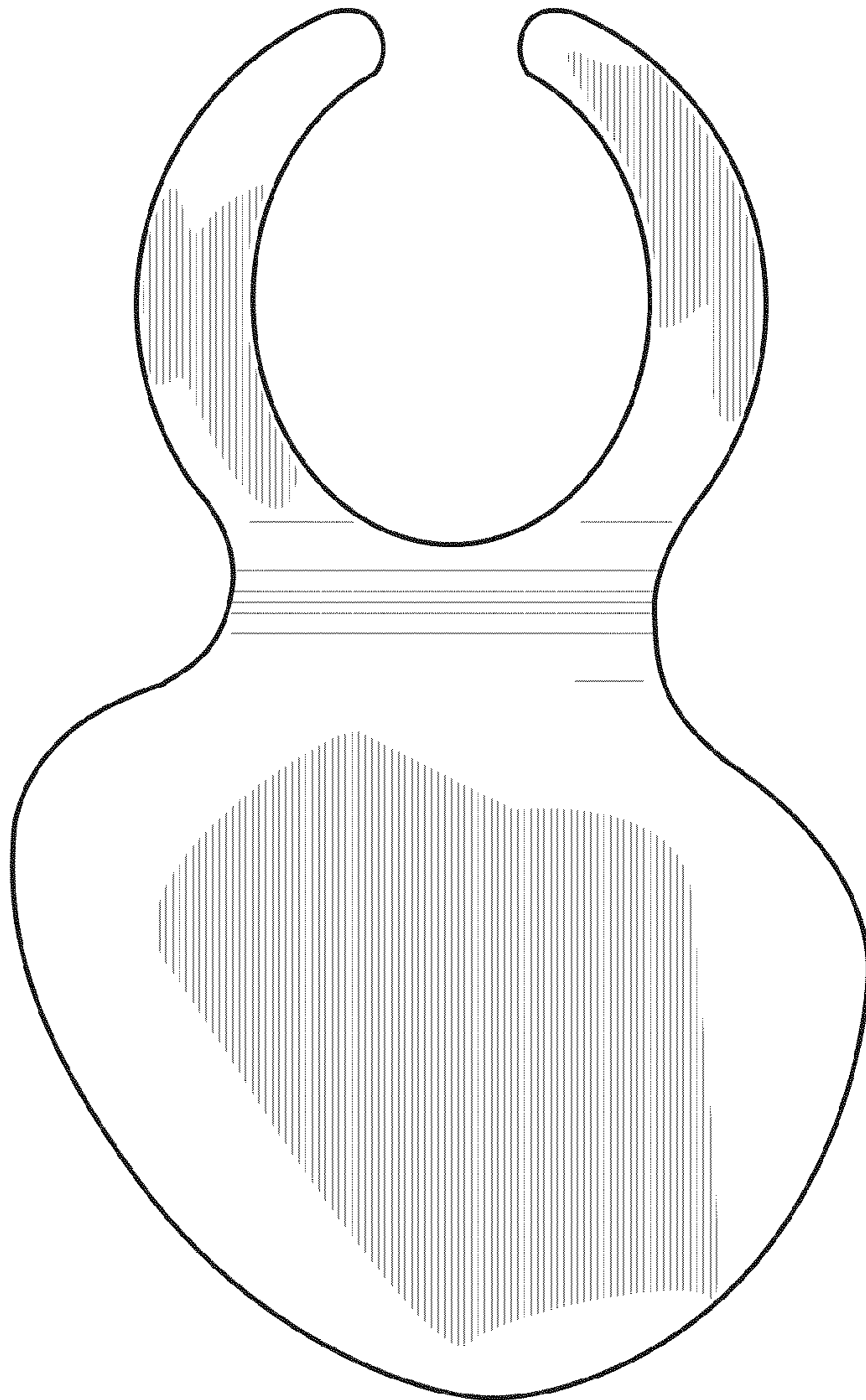


FIG. 5

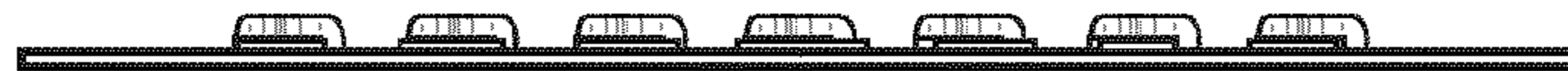


FIG. 6

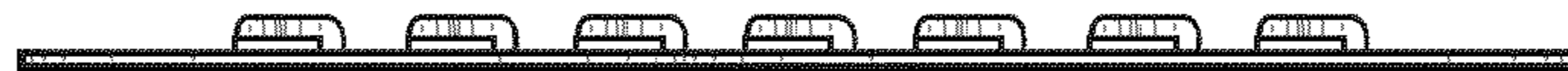


FIG. 7