



US00D606836S

(12) **United States Design Patent**
DeLillo

(10) **Patent No.:** **US D606,836 S**

(45) **Date of Patent:** **** Dec. 29, 2009**

(54) **RETRACTABLE UTILITY KNIFE**

(76) **Inventor:** **Dominick D. DeLillo**, 2975 SW. 22nd
Ave., Apt. 201, Delray Beach, FL (US)
33445

(**) **Term:** **14 Years**

(21) **Appl. No.:** **29/310,395**

(22) **Filed:** **Aug. 12, 2008**

Related U.S. Application Data

(63) Continuation-in-part of application No. 29/296,939,
filed on Oct. 31, 2007.

(51) **LOC (9) Cl.** **08-03**

(52) **U.S. Cl.** **D8/99**

(58) **Field of Classification Search** D8/98,
D8/99, 107; 30/162, 320, 335, 336, 337,
30/125

See application file for complete search history.

(56) **References Cited**

U.S. PATENT DOCUMENTS

| | | | | | | |
|-----------|---|---|---------|-----------------|-------|--------|
| 5,604,984 | A | * | 2/1997 | Shepherd et al. | | 30/125 |
| D413,247 | S | * | 8/1999 | Schmidt | | D8/99 |
| 5,960,545 | A | * | 10/1999 | Shepherd et al. | | 30/125 |
| D426,133 | S | * | 6/2000 | Degen et al. | | D8/99 |
| D433,304 | S | * | 11/2000 | Schmidt | | D8/99 |

D438,084 S * 2/2001 Khachatoorian D8/99

D449,771 S * 10/2001 Douglas et al. D8/107

D484,021 S * 12/2003 Mariol D8/99

D524,629 S * 7/2006 Wu D8/99

D530,179 S * 10/2006 Schmidt D8/99

* cited by examiner

Primary Examiner—Philip S Hyder

(74) *Attorney, Agent, or Firm*—Melvin K. Silverman; Yi Li

(57) **CLAIM**

The ornamental design for a retractable utility knife, as shown
and described.

DESCRIPTION

FIG. 1 is a perspective view of a retractable utility knife
showing the blade thereof in an extended position.

FIG. 2 is a top plan view thereof;

FIG. 3 is a bottom plan view thereof;

FIG. 4 is a left side elevation view thereof;

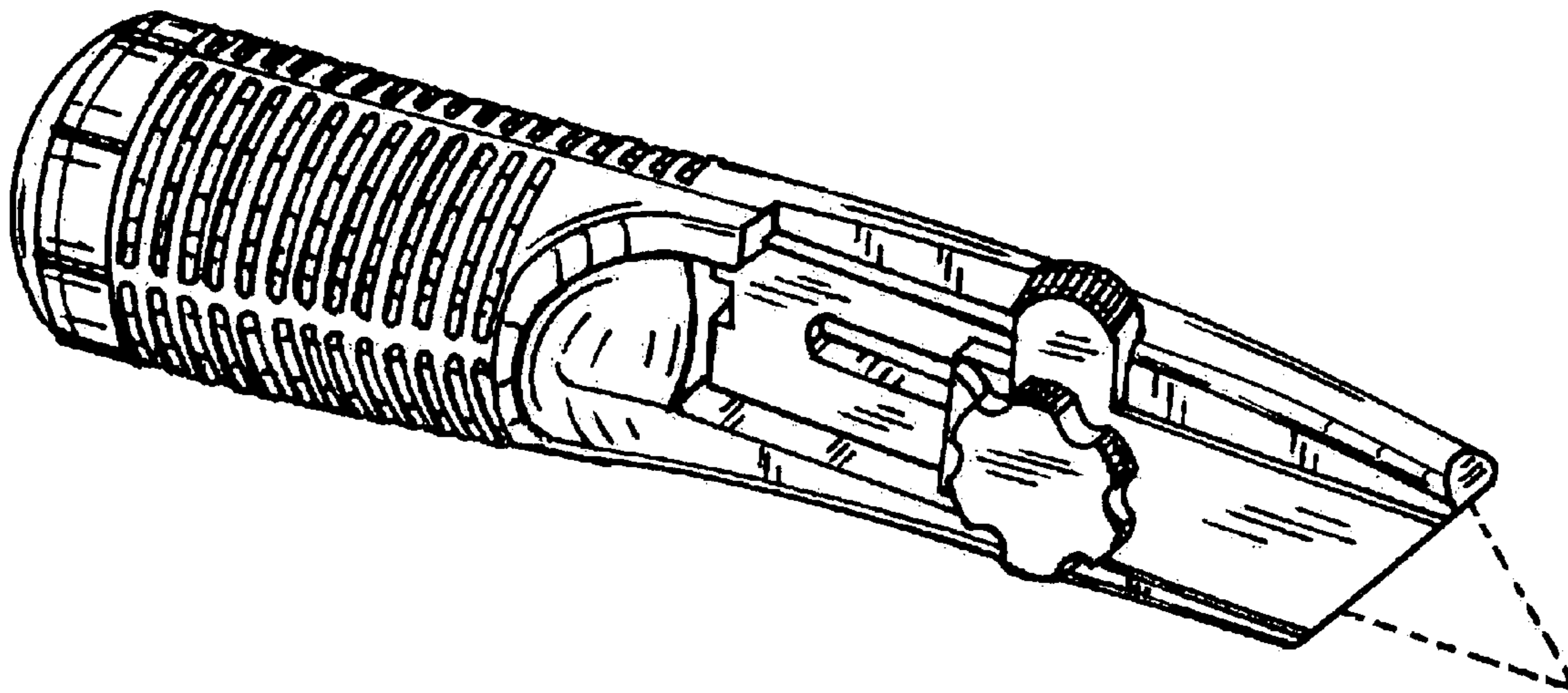
FIG. 5 is a right side elevation view thereof;

FIG. 6 a rear elevation view thereof; and,

FIG. 7 is a front elevation view thereof.

The broken line showing of the blade is included for the
purpose of illustrating environmental structure and forms no
part of the claimed design.

1 Claim, 4 Drawing Sheets



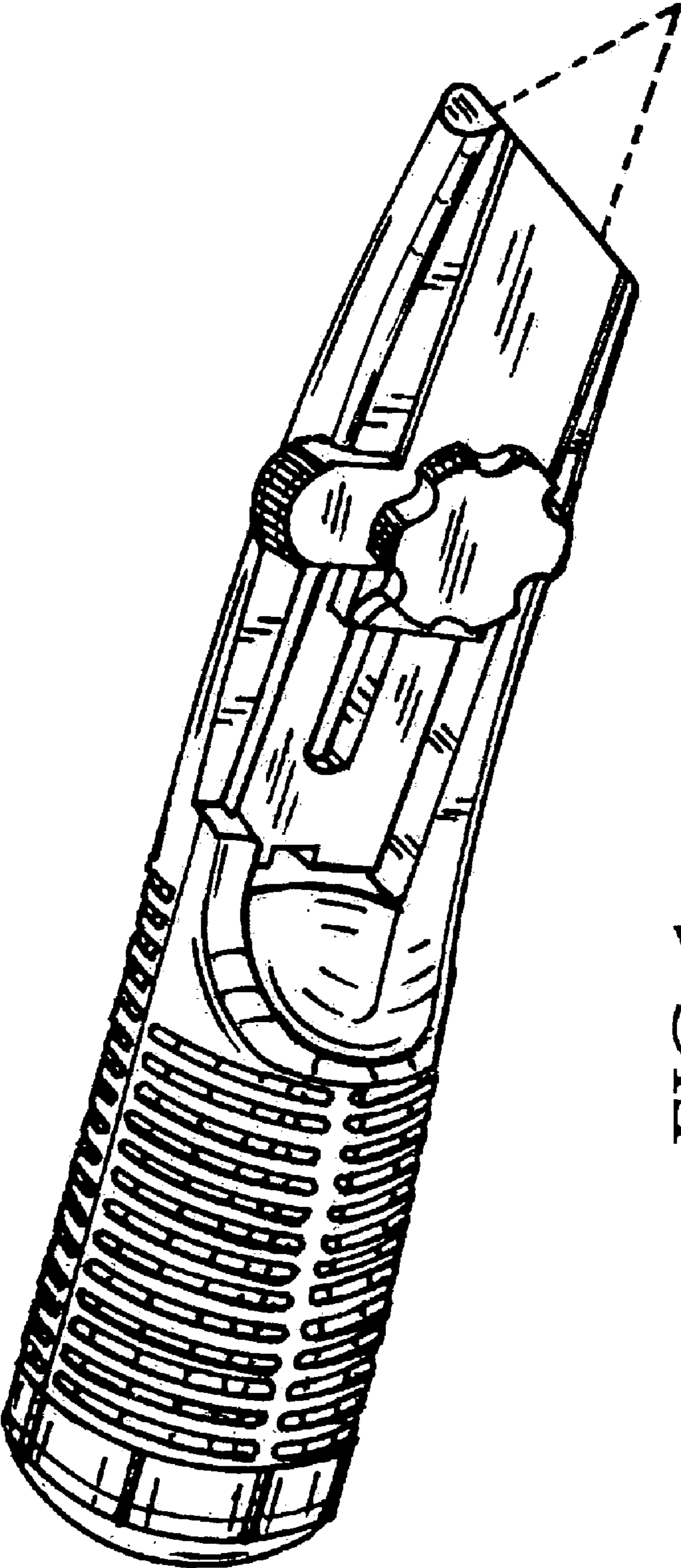


FIG. 1

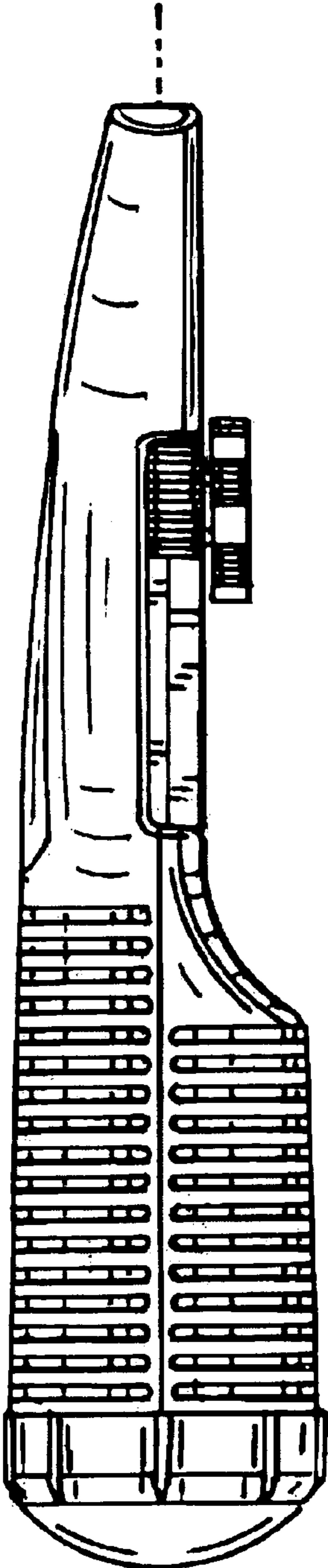


FIG. 2

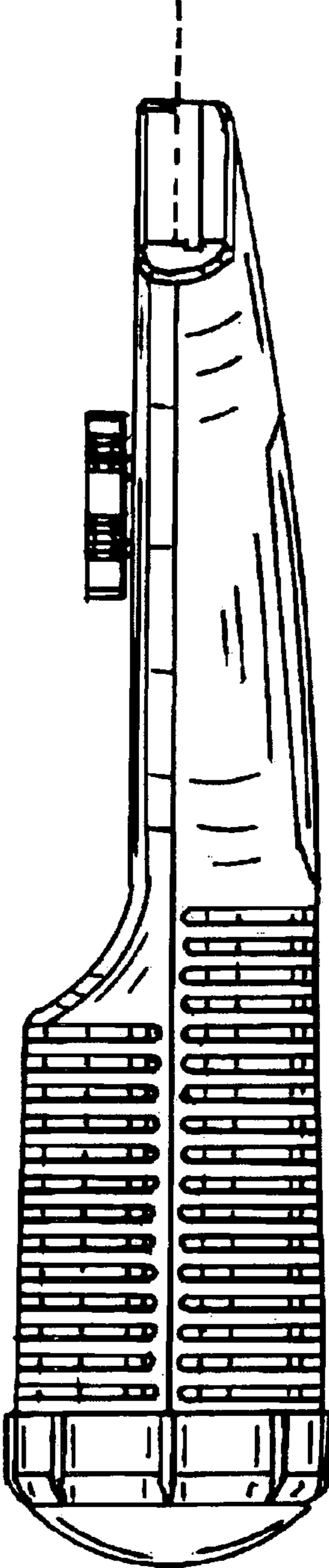


FIG. 3




FIG. 4




FIG. 5

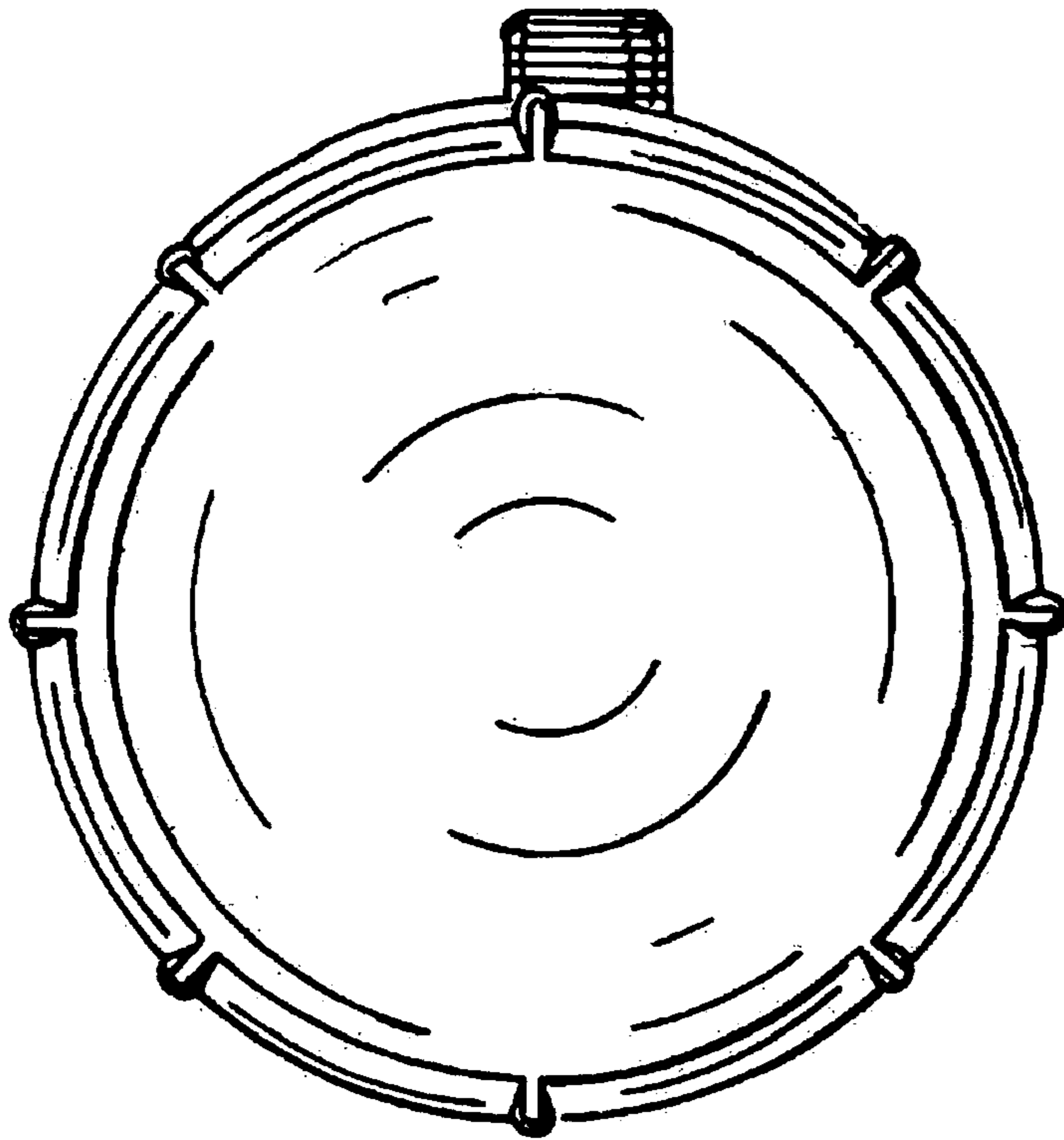


FIG. 6

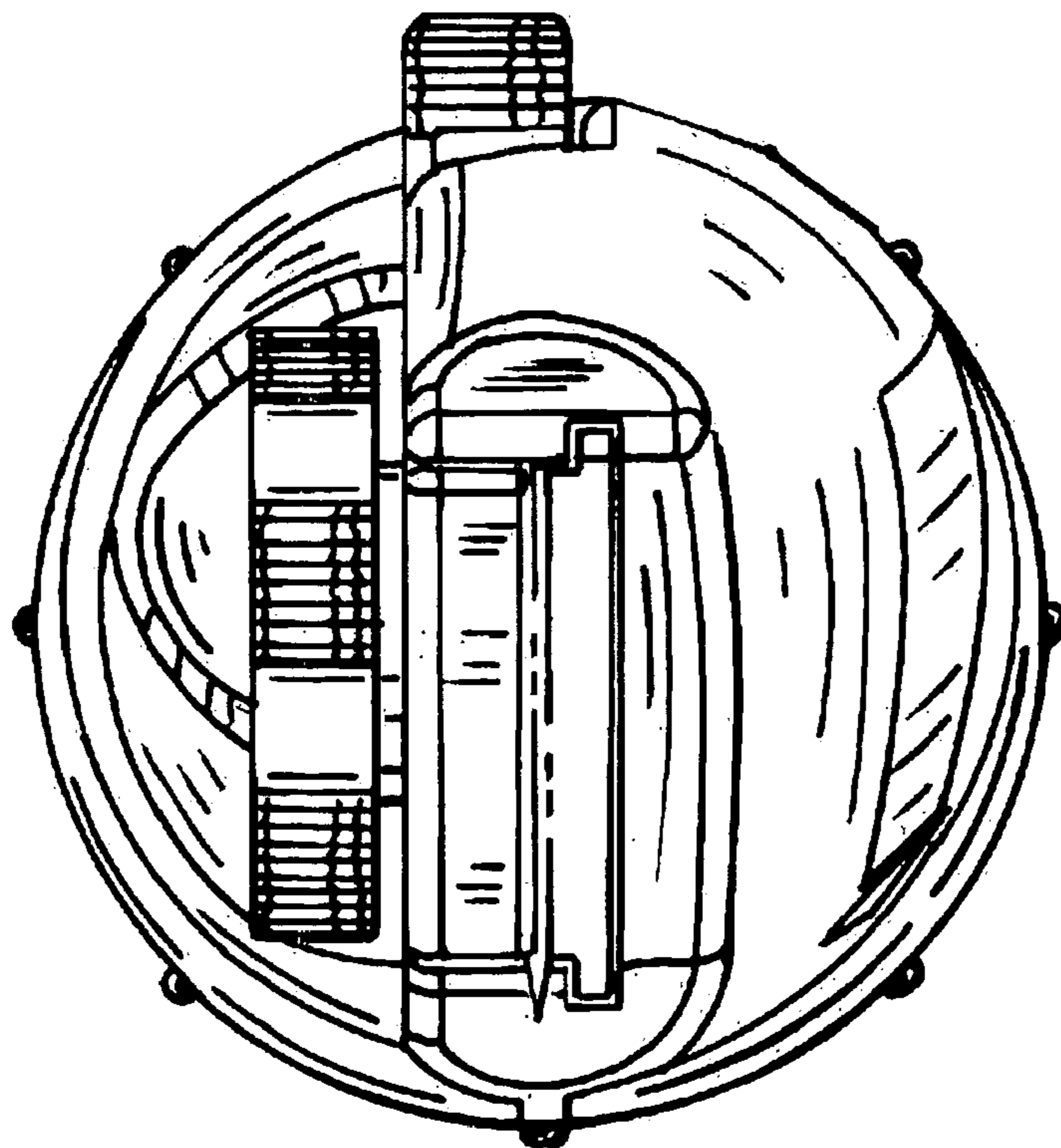


FIG. 7