



US00D606820S

(12) **United States Design Patent**  
**Burke, III**

(10) **Patent No.:** **US D606,820 S**  
(45) **Date of Patent:** **\*\* Dec. 29, 2009**

(54) **JIGSAW BLADE**

(74) *Attorney, Agent, or Firm*—McCarter & English, LLP

(75) Inventor: **William A. Burke, III**, East Longmeadow, MA (US)

(57) **CLAIM**

(73) Assignee: **Irwin Industrial Tool Company**, Huntersville, NC (US)

The ornamental design for jigsaw blade, as shown and described.

(\*\*) Term: **14 Years**

(21) Appl. No.: **29/334,248**

(22) Filed: **Mar. 23, 2009**

**DESCRIPTION**

**Related U.S. Application Data**

(62) Division of application No. 29/285,759, filed on Apr. 9, 2007, now Pat. No. Des. 588,884, which is a division of application No. 29/263,458, filed on Jul. 24, 2006, now Pat. No. Des. 551,269, which is a division of application No. 29/211,832, filed on Aug. 23, 2004, now Pat. No. Des. 527,233.

FIG. 1 is a perspective view of a jigsaw blade in accordance with a first embodiment of the present invention.

FIG. 2 is a right side elevation view thereof;

FIG. 3 is a rear elevation view thereof;

FIG. 4 is a front elevation view thereof;

FIG. 5 is a left side elevation view thereof;

FIG. 6 is a bottom elevation view thereof; and

FIG. 7 is a top elevation view thereof.

(51) **LOC (9) Cl.** ..... **08-03**

(52) **U.S. Cl.** ..... **D8/20**

(58) **Field of Classification Search** ..... D8/16,  
D8/18–20, 64, 95–104; D22/117, 118; D24/146;  
7/118, 148; 30/142, 144, 162, 165, 166.3,  
30/272.1, 314, 320, 346, 346.5, 346.55, 346.56,  
30/349, 351, 355–357

FIG. 8 is a perspective view of a jigsaw blade in accordance with a second embodiment of the present invention.

FIG. 9 is a right side elevation view thereof;

FIG. 10 is a rear elevation view thereof;

FIG. 11 is a front elevation view thereof;

FIG. 12 is a left side elevation view thereof;

FIG. 13 is a bottom elevation view thereof; and,

FIG. 14 is a top elevation view thereof.

See application file for complete search history.

The broken lines in the figures show structure or boundaries that are not part of the claimed design. Each of the colored blades bears a distinctive gold stripe extending along and adjacent to its cutting edge, and a contrasting white portion adjacent to the gold stripe. As indicated by the lining and stippling in the figures, the cutting edge portion of each blade has been lined to indicate a gold-colored stripe, and the portions of each blade adjacent to each gold-colored stripe include stippling to indicate a contrasting color white.

(56) **References Cited**

**U.S. PATENT DOCUMENTS**

D44,561 S \* 8/1913 Gouck ..... D8/95  
1,194,503 A 8/1916 Jawoisch

(Continued)

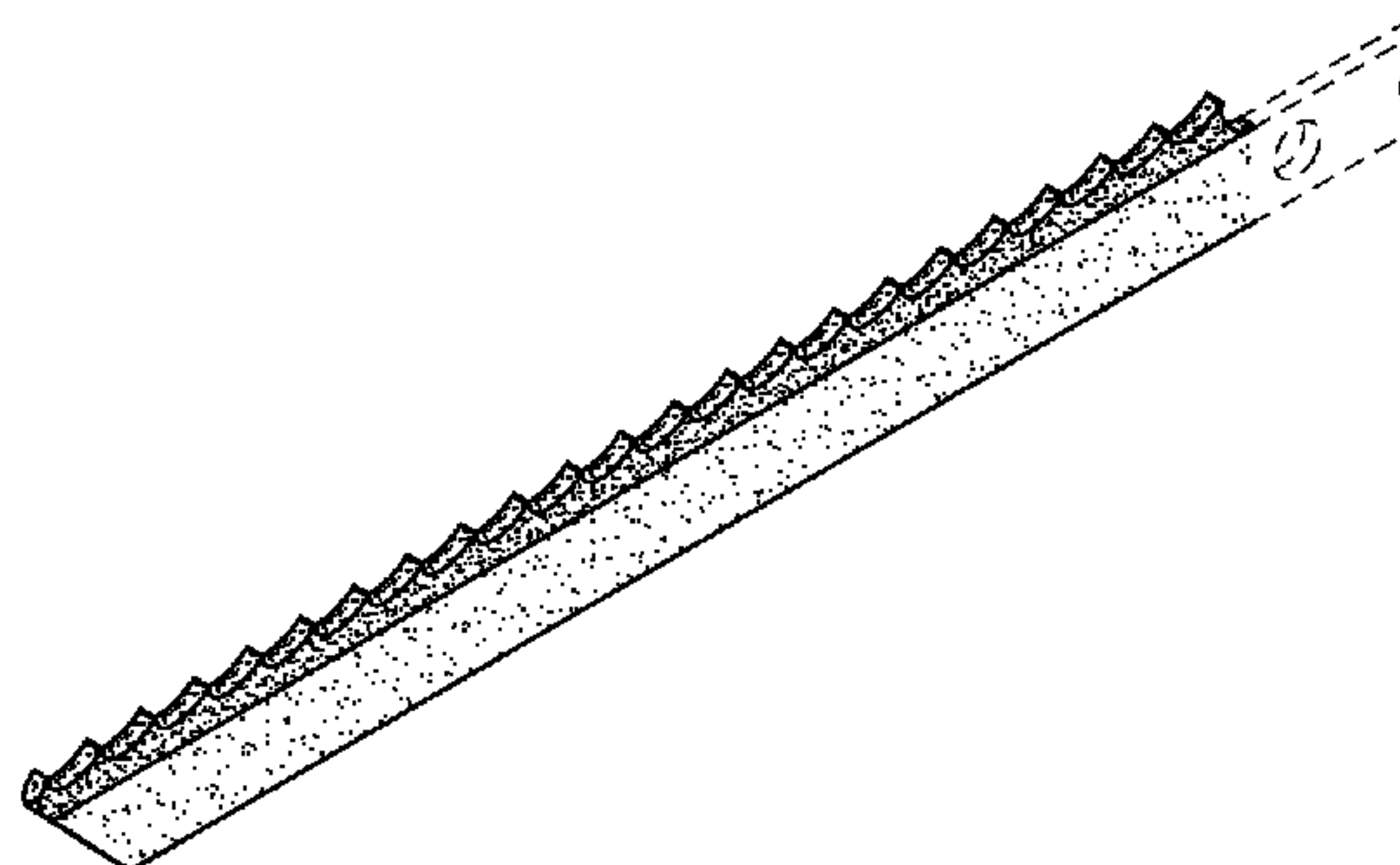
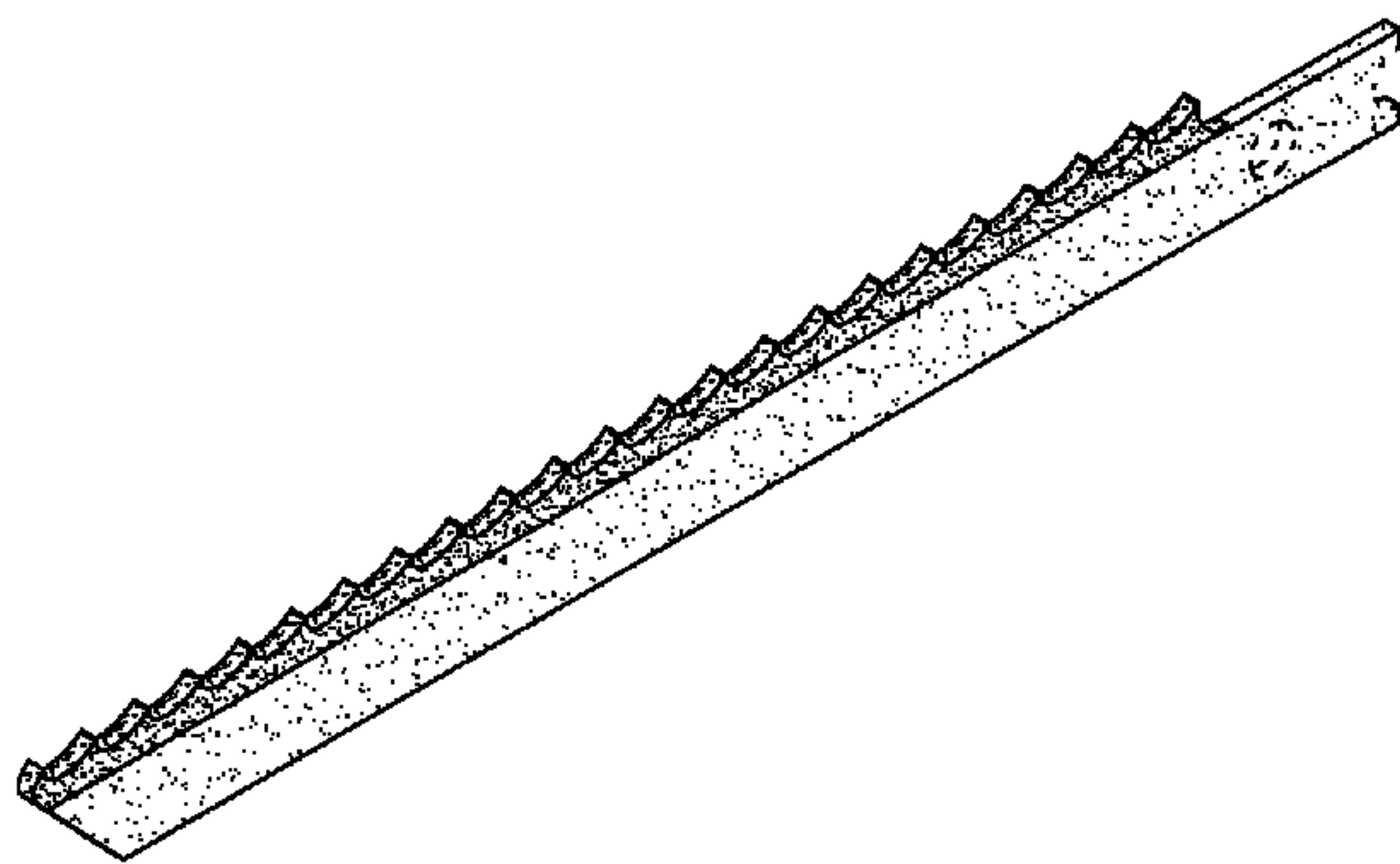
**OTHER PUBLICATIONS**

William Henry, B04 Pikatti Knife, 2005, <http://www.onlyfineknives.com/knife.php?k=224451>.

(Continued)

*Primary Examiner*—Caron Veynar  
*Assistant Examiner*—Garth Rademaker

**1 Claim, 2 Drawing Sheets**



# US D606,820 S

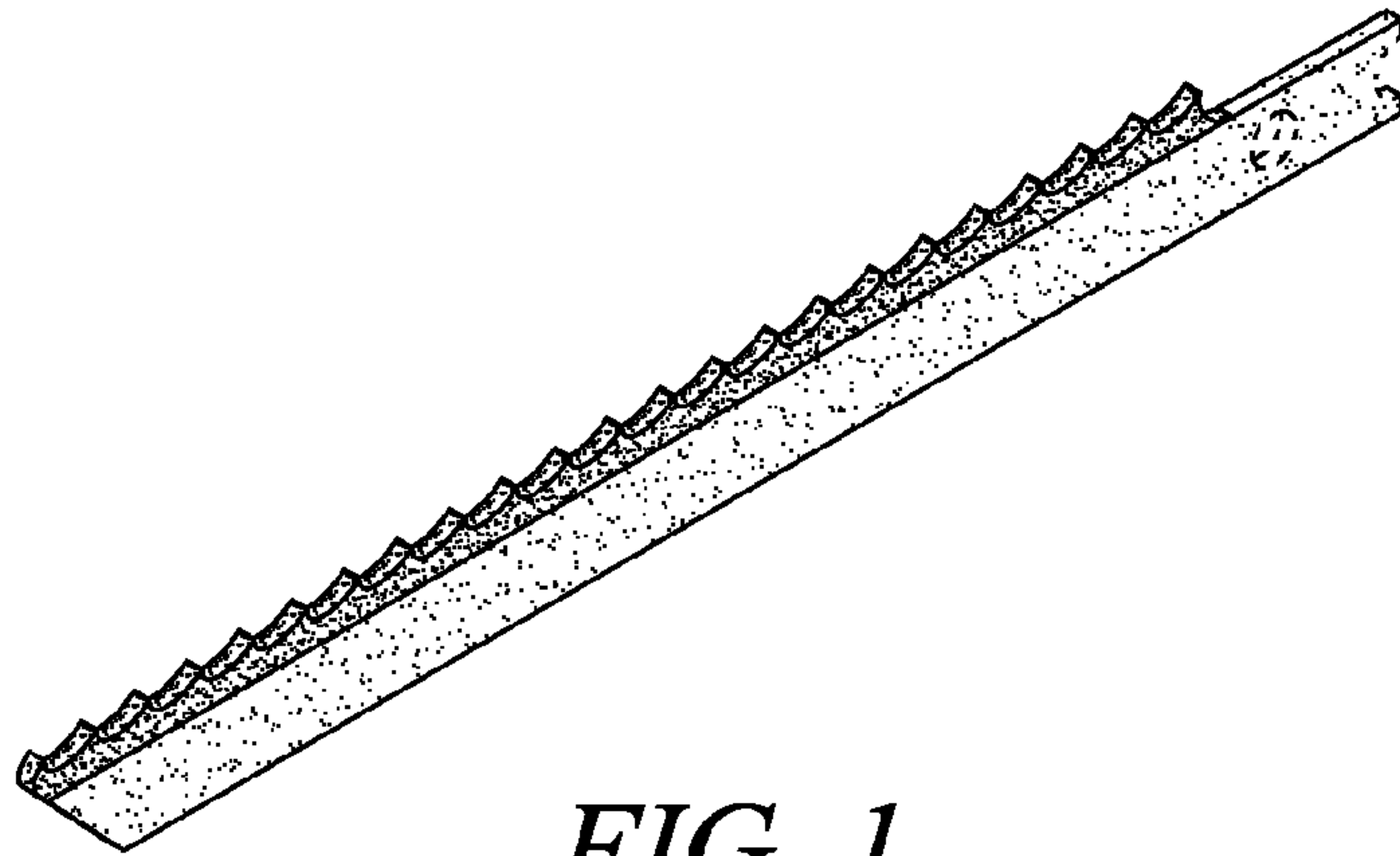
## U.S. PATENT DOCUMENTS

1,564,105 A	12/1925	Ouellet		D412,822 S	8/1999	Gilbert et al.
1,713,972 A	5/1929	Lufkin		D422,185 S	4/2000	Gold
D139,299 S	10/1944	Walters		D423,038 S	4/2000	Shimoyama et al.
D160,574 S	10/1950	Carlson		D443,495 S	6/2001	Wang
2,817,899 A	12/1957	Wheeler		D450,552 S	11/2001	Mason
3,221,709 A	12/1965	Racaj Montemayer		D455,057 S	4/2002	Medhurst
D204,877 S	5/1966	West		6,363,614 B1	4/2002	Umstead et al.
3,593,419 A	7/1971	Hula		D457,269 S	5/2002	Arey
3,804,238 A	4/1974	Howard		D459,172 S	6/2002	Bissell
3,929,050 A	12/1975	Salzwedel		6,438,849 B1	8/2002	Wonderley
4,089,112 A	5/1978	Richards		D462,241 S	9/2002	Lothe
4,180,909 A	1/1980	Lind		6,578,268 B2	6/2003	Hawketts
D264,800 S	6/1982	Osada		D478,919 S	8/2003	Morton et al.
D264,801 S	6/1982	Osada		D479,108 S	9/2003	Schmidt
D266,735 S	11/1982	Hahn		6,708,410 B2	3/2004	Okada
D281,979 S	12/1985	Meier		6,718,640 B1	4/2004	John
4,631,829 A	12/1986	Schmidt et al.		D508,389 S	8/2005	Polk
4,651,425 A	3/1987	Livian		D517,894 S *	3/2006	Kondo et al. .... D8/99
4,660,284 A	4/1987	Decarolis		D539,616 S	4/2007	Taylor et al.
4,757,612 A	7/1988	Peyrot		D559,044 S	1/2008	Ono
D300,897 S	5/1989	Hagberg et al.		2002/0121023 A1	9/2002	Kocher et al.
4,891,884 A	1/1990	Torbet		2003/0084575 A1	5/2003	Chen
D324,326 S	3/1992	Lu		2003/0088985 A1	5/2003	Huang
D342,270 S	12/1993	Kwang		2003/0200661 A1	10/2003	Okada
D359,967 S	7/1995	Eichenberg et al.		2005/0022390 A1	2/2005	Whitemiller et al.
D368,633 S	4/1996	Nakayama		2005/0050734 A1	3/2005	Kesinger
D382,885 S	8/1997	Deiner et al.		2005/0172416 A1	8/2005	Feliciano
D388,318 S	12/1997	Achterberg et al.		2005/0193566 A1	9/2005	Brown et al.
5,803,678 A	9/1998	Korb et al.		2005/0262702 A1	12/2005	Hawthorn
5,806,189 A *	9/1998	Bailey ..... 30/162		2007/0227012 A1 *	10/2007	Constantine et al. .... 30/162
D401,822 S	12/1998	Pearlman		2007/0245574 A1 *	10/2007	Green ..... 30/346.5
D406,220 S	3/1999	Schmidt		2009/0106909 A1 *	4/2009	Tyers ..... 7/118
D406,221 S	3/1999	Schmidt				
5,906,050 A	5/1999	Gilbert				
5,909,930 A	6/1999	Ragland et al.				
D412,654 S	8/1999	Gilbert et al.				
D412,655 S	8/1999	Gilbert et al.				

## OTHER PUBLICATIONS

Flexible Bi-Metal Hacksaw Blade H888, 2008, [http://www.alibaba.com/productt-gs/210815366/Flexible\\_bi\\_metal\\_hacksaw\\_blade\\_H888.html](http://www.alibaba.com/productt-gs/210815366/Flexible_bi_metal_hacksaw_blade_H888.html).

\* cited by examiner



*FIG. 1*



*FIG. 2*



*FIG. 3*



*FIG. 4*



*FIG. 5*



*FIG. 6*



*FIG. 7*



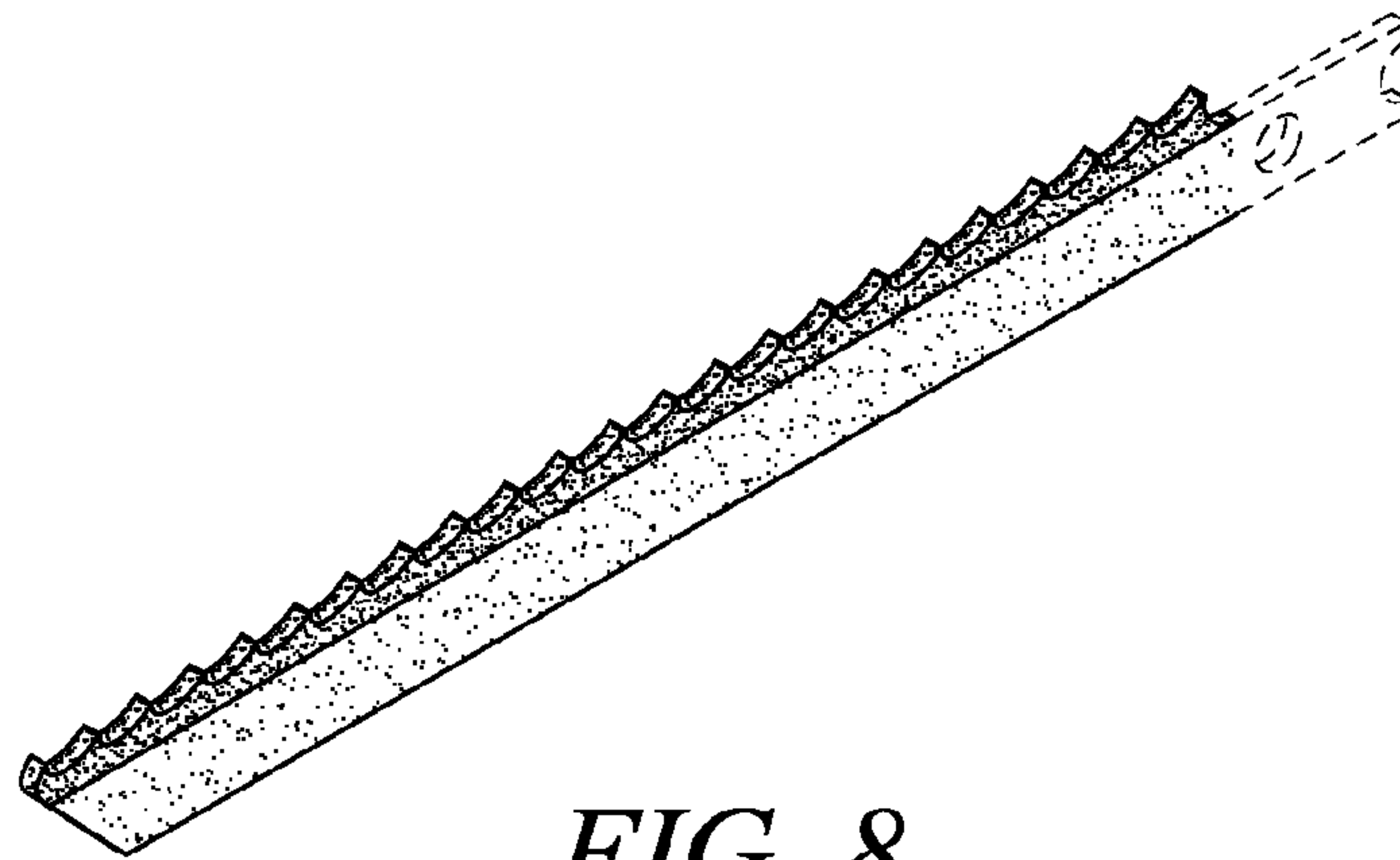


FIG. 8




FIG. 9

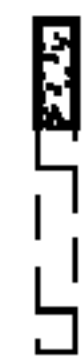


FIG. 10



FIG. 11

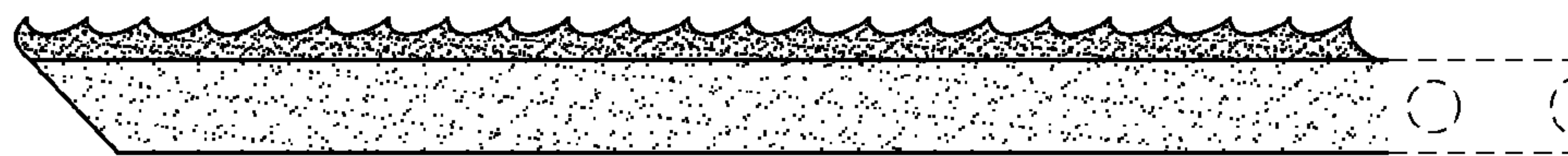


FIG. 12



FIG. 13



FIG. 14