



US00D606819S

(12) **United States Design Patent**
Beckett et al.

(10) **Patent No.:** **US D606,819 S**
(45) **Date of Patent:** **** Dec. 29, 2009**

(54) **DISPENSING GUN**

2002/0108971 A1 8/2002 Lafond
2006/0027605 A1 2/2006 Beckett et al.

(75) Inventors: **Clifford Beckett**, Berkshire (GB);
Andrew Leech, Berkshire (GB)

FOREIGN PATENT DOCUMENTS

(73) Assignee: **P.C. Cox Limited**, Berkshire (GB)

DE	26 22 093	12/1977
DE	94 14 069.3	12/1994
EP	0 236 129 A2	9/1987
EP	0 279 992 A2	8/1988
EP	0 443 611 A2	8/1991
EP	0 543 776 B1	5/1993
EP	0 791 403 A1	8/1997
EP	1 623 770 A2	2/2006
EP	1 623 770 A3	2/2006
GB	530862	12/1940

(**) Term: **14 Years**

(21) Appl. No.: **29/333,663**

(22) Filed: **Mar. 12, 2009**

Related U.S. Application Data

(63) Continuation of application No. 11/196,704, filed on Aug. 3, 2002, now abandoned.

OTHER PUBLICATIONS

(30) **Foreign Application Priority Data**

Aug. 6, 2004 (GB) 0417593

European Search Report for EP 1 623 770 to Clifford Beckett (Jul. 11, 2008) (7 pages).

* cited by examiner

(51) **LOC (9) Cl.** **08-05**

Primary Examiner—Holly H Baynham

(52) **U.S. Cl.** **D8/14.1**

Assistant Examiner—Sheryl Lane

(58) **Field of Classification Search** D8/14.1;
222/321.1, 309, 160, 174, 82, 323, 325, 137,
222/835, 391

(74) *Attorney, Agent, or Firm*—Patterson, Thunte, Skaar & Christensen, P.A.

See application file for complete search history.

(57) **CLAIM**

(56) **References Cited**

The ornamental design for a dispensing gun, as shown and described.

U.S. PATENT DOCUMENTS

DESCRIPTION

4,067,479 A	1/1978	Moline	
4,541,192 A	9/1985	Flodman et al.	
4,718,186 A	1/1988	Mattarelli	
4,994,065 A *	2/1991	Gibbs et al.	606/92
5,005,735 A	4/1991	Keller	
5,248,068 A	9/1993	Goergen et al.	
5,336,014 A	8/1994	Keller	
5,361,946 A	11/1994	Ginther et al.	
5,520,658 A	5/1996	Holm	
5,875,928 A	3/1999	Müller et al.	
5,924,600 A	7/1999	Keller	
6,030,214 A	2/2000	Zwingenberger	
6,047,861 A	4/2000	Vidal et al.	
6,241,708 B1	6/2001	Reilly et al.	
6,325,249 B1 *	12/2001	Keller	222/137
6,450,370 B2 *	9/2002	Keller	222/327
6,607,512 B2	8/2003	Oliver et al.	
6,716,195 B2	4/2004	Nolan, Jr. et al.	
7,264,143 B2 *	9/2007	Khubani et al.	222/325

FIG. 1 is a front perspective view of a dispensing gun according to an embodiment of the invention;

FIG. 2 is a top plan view of the dispensing gun depicted in FIG. 1;

FIG. 3 is a side elevation view of the dispensing gun depicted in FIG. 1;

FIG. 4 is a front elevation view of the dispensing gun depicted in FIG. 1; and,

FIG. 5 is a rear elevation view of the dispensing gun depicted in FIG. 1.

The bottom view of the dispensing gun forms no part of the claimed ornamental design. The opposing side elevation view of the dispensing gun is the same as the side elevation view of the dispensing gun depicted in FIG. 3.

1 Claim, 5 Drawing Sheets

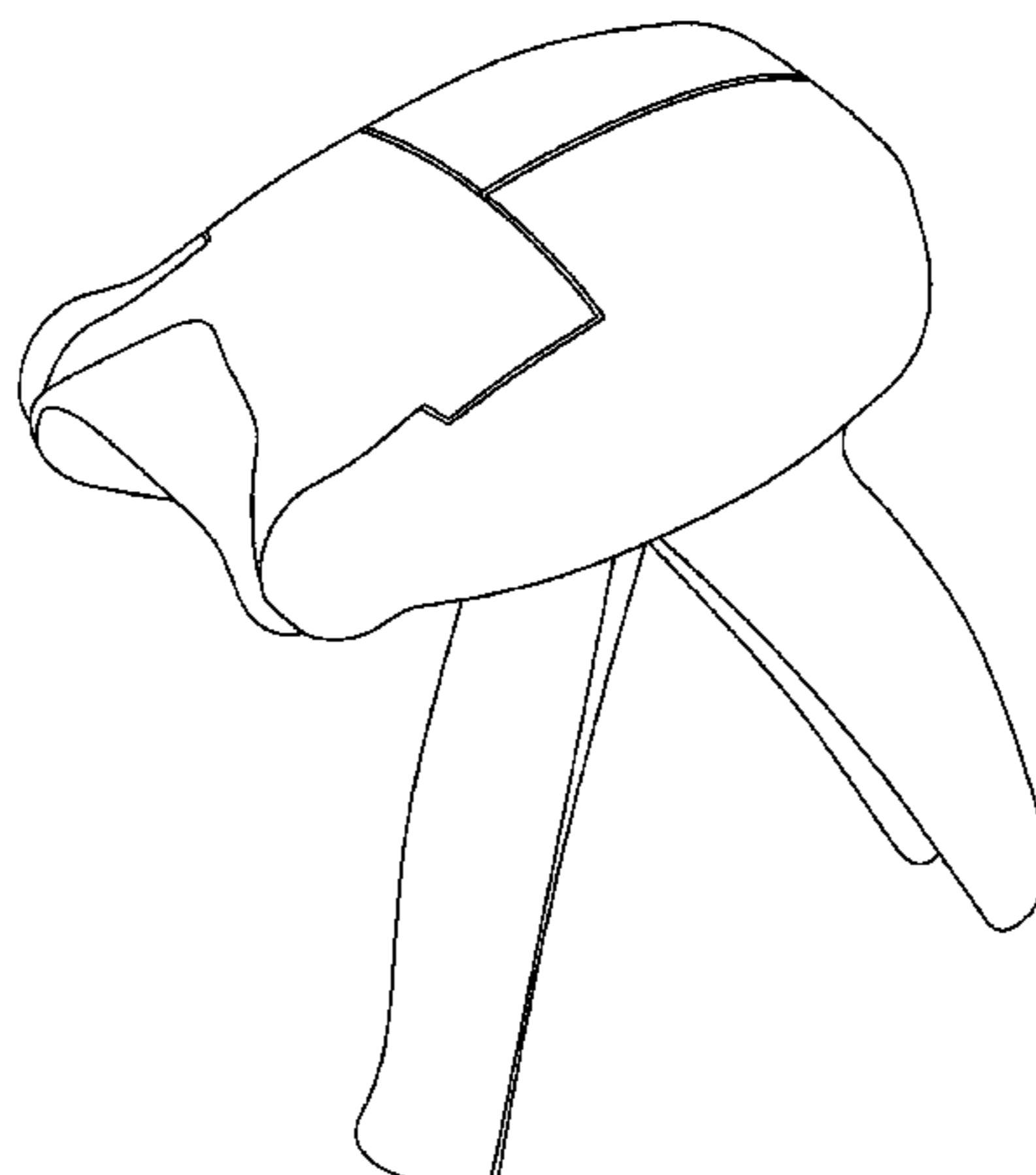


Fig. 1

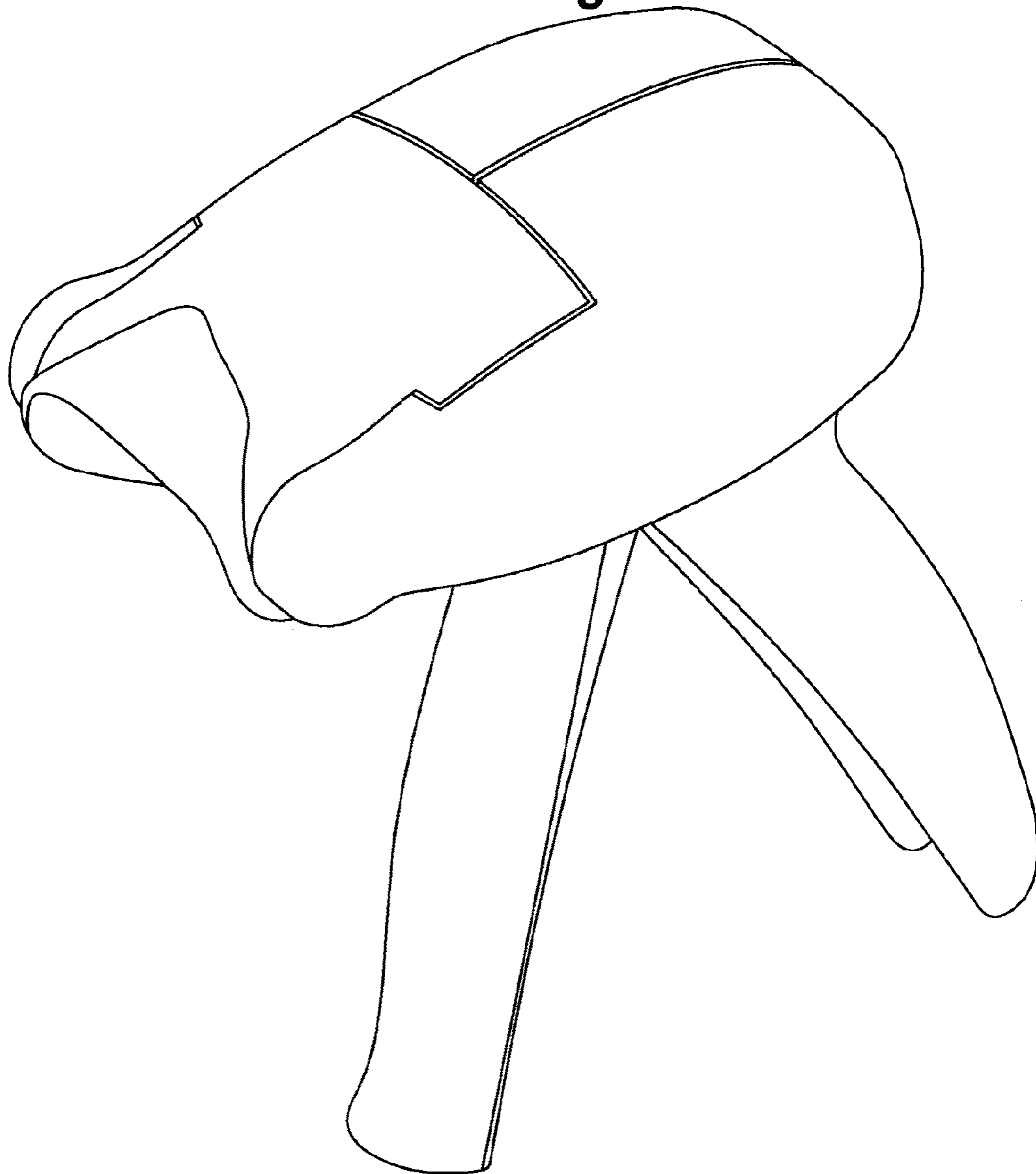


Fig. 2

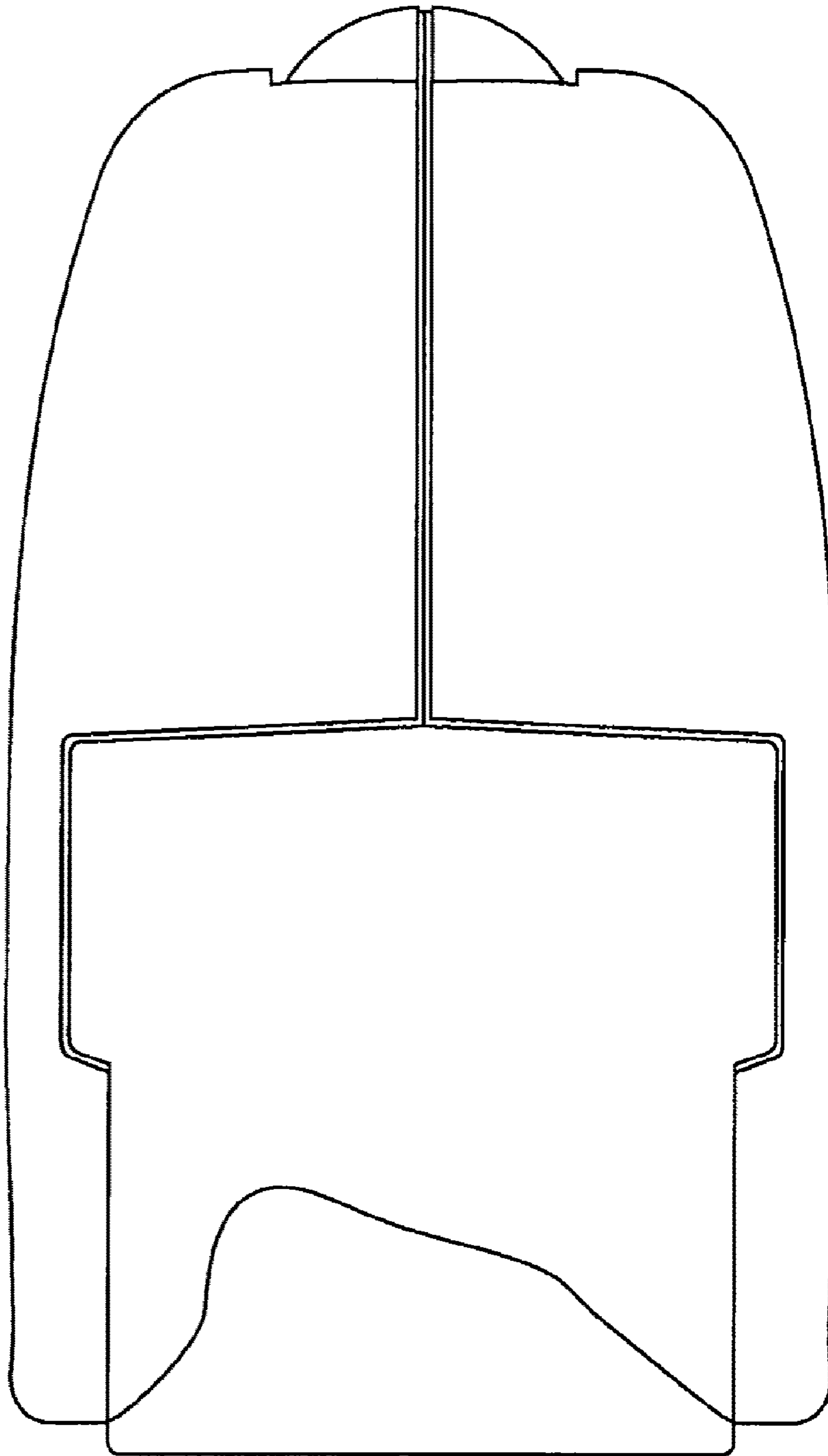


Fig. 3

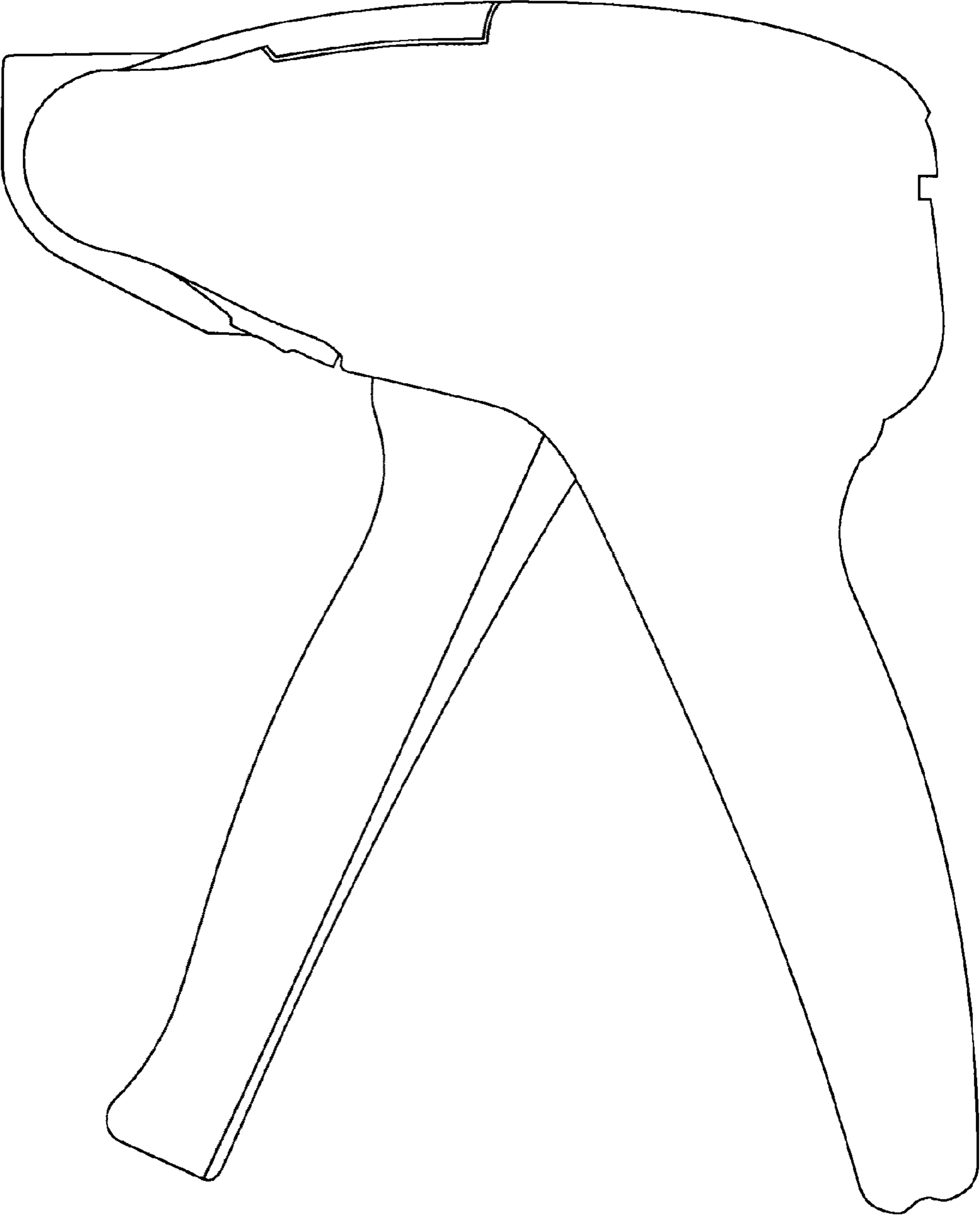


Fig. 4

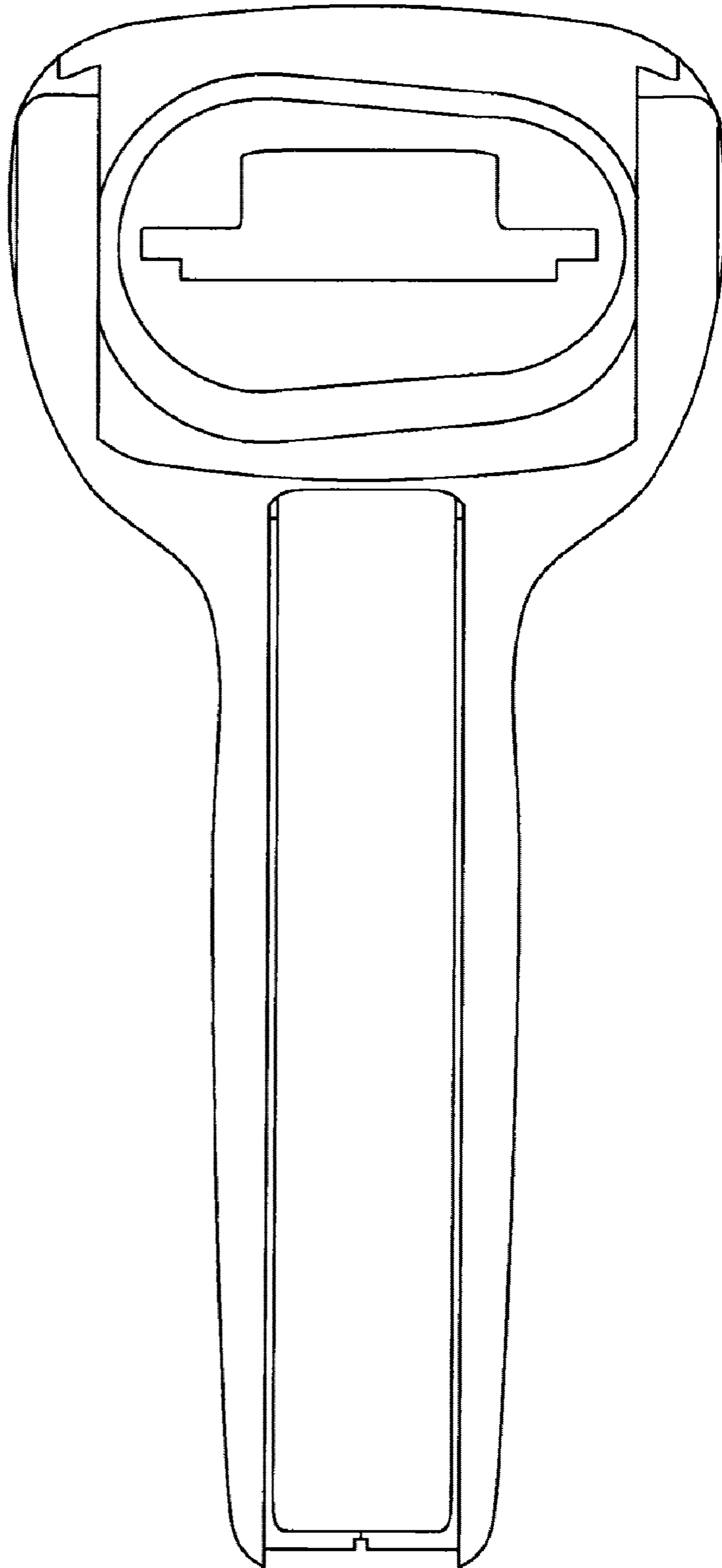
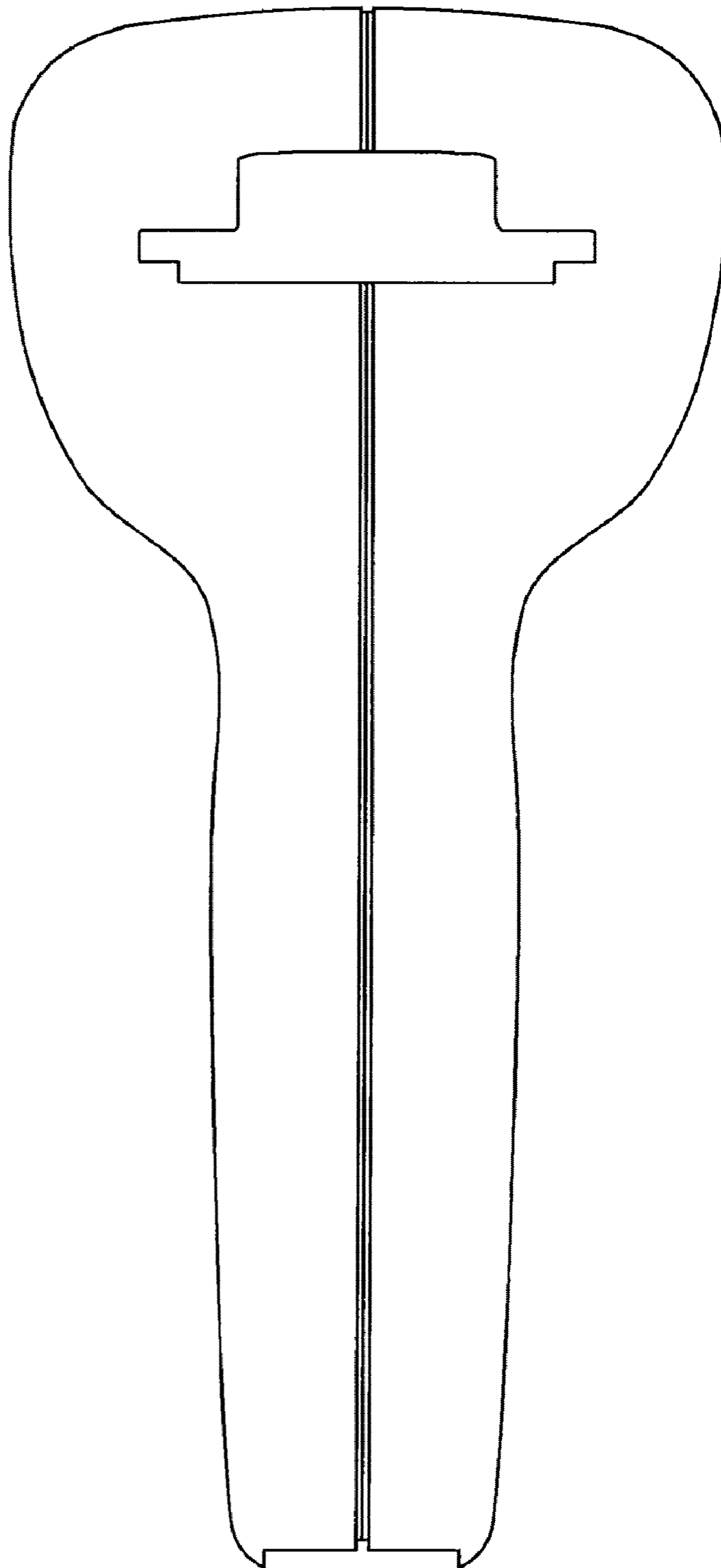


Fig. 5



UNITED STATES PATENT AND TRADEMARK OFFICE
CERTIFICATE OF CORRECTION

PATENT NO. : Des. 606,819 S
APPLICATION NO. : 29/333663
DATED : December 29, 2009
INVENTOR(S) : Beckett et al.

Page 1 of 1

It is certified that error appears in the above-identified patent and that said Letters Patent is hereby corrected as shown below:

On Title Page Item 63:


Delete "2002" and insert --2005--.

On Title Page Item 30:

Delete "0417593" and insert --0417593.1--.

Signed and Sealed this

Twenty-third Day of February, 2010

A handwritten signature in black ink that reads "David J. Kappos". The signature is written in a cursive, flowing style.

David J. Kappos
Director of the United States Patent and Trademark Office