



US00D606798S

(12) **United States Design Patent**
Baek et al.

(10) **Patent No.:** **US D606,798 S**

(45) **Date of Patent:** **** Dec. 29, 2009**

(54) **MICROWAVE OVEN**

(75) Inventors: **Byung Kook Baek**, Kyungki-Do (KR);
Ji Young Shin, Seoul (KR)

(73) Assignee: **Samsung Electronics Co., Ltd.**, Suwon (KR)

(**) Term: **14 Years**

(21) Appl. No.: **29/331,982**

(22) Filed: **Feb. 6, 2009**

(51) **LOC (9) Cl.** **07-02**

(52) **U.S. Cl.** **D7/351**

(58) **Field of Classification Search** D7/350.1,
D7/350.3, 350.4, 351, 402, 405, 349; 219/756-758;
126/19 M, 275 E, 273 A
See application file for complete search history.

(56) **References Cited**

U.S. PATENT DOCUMENTS

D302,927 S *	8/1989	Yoshida	D7/351
D384,545 S *	10/1997	Wang	D7/350.4
D409,437 S *	5/1999	Nakano et al.	D7/351
D412,083 S *	7/1999	Okuda et al.	D7/351
D412,807 S *	8/1999	Noda et al.	D7/351
D429,595 S *	8/2000	Kusachi et al.	D7/351

D442,008 S *	5/2001	Noda et al.	D7/351
D468,578 S *	1/2003	Fukuda et al.	D7/351
D509,400 S *	9/2005	Kanza	D7/351
D514,873 S *	2/2006	Sakai	D7/351
D516,370 S *	3/2006	Tsujita	D7/351
D518,680 S *	4/2006	Kim	D7/351

* cited by examiner

Primary Examiner—Ruth McInroy

(74) *Attorney, Agent, or Firm*—Ladas and Parry LLP

(57) **CLAIM**

We claim the ornamental design for a microwave oven, as shown and described.

DESCRIPTION

FIG. 1 is a top, front and right-side perspective view of a microwave oven showing our new design;
FIG. 2 is a front elevational view thereof;
FIG. 3 is a rear elevational view thereof;
FIG. 4 is a left-side elevational view thereof;
FIG. 5 is a right-side elevational view thereof;
FIG. 6 is a top plan view thereof; and,
FIG. 7 is a bottom plan view thereof.

1 Claim, 4 Drawing Sheets

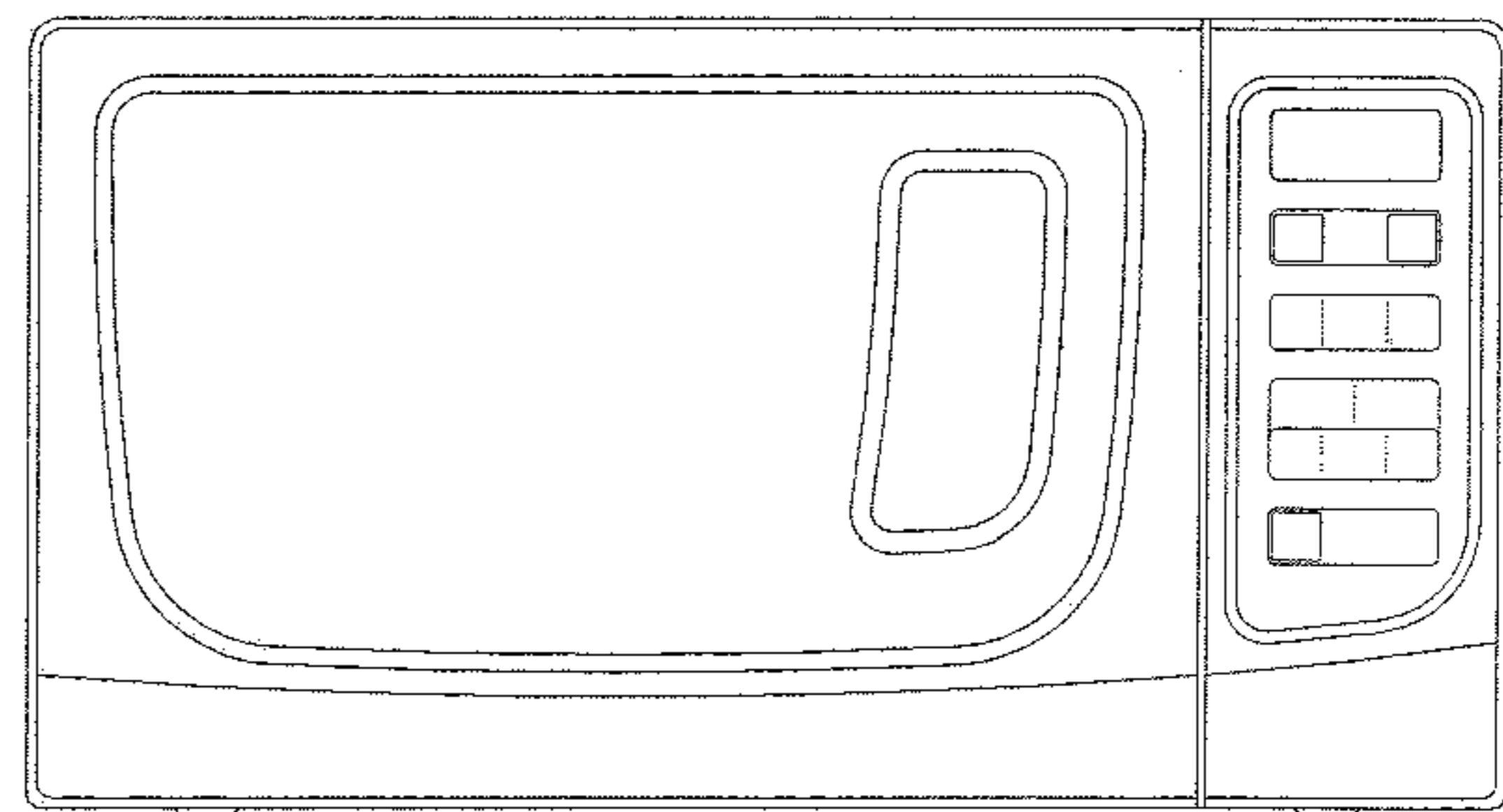
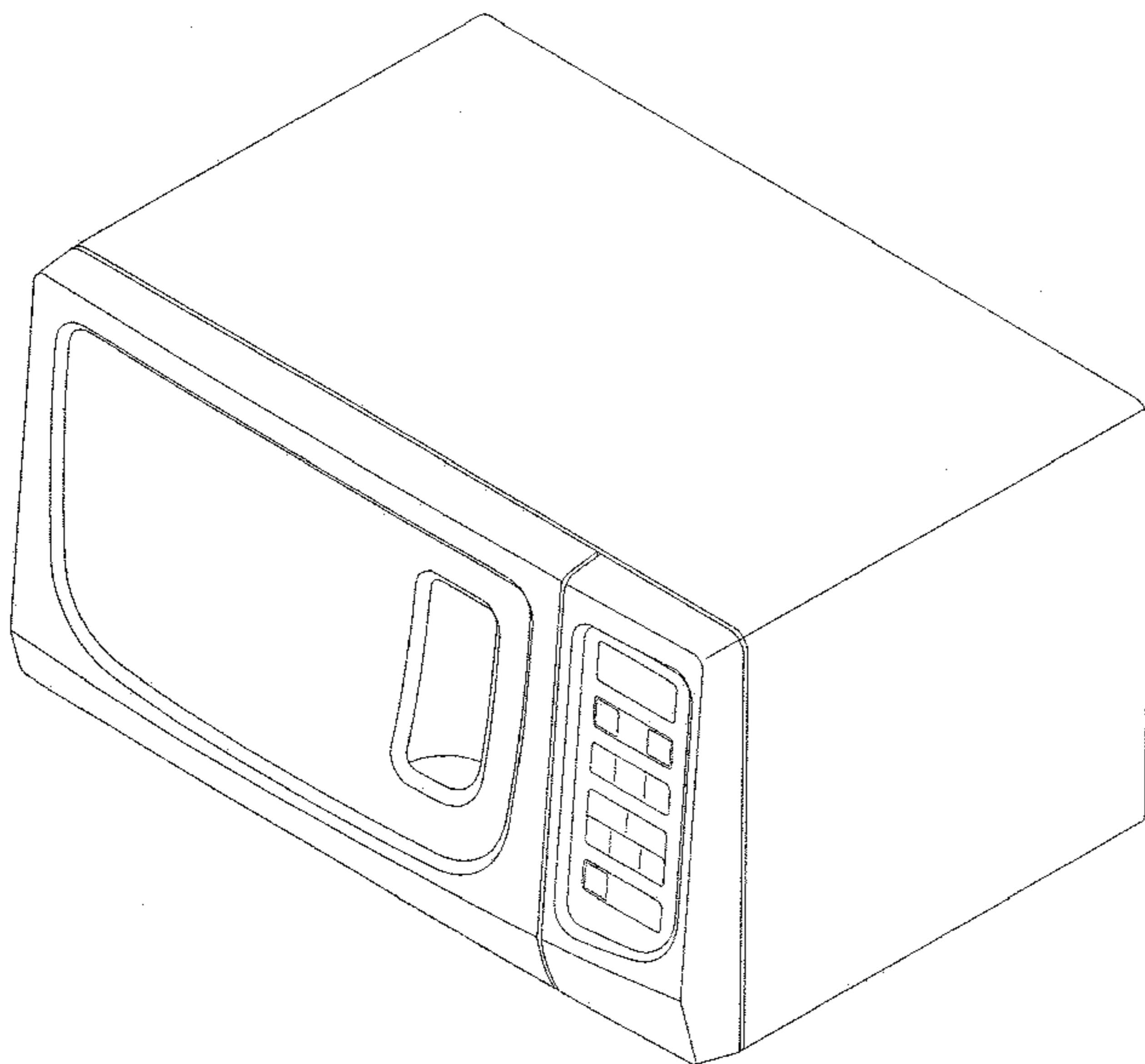


FIG. 1

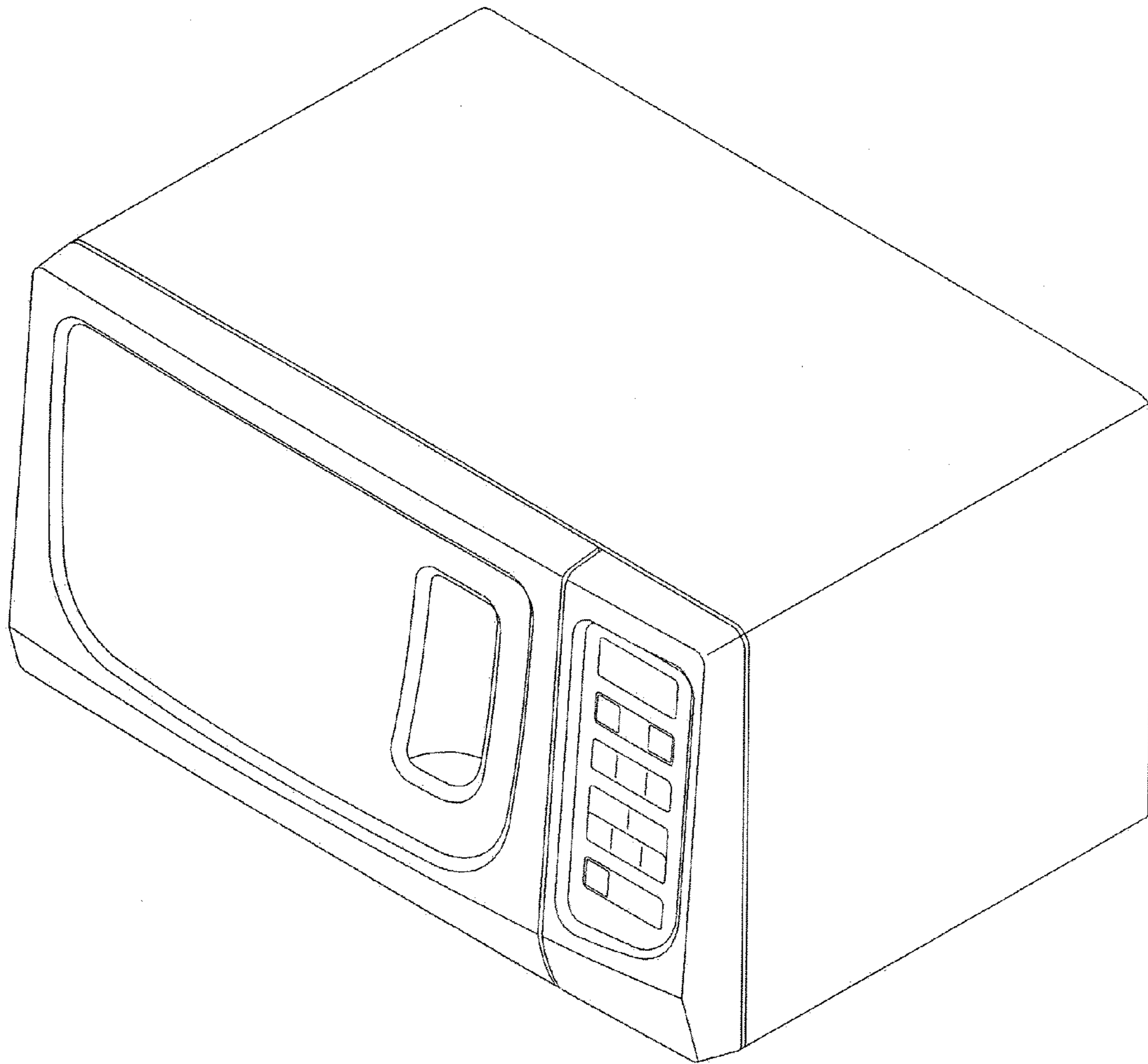


FIG. 2

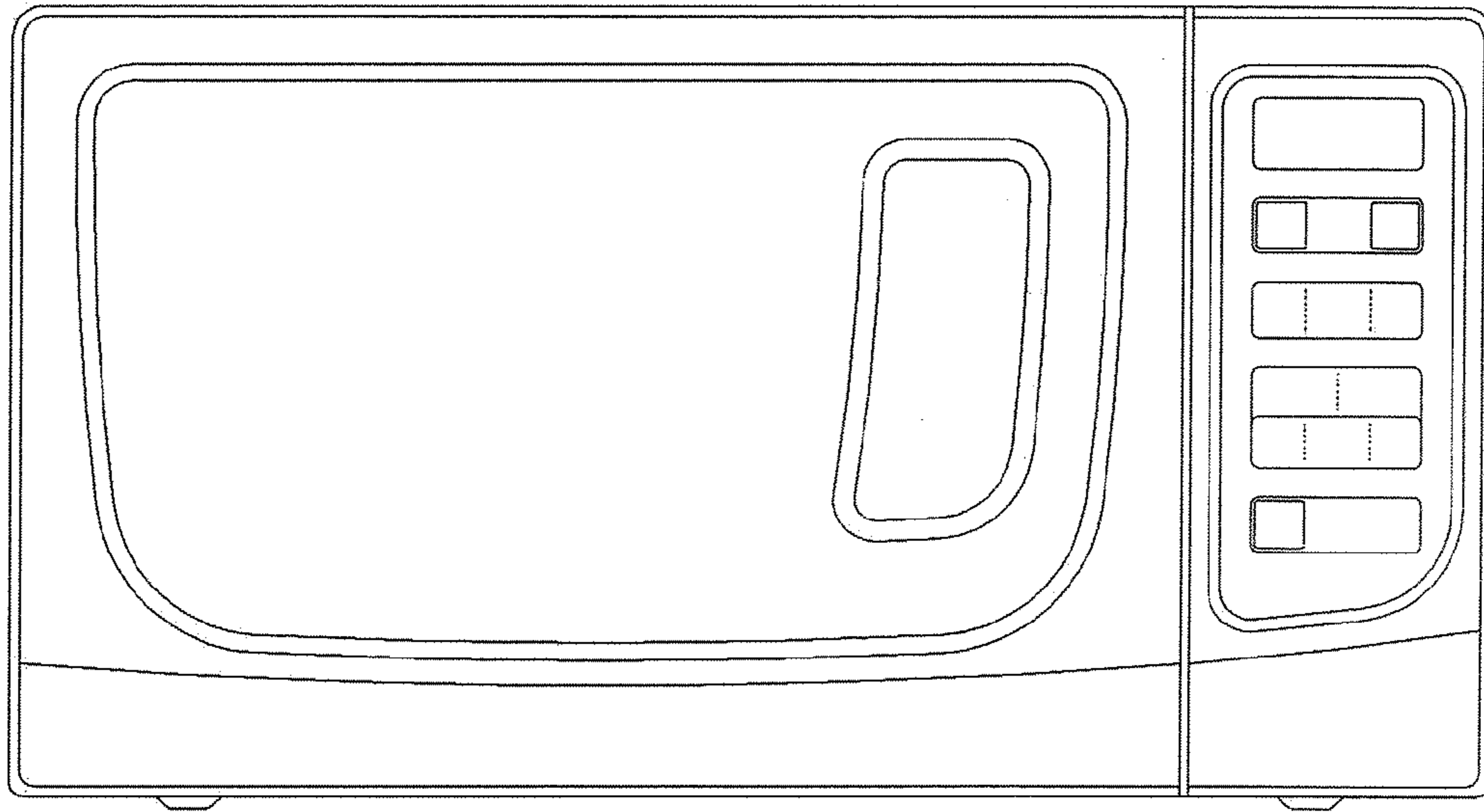


FIG. 3




FIG. 4




FIG. 5




FIG. 6




FIG. 7

