

US00D606781S

(12) **United States Design Patent**
Hernandez

(10) **Patent No.:** **US D606,781 S**

(45) **Date of Patent:** **** Dec. 29, 2009**

(54) **BACK REST FOR A CHAIR**

(75) Inventor: **Edgar Hernandez**, Orange, CA (US)

(73) Assignee: **True Innovations, LLC** (MU)

(**) Term: **14 Years**

(21) Appl. No.: **29/315,008**

(22) Filed: **May 19, 2009**

(51) **LOC (9) Cl.** **06-01**

(52) **U.S. Cl.** **D6/502; D6/366**

(58) **Field of Classification Search** D6/334-336,
D6/364, 365, 366, 367, 374, 376, 379, 380,
D6/491, 500-502; 297/411.2, 411.27, 411.34,
297/411.36, 411.37, 463.1

See application file for complete search history.

(56) **References Cited**

U.S. PATENT DOCUMENTS

D535,501 S *	1/2007	Egger	D6/500
D535,502 S *	1/2007	Egger	D6/500
D537,279 S *	2/2007	Smith	D6/500
D540,574 S *	4/2007	Johnson	D6/500
D543,399 S *	5/2007	Johnson	D6/502
D557,531 S *	12/2007	Johnson	D6/500

D561,504 S *	2/2008	Smith	D6/501
D566,435 S *	4/2008	Grove et al.	D6/500
D583,597 S *	12/2008	Egger	D6/502
D597,350 S *	8/2009	Tamara	D6/502

* cited by examiner

Primary Examiner—Mimosa De

(74) *Attorney, Agent, or Firm*—Morland C. Fischer

(57) **CLAIM**

The ornamental design for a back rest for a chair, as shown and described.

DESCRIPTION

FIG. 1 is a perspective view showing the front and left side of a back rest for a chair which forms my new design, the broken lines showing other parts of a chair being for illustrative purposes only and forming no part of my design;

FIG. 2 is a front elevational view thereof; and,

FIG. 3 is a left side elevational view thereof, this view and the opposite right side elevational view being mirror images.

The short broken lines on the back rest in FIGS. 1-3 are understood to represent stitching.

1 Claim, 3 Drawing Sheets

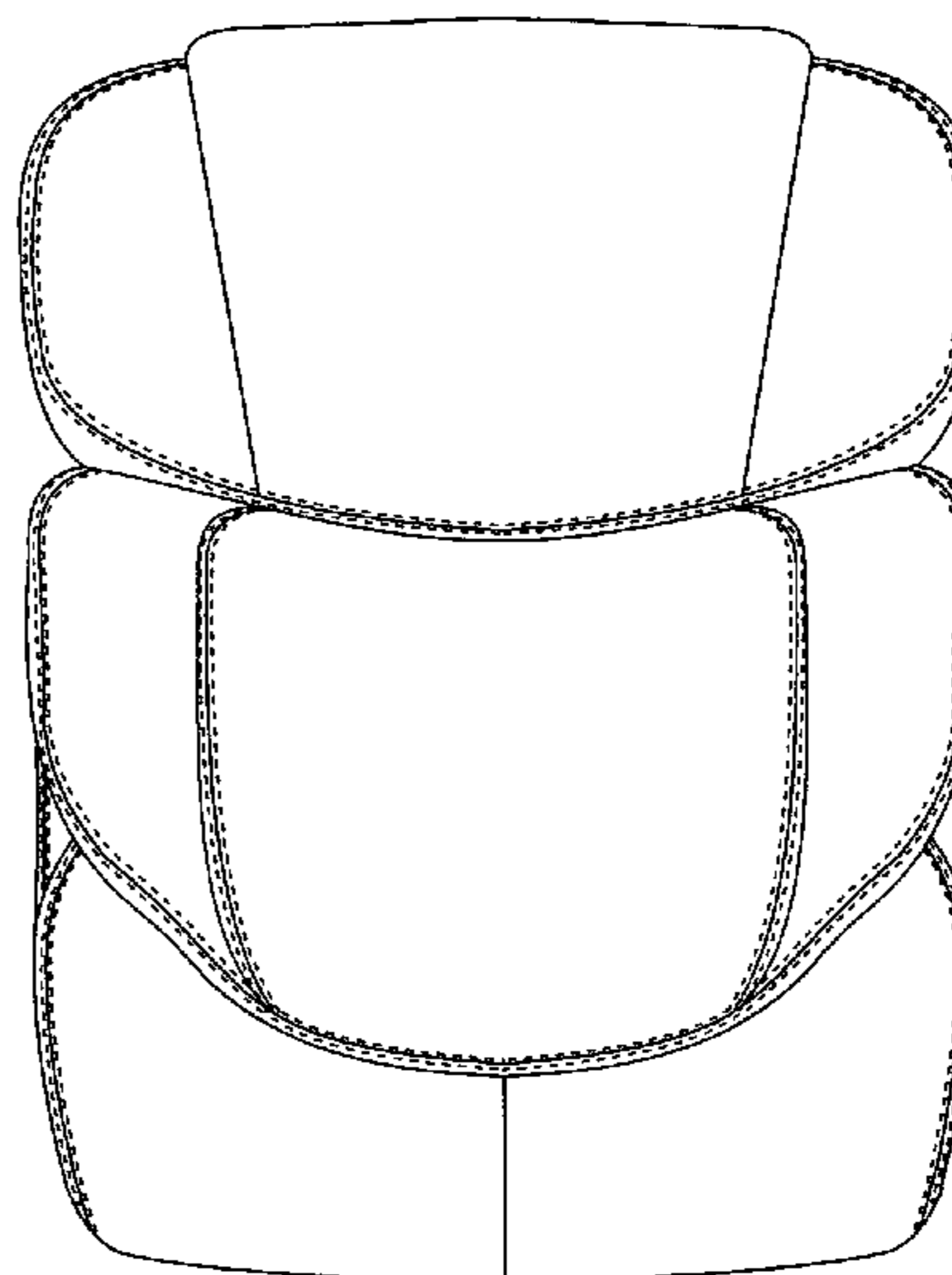




FIG. 1

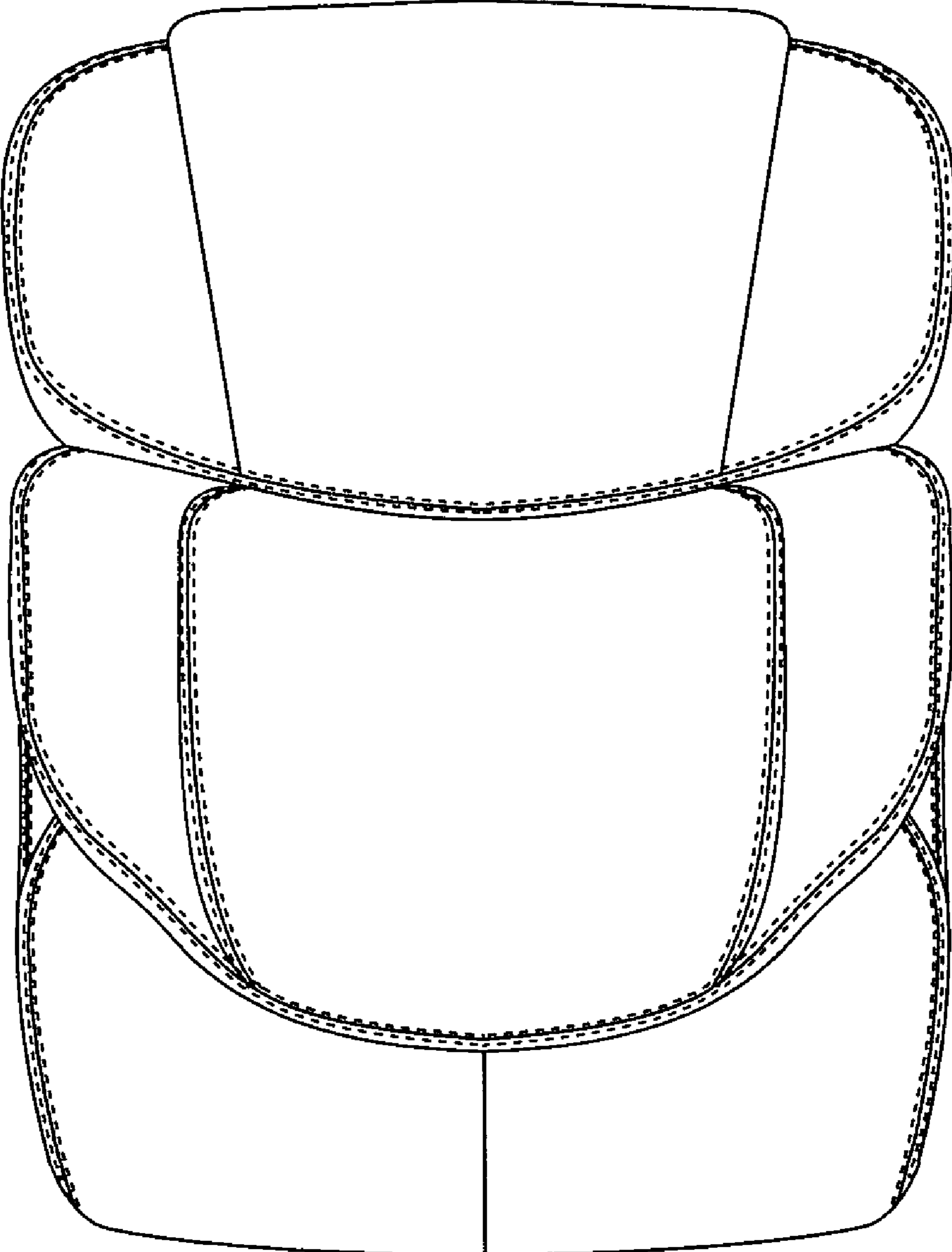


FIG. 2

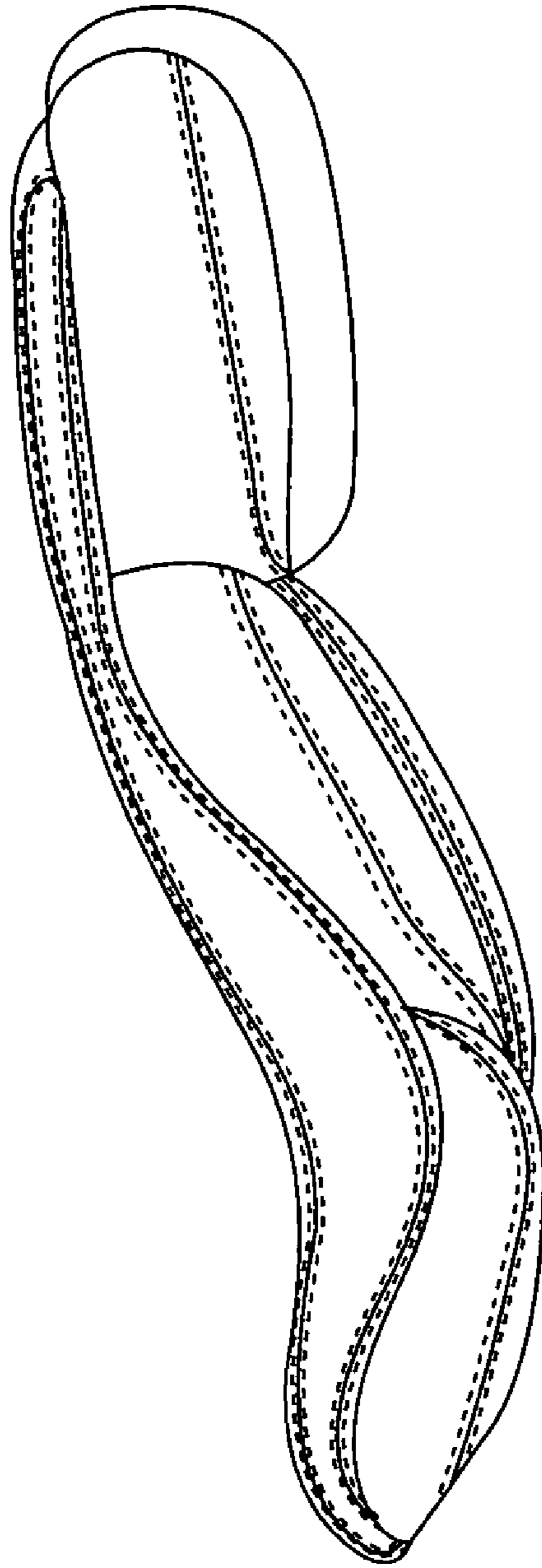


FIG. 3