



US00D606765S

(12) **United States Design Patent**
Warren

(10) **Patent No.:** **US D606,765 S**
(45) **Date of Patent:** **** Dec. 29, 2009**

(54) **CLOTHES HANGER**

(75) Inventor: **Michael James Warren**, London (GB)

(73) Assignee: **Braitrim (UK) Ltd.**, London (GB)

(**) Term: **14 Years**

(21) Appl. No.: **29/327,465**

(22) Filed: **Nov. 6, 2008**

(30) **Foreign Application Priority Data**

May 7, 2008	(EM)	000933502-0015
May 7, 2008	(EM)	000933502-0016
Oct. 8, 2008	(EM)	001018394-0017

(51) **LOC (9) Cl.** **06-08**

(52) **U.S. Cl.** **D6/318**

(58) **Field of Classification Search** D6/315,
D6/317, 318, 319, 326; 211/1, 13.1, 85.3;
223/85-98

See application file for complete search history.

(56) **References Cited**

U.S. PATENT DOCUMENTS

D441,548 S *	5/2001	Giustini	D6/318
D502,007 S *	2/2005	Schultz et al.	D6/318
D506,619 S *	6/2005	Mainetti	D6/318
D507,418 S *	7/2005	Mainetti	D6/318

D511,049 S *	11/2005	Gouldson	D6/318
D520,541 S *	5/2006	Singleton	D6/318
D528,806 S *	9/2006	Jones	D6/318

* cited by examiner

Primary Examiner—Stella M Reid

Assistant Examiner—Shanda C Hill

(74) *Attorney, Agent, or Firm*—Scully, Scott, Murphy & Presser, P.C.

(57) **CLAIM**

The ornamental design for a clothes hanger, as shown and described.

DESCRIPTION

FIG. 1 is a front view of a clothes hanger showing my new design;

FIG. 2 is a right side view thereof;

FIG. 3 is a left side view thereof;

FIG. 4 is a top plan view thereof;

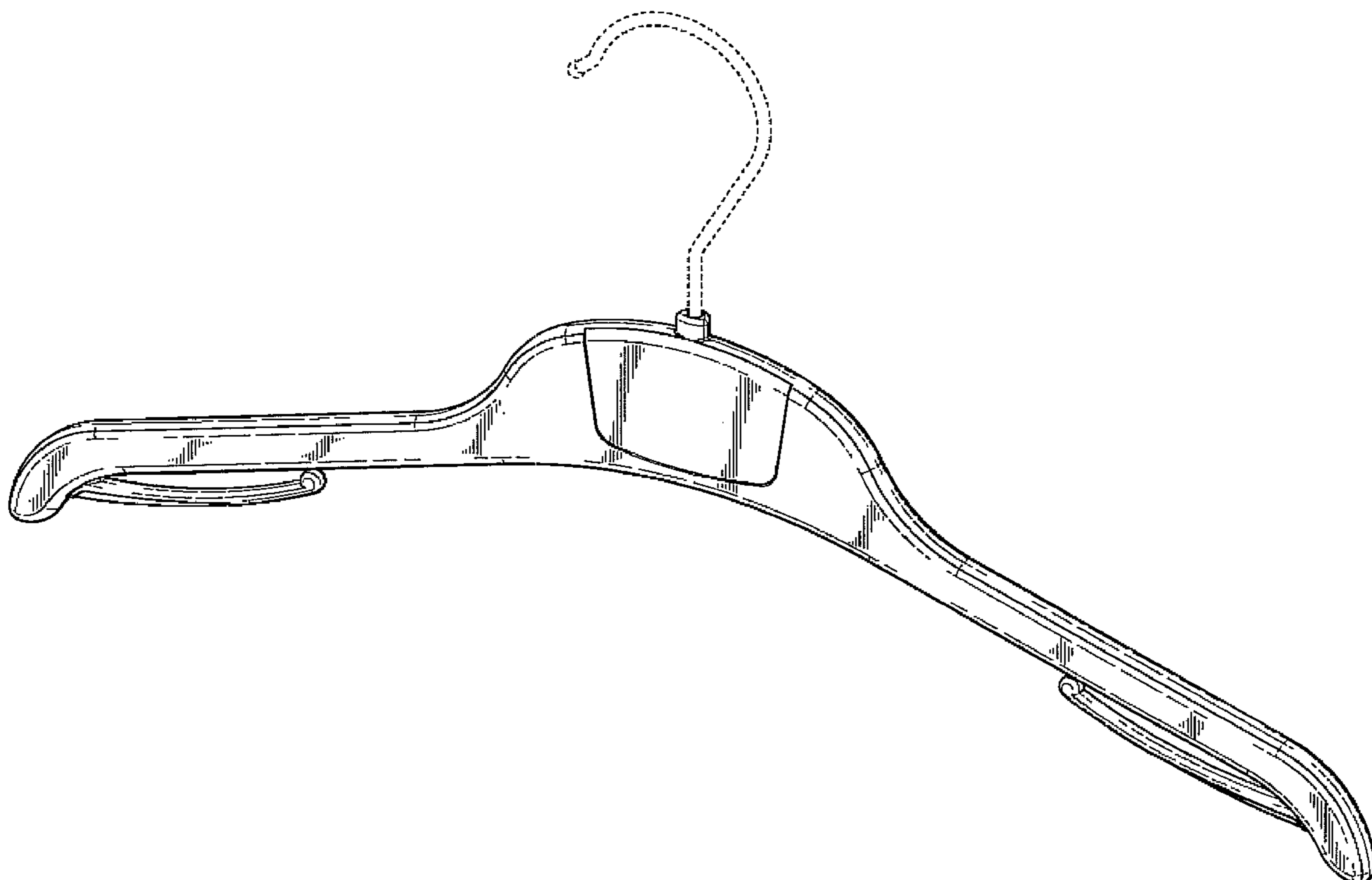
FIG. 5 is a bottom plan view thereof;

FIG. 6 is a rear view thereof; and,

FIG. 7 is a front perspective view thereof.

The broken lines shown in the drawing disclosure are for illustrative purposes only and form no part of the claimed design.

1 Claim, 7 Drawing Sheets



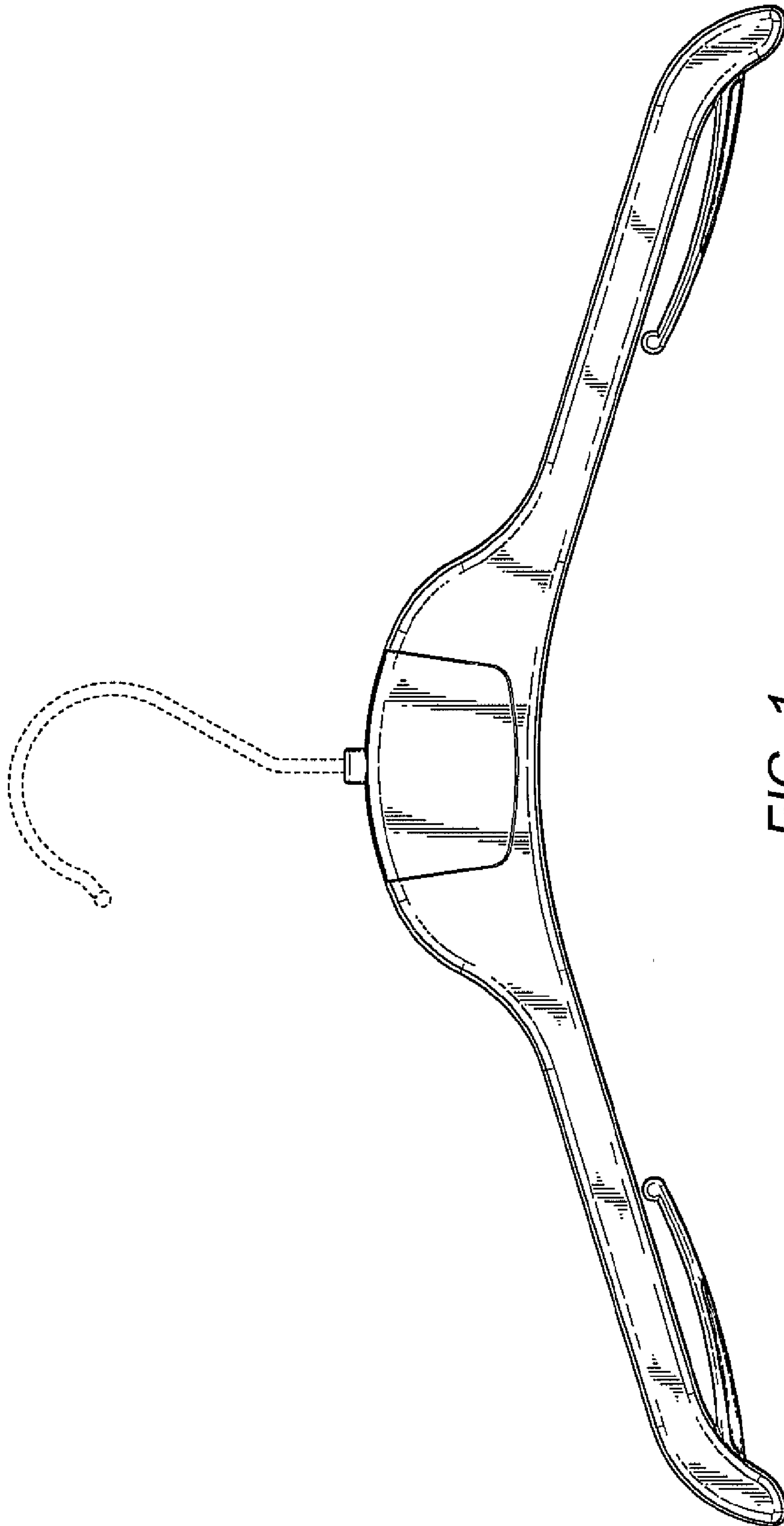


FIG. 1



FIG. 2



FIG. 3



FIG. 4



FIG. 5

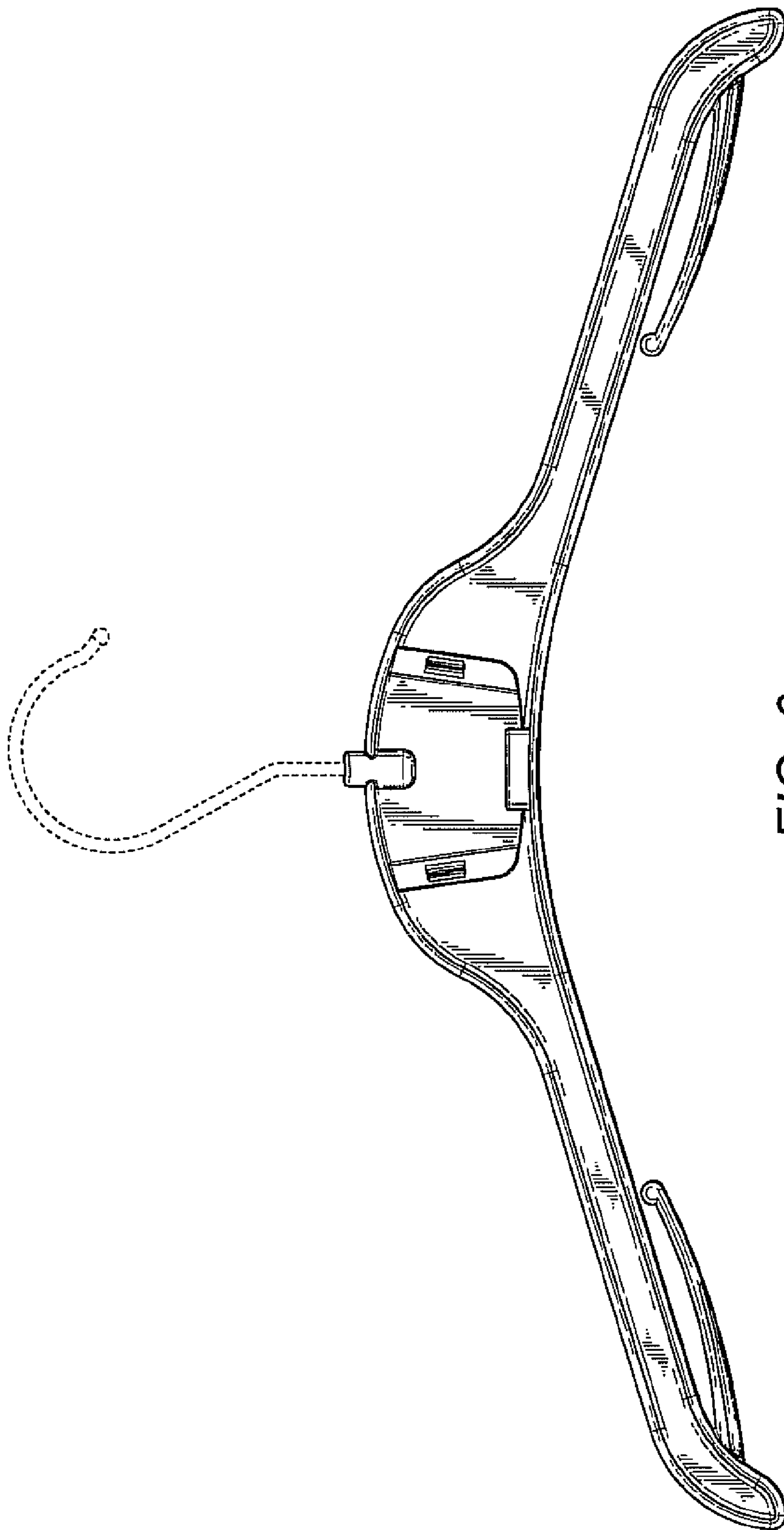


FIG. 6

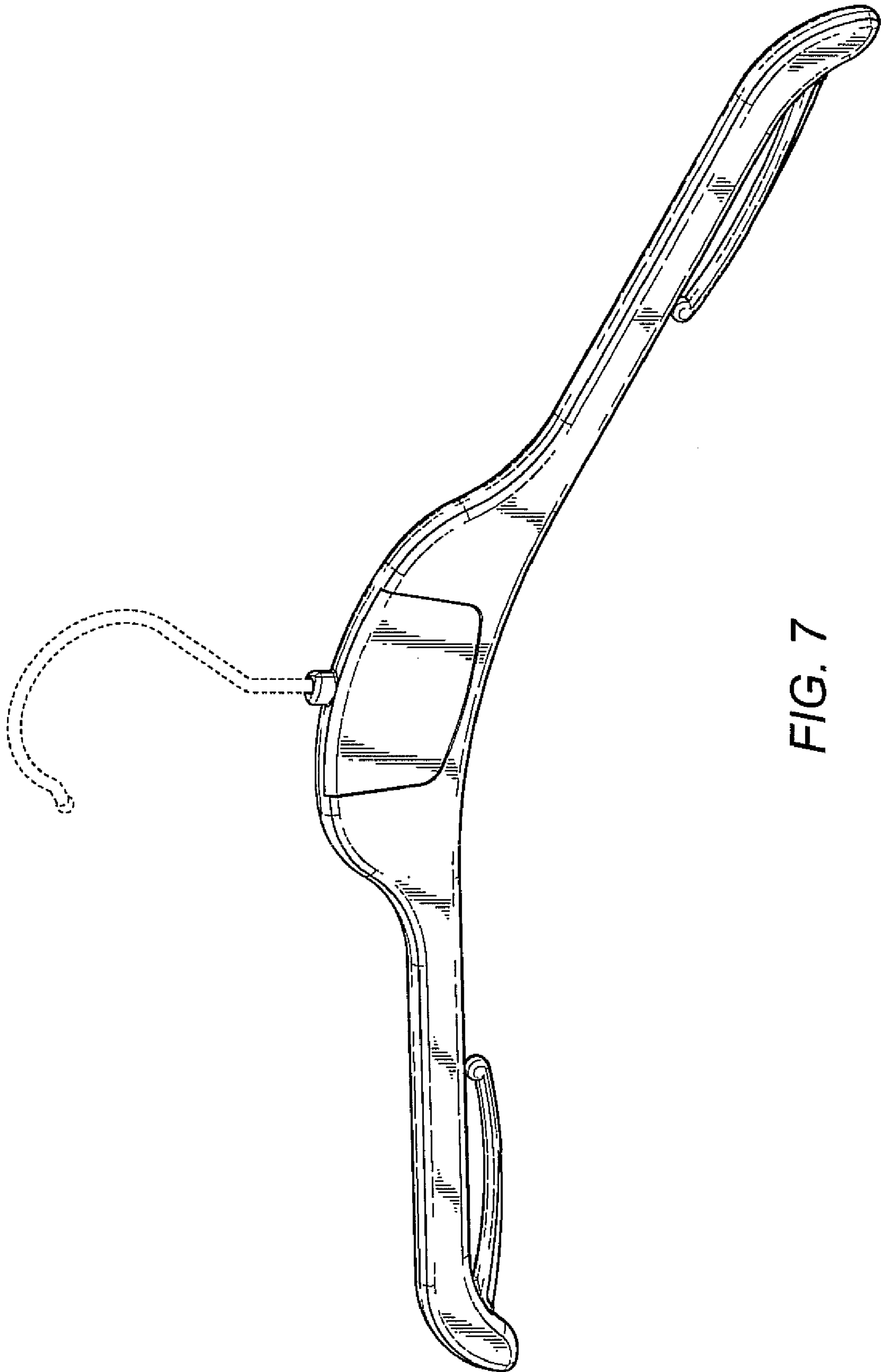


FIG. 7