



US00D606764S

(12) **United States Design Patent**  
**Warren**

(10) **Patent No.:** **US D606,764 S**

(45) **Date of Patent:** **\*\* Dec. 29, 2009**

(54) **CLOTHES HANGER**

6,105,835 A \* 8/2000 Hatakeyama ..... 223/88  
D519,287 S \* 4/2006 Gouldson ..... D6/318

(75) Inventor: **Michael James Warren**, London (GB)

\* cited by examiner

(73) Assignee: **Braitrim (UK) Limited**, London (GB)

*Primary Examiner*—Stella M Reid

*Assistant Examiner*—Shanda C Hill

(\*\*) Term: **14 Years**

(74) *Attorney, Agent, or Firm*—Scully, Scott, Murphy & Presser, P.C.

(21) Appl. No.: **29/327,461**

(22) Filed: **Nov. 6, 2008**

(57) **CLAIM**

(30) **Foreign Application Priority Data**

May 7, 2008 (EM) ..... 00933502-0011

May 7, 2008 (EM) ..... 00933502-0012

Oct. 8, 2008 (EM) ..... 001018394-0016

The ornamental design for a clothes hanger, as shown and described.

**DESCRIPTION**

(51) **LOC (9) Cl.** ..... **06-08**

(52) **U.S. Cl.** ..... **D6/318**

(58) **Field of Classification Search** ..... D6/315,  
D6/317, 318, 319, 326; 211/1, 13.1, 85.3;  
223/85-98

FIG. 1 is a front view of a clothes hanger showing my design;

FIG. 2 is a right side view thereof;

FIG. 3 is a left side view thereof;

FIG. 4 is a top plan view thereof;

FIG. 5 is a bottom plan view thereof;

FIG. 6 is a rear view thereof; and,

FIG. 7 is a front perspective view thereof.

See application file for complete search history.

The broken lines shown in the drawing disclosure are for illustrative purposes only and form no part of the claimed design.

(56) **References Cited**

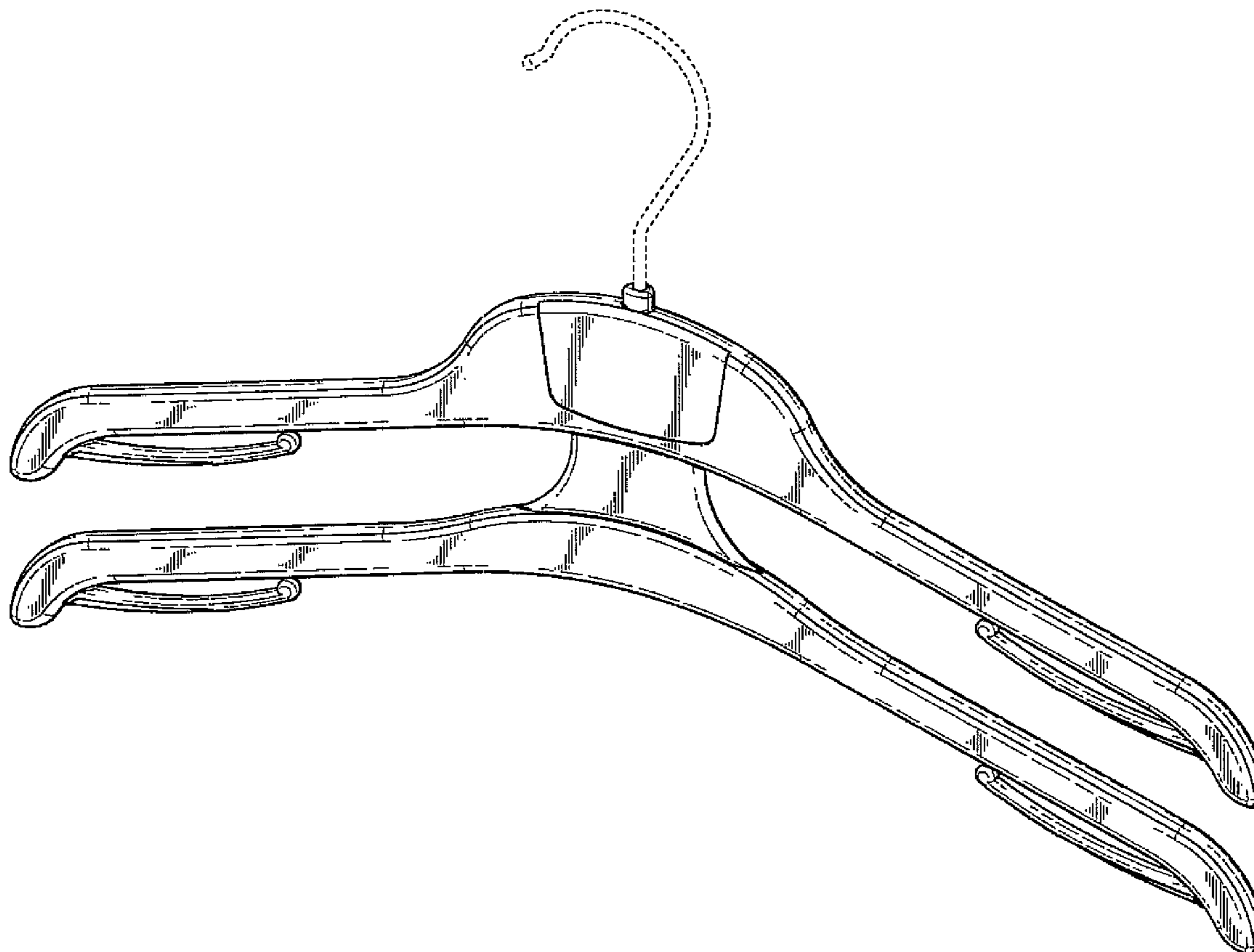
**U.S. PATENT DOCUMENTS**

2,914,227 A \* 11/1959 Fay ..... 223/92

4,871,098 A \* 10/1989 Bredeweg et al. .... 223/85

6,105,834 A \* 8/2000 Cohen ..... 223/88

**1 Claim, 7 Drawing Sheets**



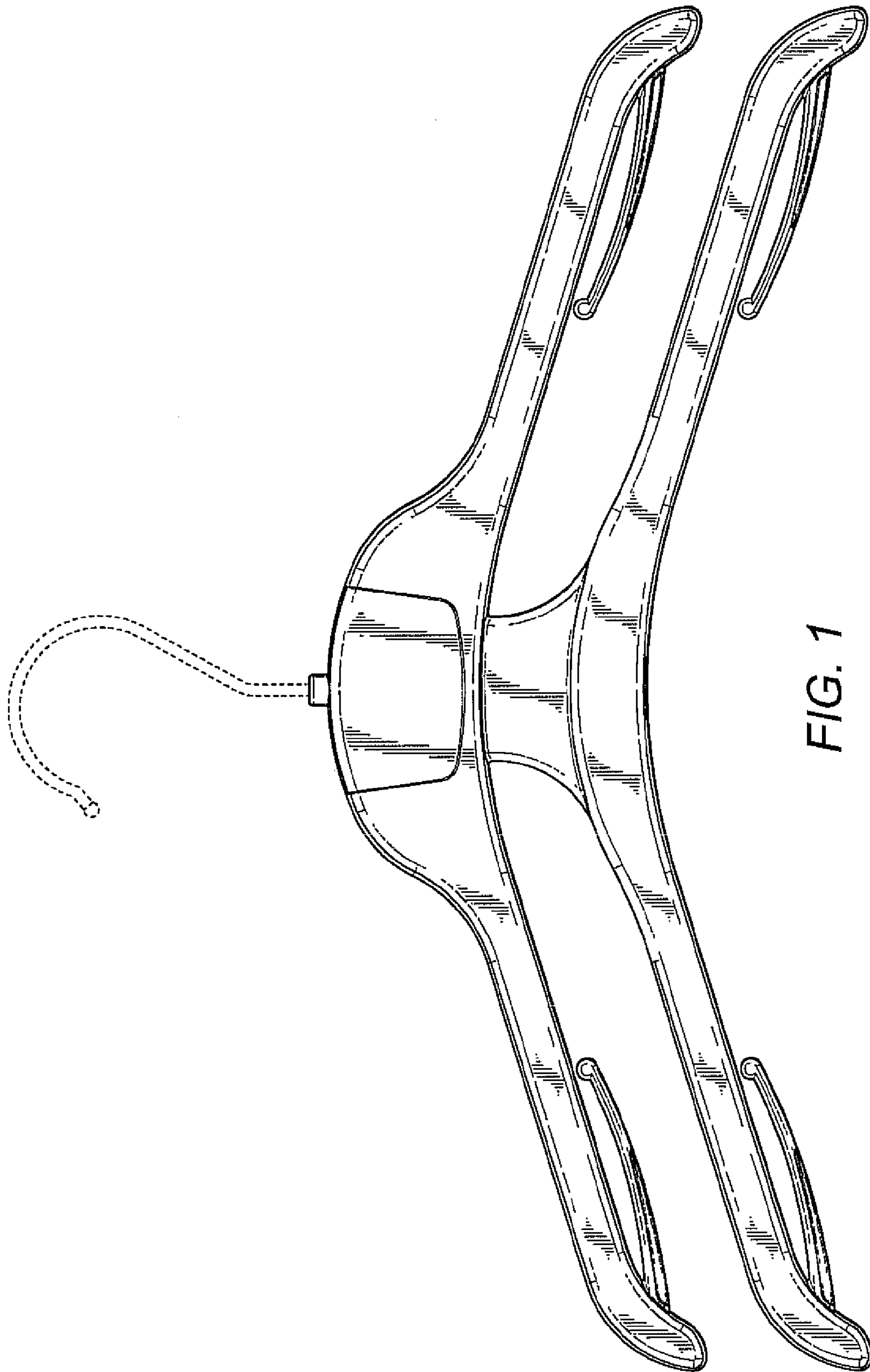


FIG. 1



*FIG. 2*



*FIG. 3*



FIG. 4



FIG. 5

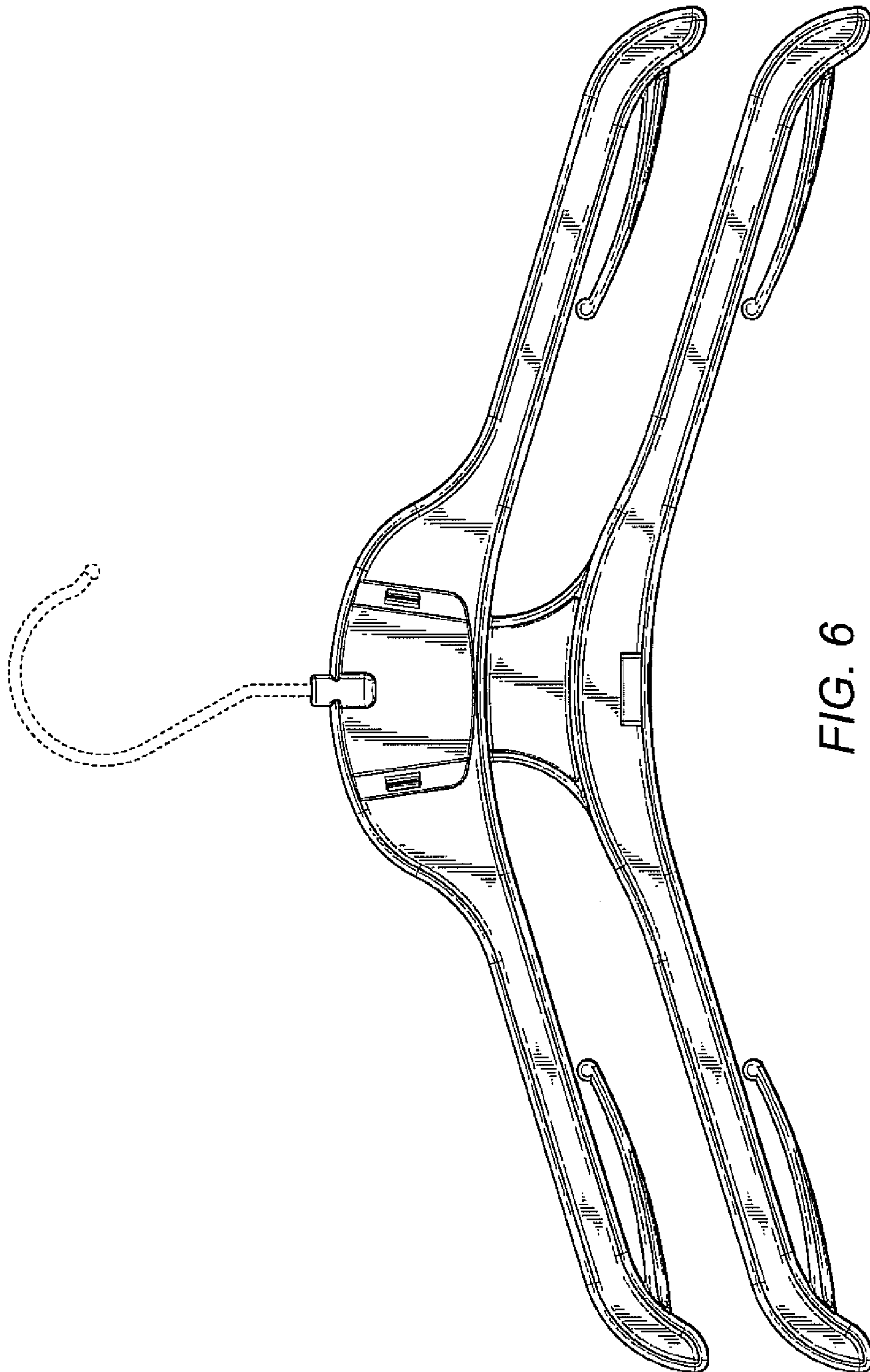


FIG. 6

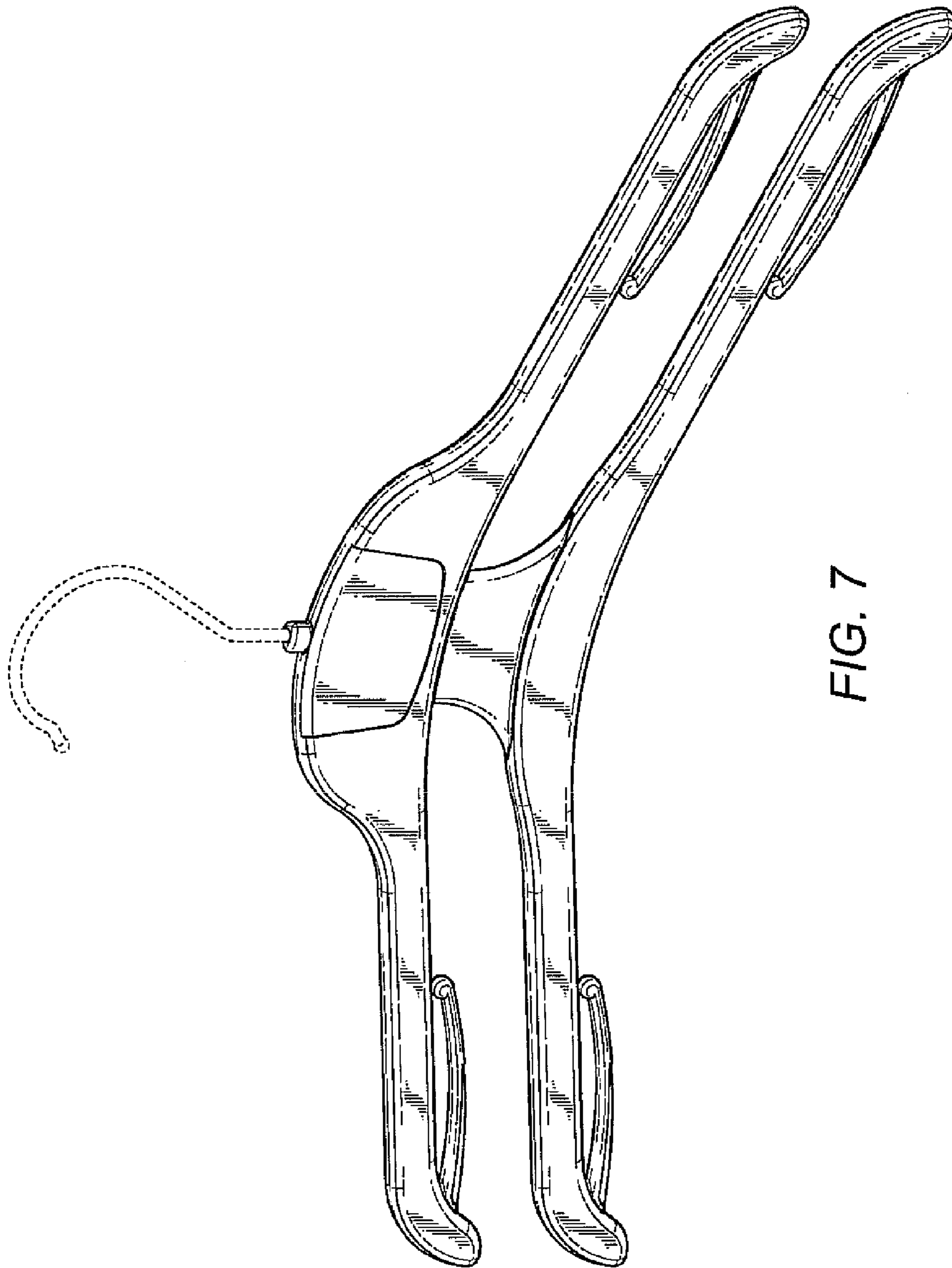


FIG. 7