



US00D606748S

(12) **United States Design Patent**
Orietti Carella

(10) **Patent No.:** **US D606,748 S**

(45) **Date of Patent:** **** Dec. 29, 2009**

(54) **BAG**

D579,655 S * 11/2008 Gonzalez D3/232
D581,659 S * 12/2008 Sassi D3/232
D588,805 S * 3/2009 Gerbi D3/245

(75) Inventor: **Mauro Maria Orietti Carella**, Milan
(IT)

* cited by examiner

(73) Assignee: **Zagliani S.R.L. Dal 1947**, Milan (IT)

Primary Examiner—Holly H Baynham

(**) Term: **14 Years**

(74) *Attorney, Agent, or Firm*—Gottlieb Rackman &
Reisman, PC

(21) Appl. No.: **29/331,435**

(57) **CLAIM**

(22) Filed: **Jan. 26, 2009**

The ornamental design for a bag, as shown and described.

(30) **Foreign Application Priority Data**

DESCRIPTION

Jul. 28, 2008 (EM) 000978366

FIG. 1 is a front elevation view showing a bag of my new design;

(51) **LOC (9) Cl.** **03-01**

FIG. 2 is a rear elevation view of the bag of FIG. 1;

(52) **U.S. Cl.** **D3/243**

FIG. 3 is a left side elevation view of the bag of FIG. 1, the right side elevation view being a mirror image thereof;

(58) **Field of Classification Search** D3/232–233,
D3/240–246, 318, 324; 150/100, 103–104,
150/106–110, 113–114, 118–119

FIG. 4 is a top plan view of the bag of FIG. 1; and,

See application file for complete search history.

FIG. 5 is a bottom perspective view of the bag of FIG. 1.

The broken lines on the disclosure represent stitching and is part of the claimed design.

(56) **References Cited**

U.S. PATENT DOCUMENTS

D359,166 S * 6/1995 Ford D3/243

1 Claim, 5 Drawing Sheets





FIG. 1



FIG. 2




FIG. 3

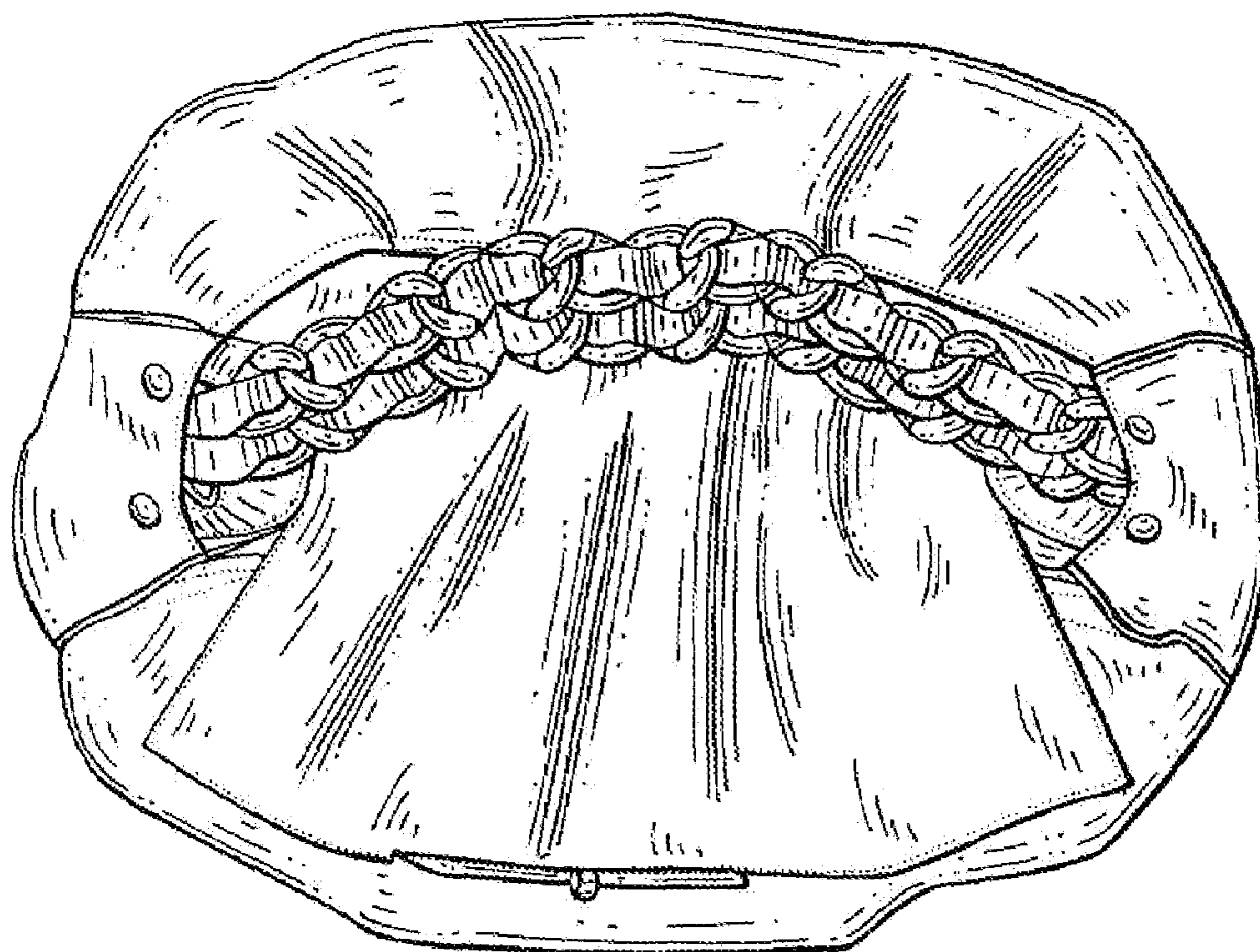


FIG. 4

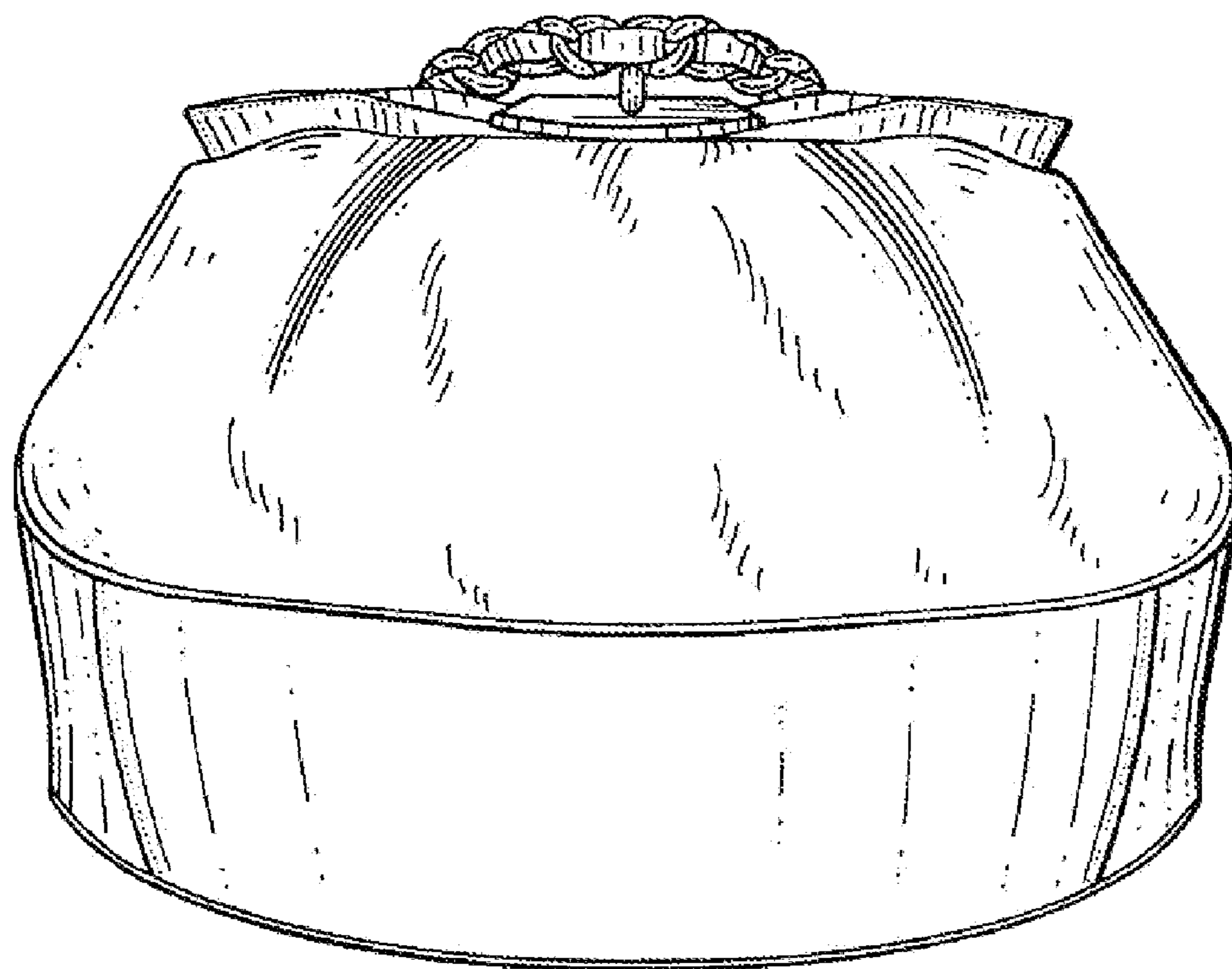


FIG. 5