



US00D606747S

(12) **United States Design Patent**  
**Braccialini**

(10) **Patent No.:** **US D606,747 S**

(45) **Date of Patent:** **\*\* Dec. 29, 2009**

(54) **HANDBAG**

(75) Inventor: **Massimo Braccialini**, Pontassieve (IT)

(73) Assignee: **Braccialini, S.r.l.**, Pontassieve (F1) (IT)

(\*\*) Term: **14 Years**

(21) Appl. No.: **29/311,480**

(22) Filed: **Mar. 30, 2009**

(30) **Foreign Application Priority Data**

Sep. 30, 2008 (EM) ..... 001012264-0001

(51) **LOC (9) Cl.** ..... **03-01**

(52) **U.S. Cl.** ..... **D3/238**

(58) **Field of Classification Search** ..... D3/232-246,  
D3/318, 324, 271.6; D21/506-511; 150/100,  
150/103-104, 106-110, 113-114, 118-119  
See application file for complete search history.

(56) **References Cited**

**U.S. PATENT DOCUMENTS**

D177,917 S \* 6/1956 Luft ..... D3/271.6

D194,428 S \* 1/1963 Ferriot ..... D21/511

D282,674 S \* 2/1986 Marschak ..... D21/511

D346,835 S \* 5/1994 Carson, III et al. .... D21/511

D370,343 S \* 6/1996 Kraner ..... D3/271.6

\* cited by examiner

*Primary Examiner*—Holly H Baynham

(74) *Attorney, Agent, or Firm*—Vorys, Sater, Seymour & Pease LLP; William H. Oldach, III

(57) **CLAIM**

The ornamental design for a handbag, as shown and described.

**DESCRIPTION**

FIG. 1 is a front view showing my new design;

FIG. 2 is a rear view thereof;

FIG. 3 is a left side view thereof;

FIG. 4 is a right side view thereof;

FIG. 5 is a top view thereof;

FIG. 6 is a bottom view thereof; and,

FIG. 7 is a perspective view thereof in which the rear and right sides are visible.

**1 Claim, 7 Drawing Sheets**






FIGURE 1



FIGURE 2




FIGURE 3




FIGURE 4




FIGURE 5




FIGURE 6




FIGURE 7