



US00D606733S

(12) **United States Design Patent**
McClaskie

(10) **Patent No.:** **US D606,733 S**

(45) **Date of Patent:** **** Dec. 29, 2009**

(54) **SHOE**

(75) **Inventor:** **Thomas E. McClaskie**, Bethlehem, PA
(US)

(73) **Assignee:** **Columbia Insurance Company**,
Omaha, NE (US)

(**) **Term:** **14 Years**

(21) **Appl. No.:** **29/335,464**

(22) **Filed:** **Apr. 16, 2009**

(51) **LOC (9) Cl.** **02-04**

(52) **U.S. Cl.** **D2/952; D2/951; D2/953**

(58) **Field of Classification Search** D2/947,
D2/951, 952, 953, 957, 959, 960; 36/3 B,
36/22 R, 24.5, 25 R, 67 A, 59 C, 103
See application file for complete search history.

(56) **References Cited**

U.S. PATENT DOCUMENTS

D335,953 S	6/1993	Tyng	
5,283,963 A *	2/1994	Lerner et al.	36/28
D366,955 S *	2/1996	Valle	D2/954
D385,392 S *	10/1997	Cass	D2/954
D390,347 S *	2/1998	Bathum	D2/954
D394,541 S *	5/1998	Burgess	D2/954
D399,341 S *	10/1998	Munns	D2/951
5,915,820 A *	6/1999	Kraeuter et al.	36/114
D414,918 S *	10/1999	McNaught	D2/953
D437,677 S *	2/2001	Matis et al.	D2/969
D468,083 S	1/2003	Morais	
D474,584 S	5/2003	Matis	
D480,203 S	10/2003	Matis et al.	
D501,707 S	2/2005	Nakano	
D507,694 S *	7/2005	Recchi	D2/953
D513,840 S	1/2006	Urie et al.	
D547,933 S	8/2007	Loverin	

D551,832 S	10/2007	Scott	
D554,331 S *	11/2007	Matis	D2/952
D560,883 S *	2/2008	McClaskie	D2/952
D561,433 S *	2/2008	McClaskie	D2/952
D566,933 S	4/2008	McClaskie	
D568,035 S	5/2008	McClaskie	
D571,088 S *	6/2008	St-Louis et al.	D2/953
D572,446 S *	7/2008	Schoenborn et al.	D2/953
D589,692 S *	4/2009	McClaskie	D2/957
D593,292 S *	6/2009	McClaskie	D2/957
D594,190 S *	6/2009	Andersen et al.	D2/952

* cited by examiner

Primary Examiner—Celia A Murphy

(74) *Attorney, Agent, or Firm*—St. Onge Steward Johnston & Reens LLC

(57) **CLAIM**

The ornamental design for a shoe, as shown and described.

DESCRIPTION

FIG. 1 is a bottom perspective view of a shoe in accordance with my new design;

FIG. 2 is a bottom view thereof;

FIG. 3 is a top view thereof;

FIG. 4 is a left side view thereof;

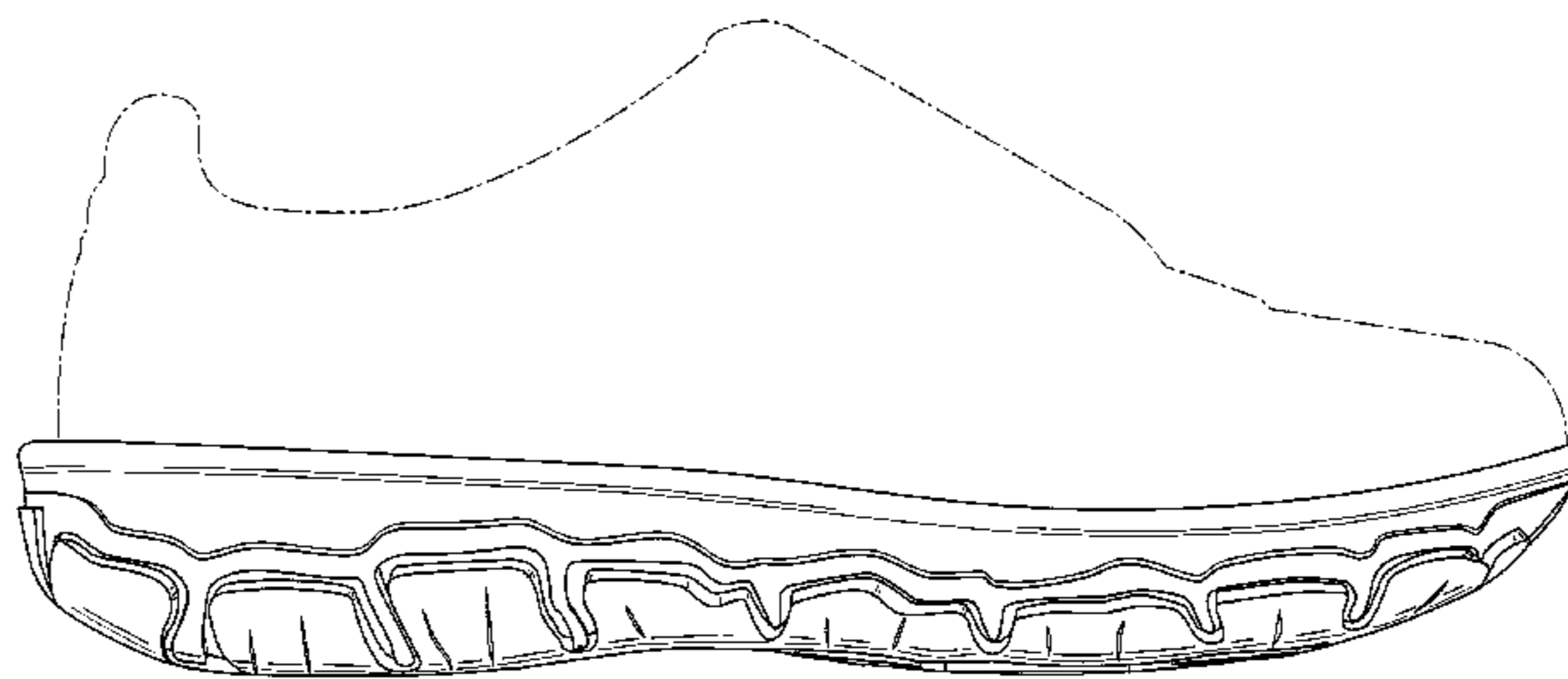
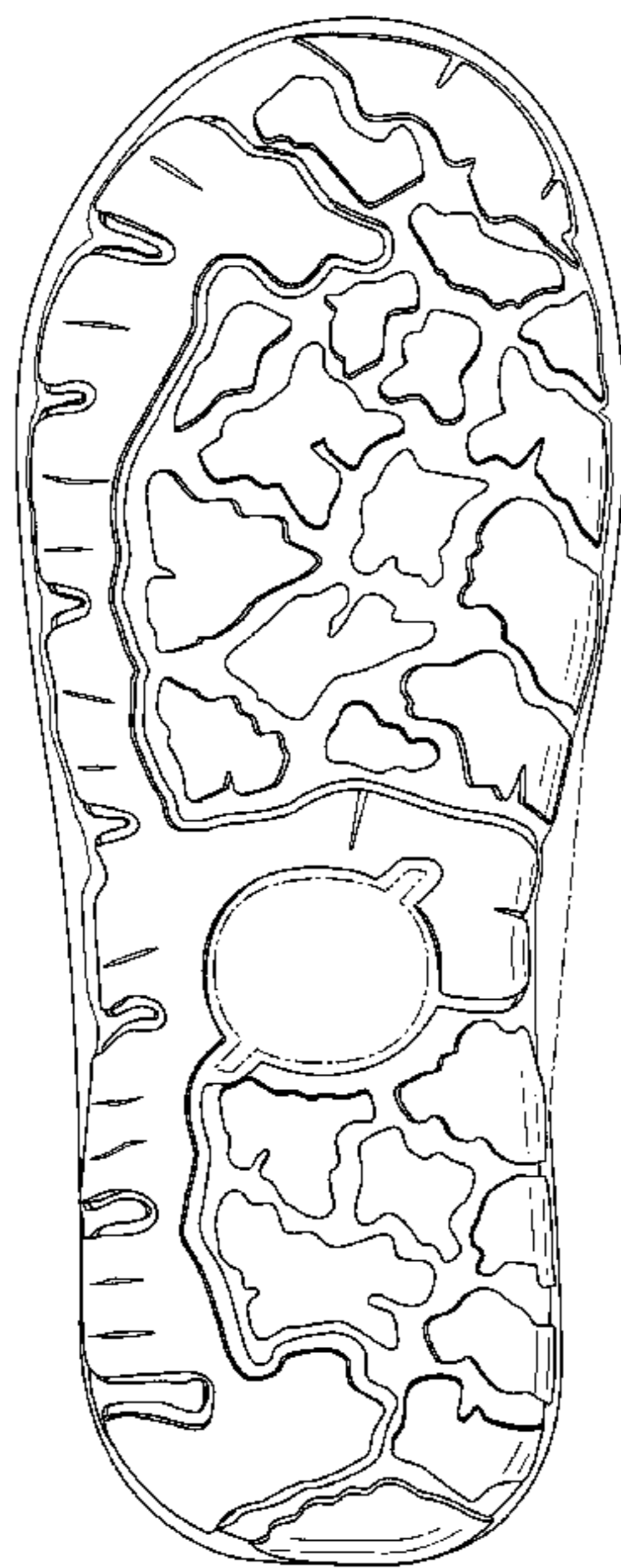
FIG. 5 is a right side view thereof;

FIG. 6 is a front view thereof; and,

FIG. 7 is a rear view thereof.

The shoe upper shown in broken lines in FIGS. 1–7 is for environmental purposes only and forms no part of the claimed design. The broken lines shown in each arch area of FIGS. 1 and 2 represent boundaries of the design with the lines themselves and the areas within them forming no part of the claim.

1 Claim, 6 Drawing Sheets



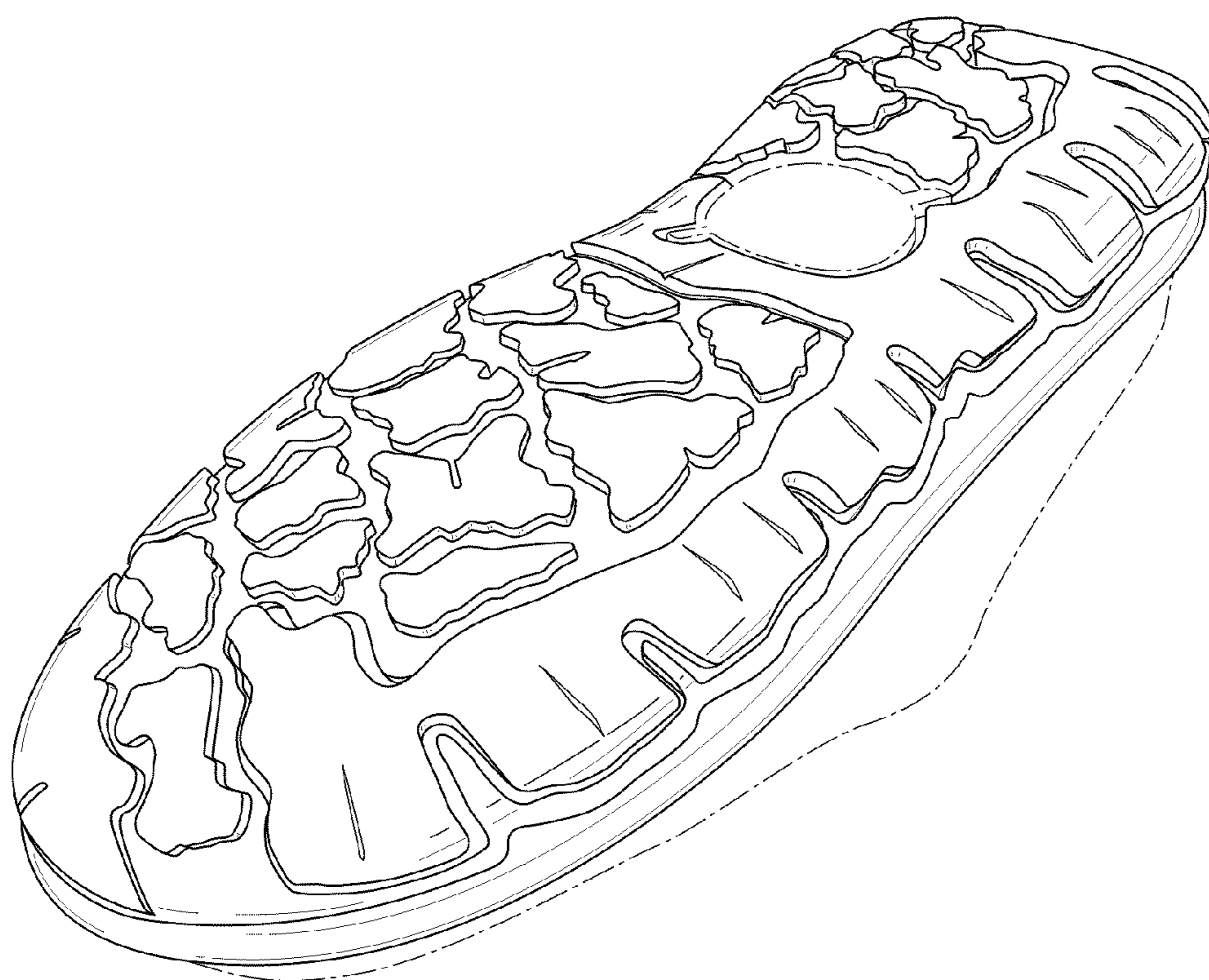


FIG. 1




FIG. 2

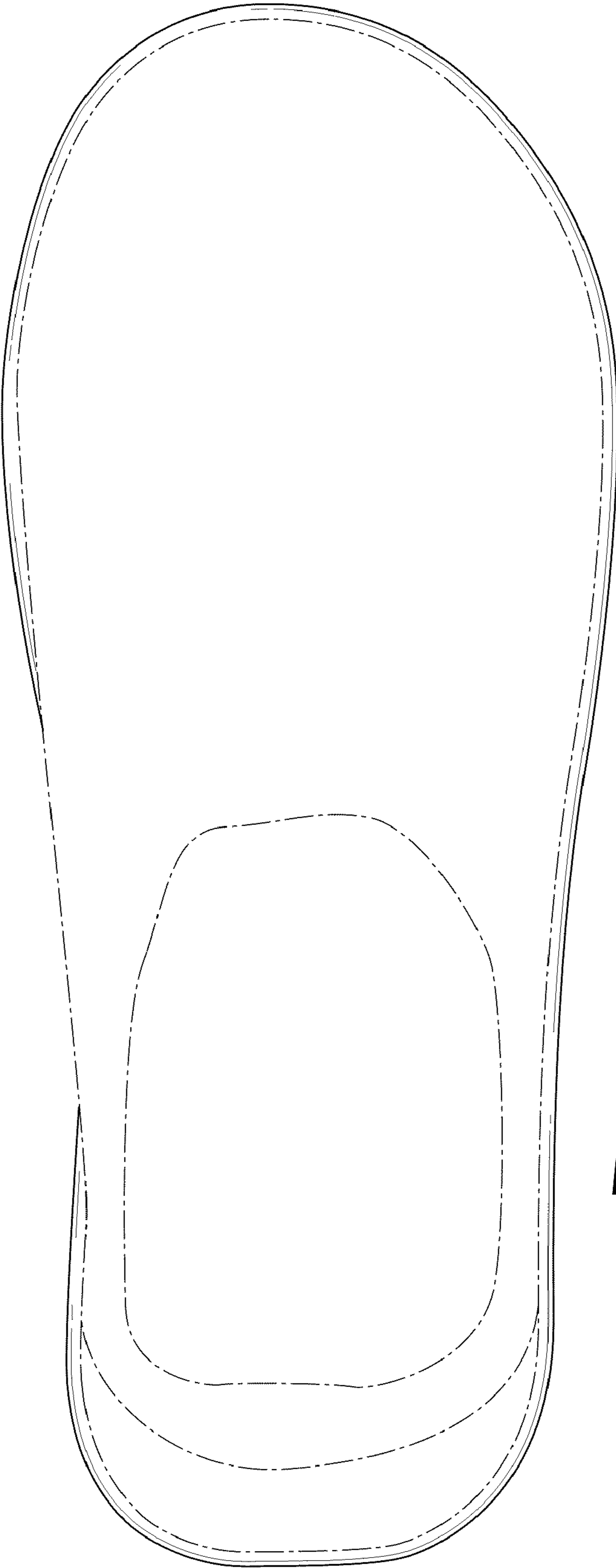


FIG. 3

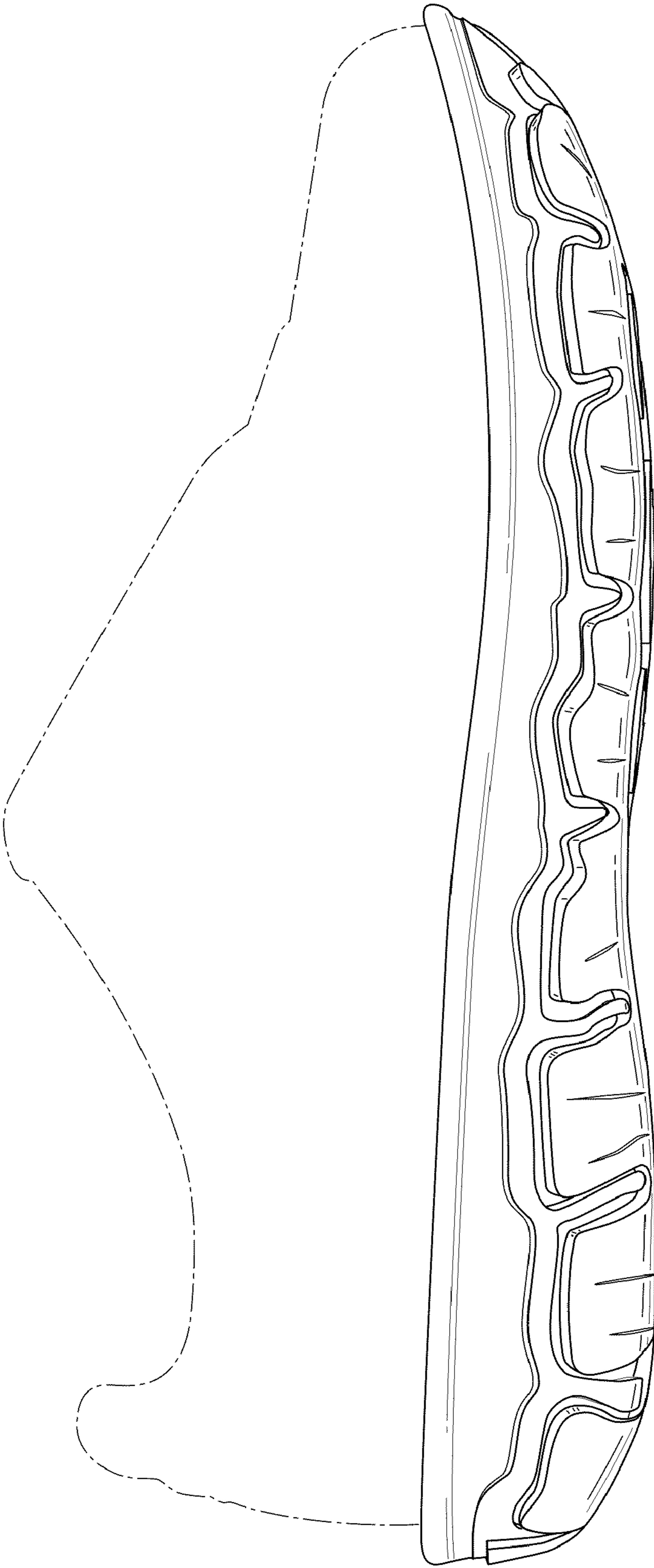


FIG. 4

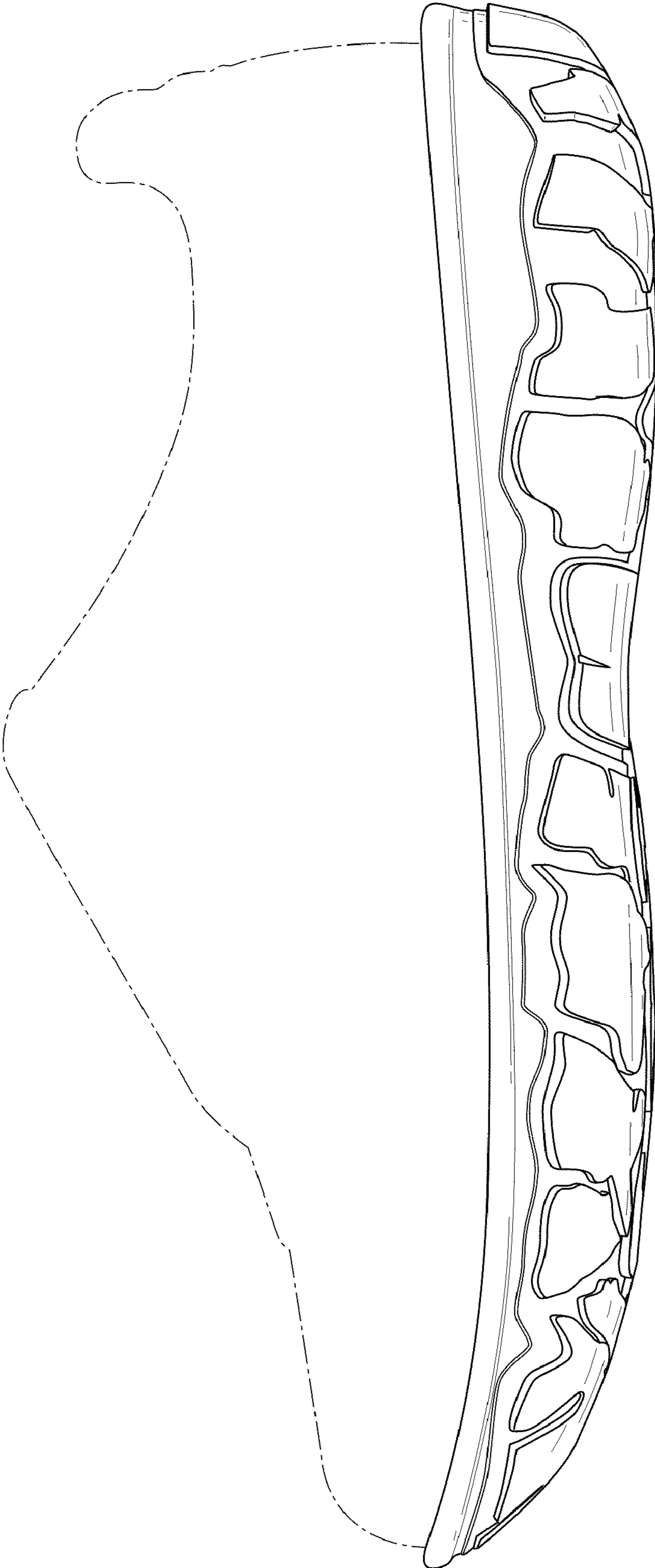


FIG. 5

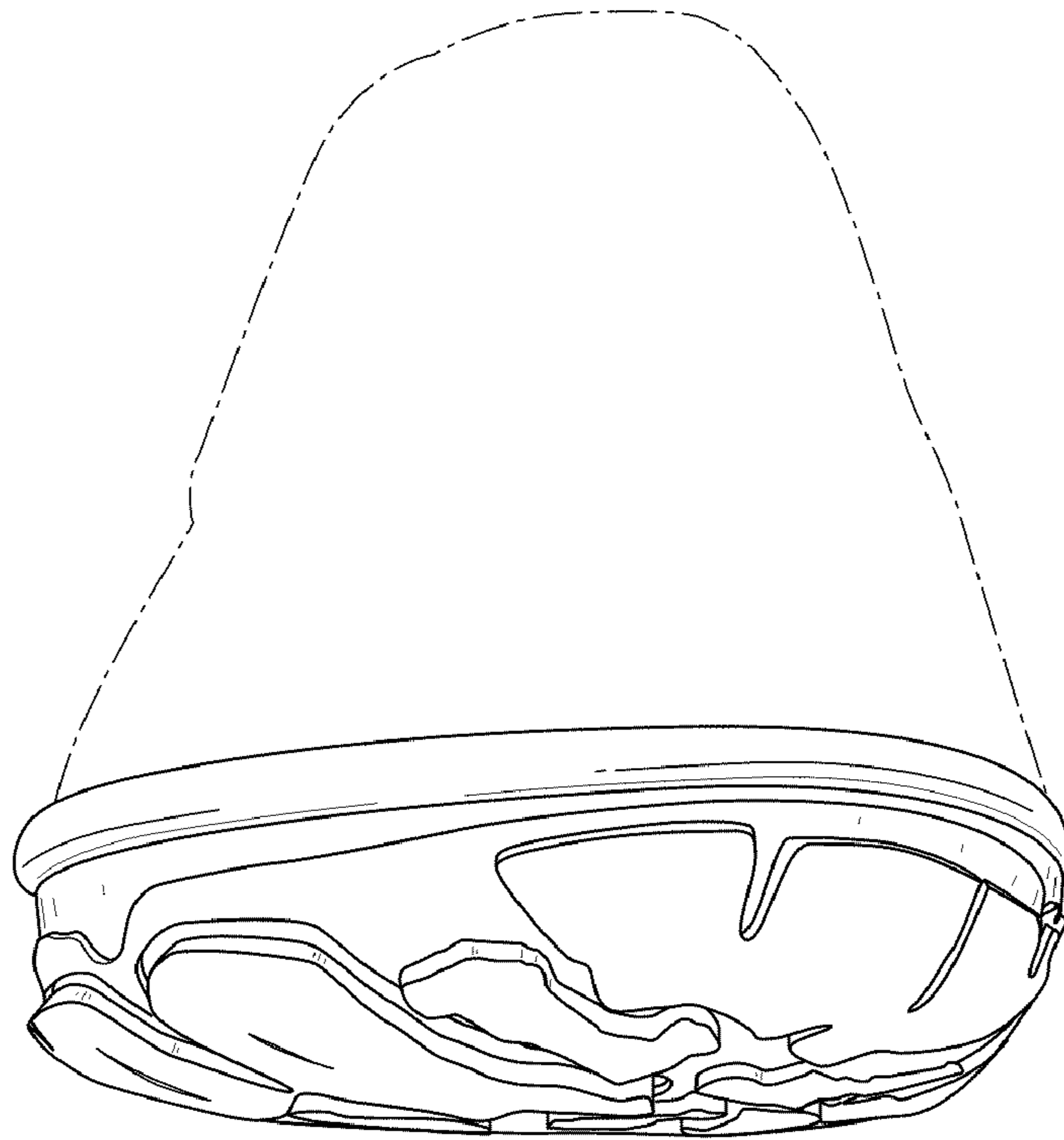


FIG. 6

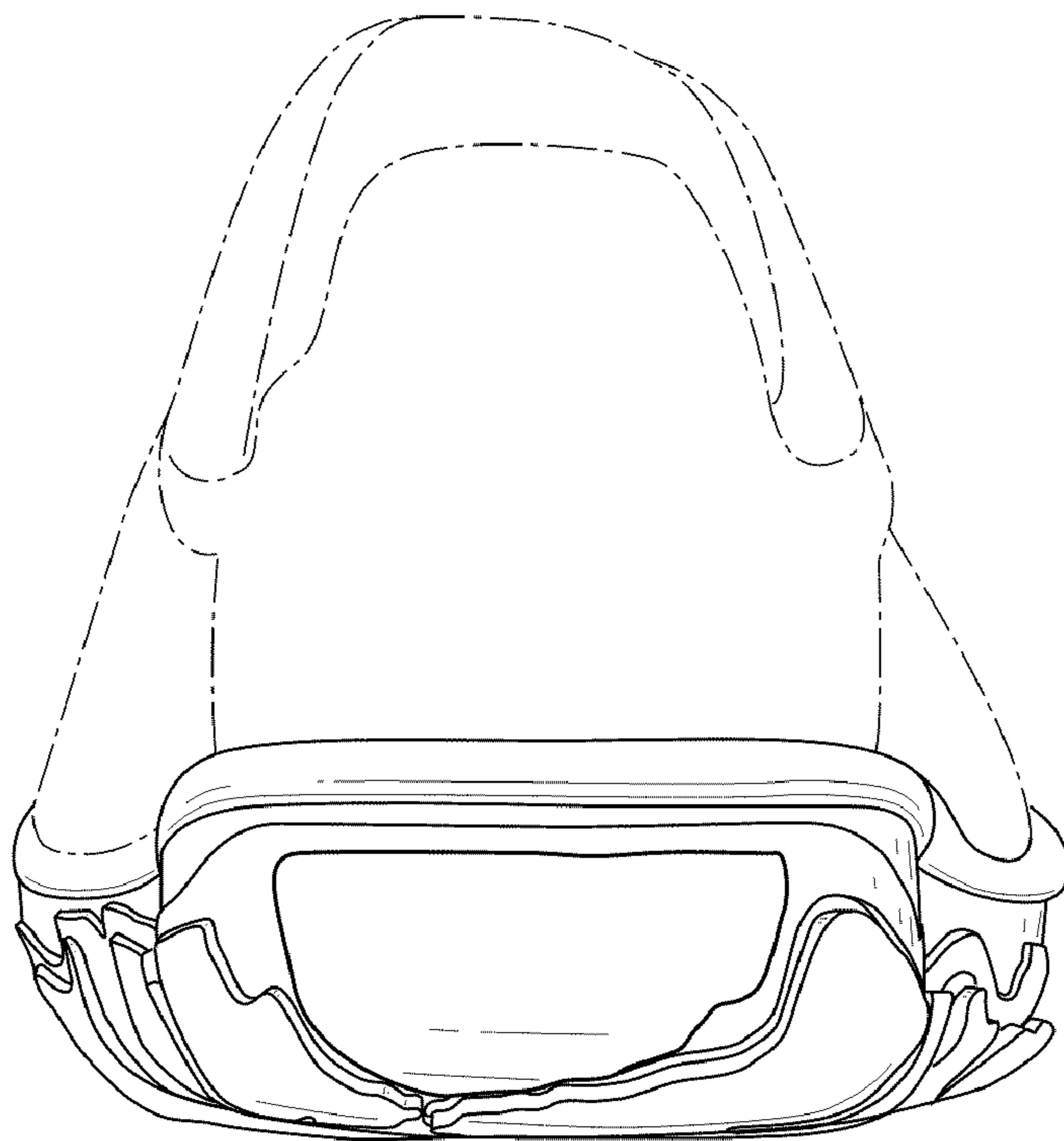


FIG. 7