



US00D606715S

(12) **United States Design Patent**
Matsusaki

(10) **Patent No.:** **US D606,715 S**
(45) **Date of Patent:** **** Dec. 22, 2009**

(54) **WASHING MACHINE WITH CLOTHING DRYER**

D543,322 S * 5/2007 Usui et al. D32/6
D554,306 S * 10/2007 Nam D32/6
D585,164 S * 1/2009 Kosukegawa et al. D32/5

(75) Inventor: **Yasuhiro Matsusaki**, Osaka (JP)

* cited by examiner

(73) Assignee: **Sanyo Electric Co., Ltd.**, Osaka (JP)

Primary Examiner—T. Chase Nelson
Assistant Examiner—Kathleen M Sims

(**) Term: **14 Years**

(74) *Attorney, Agent, or Firm*—Rabin & Berdo, PC

(21) Appl. No.: **29/309,575**

(57) **CLAIM**

(22) Filed: **Sep. 5, 2008**

The ornamental design for a washing machine with clothing dryer, as shown and described.

(30) **Foreign Application Priority Data**

Mar. 6, 2008 (JP) 2008-005502

DESCRIPTION

(51) **LOC (9) Cl.** **15-05**

FIG. 1 is a perspective view of a washing machine with clothing dryer showing my new design;

(52) **U.S. Cl.** **D32/5**

FIG. 2 is a front elevation view thereof;

(58) **Field of Classification Search** D32/1,
D32/5, 6, 8; 68/3 R, 5 R, 12.01, 12.08; 34/523-524;
312/31; 38/1 A

FIG. 3 is a rear elevation view thereof;

FIG. 4 is a top plan view thereof;

See application file for complete search history.

FIG. 5 is a bottom plan view thereof; and,

FIG. 6 is a right side view thereof, a left side view thereof being a mirror image.

(56) **References Cited**

In the drawings, the features shown in broken lines form no part of the claimed design.

U.S. PATENT DOCUMENTS

D515,256 S * 2/2006 Tsuda et al. D32/5
D536,143 S * 1/2007 Takase et al. D32/5
D541,492 S * 4/2007 Nam D32/6

1 Claim, 5 Drawing Sheets

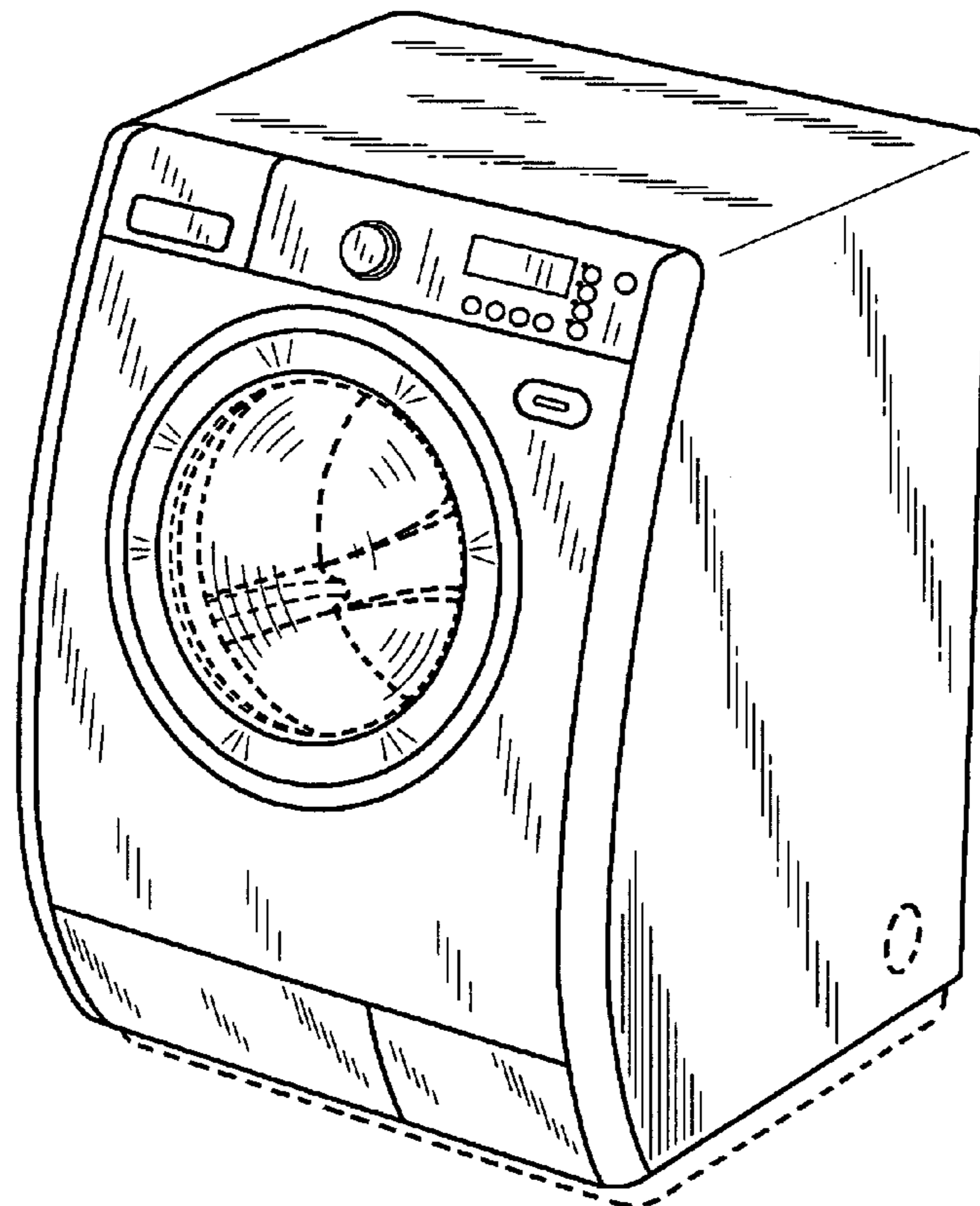


FIG. 1

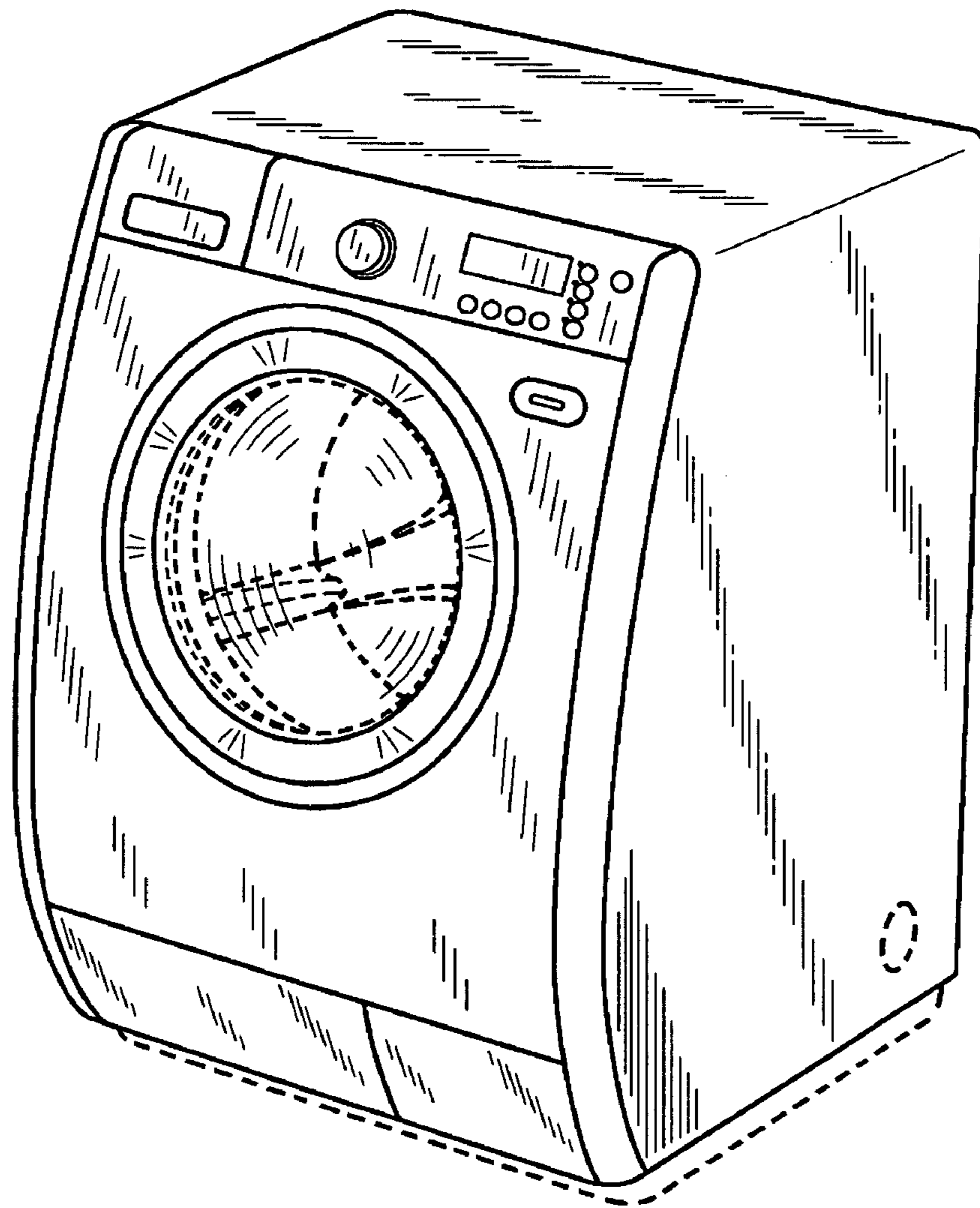


FIG. 2

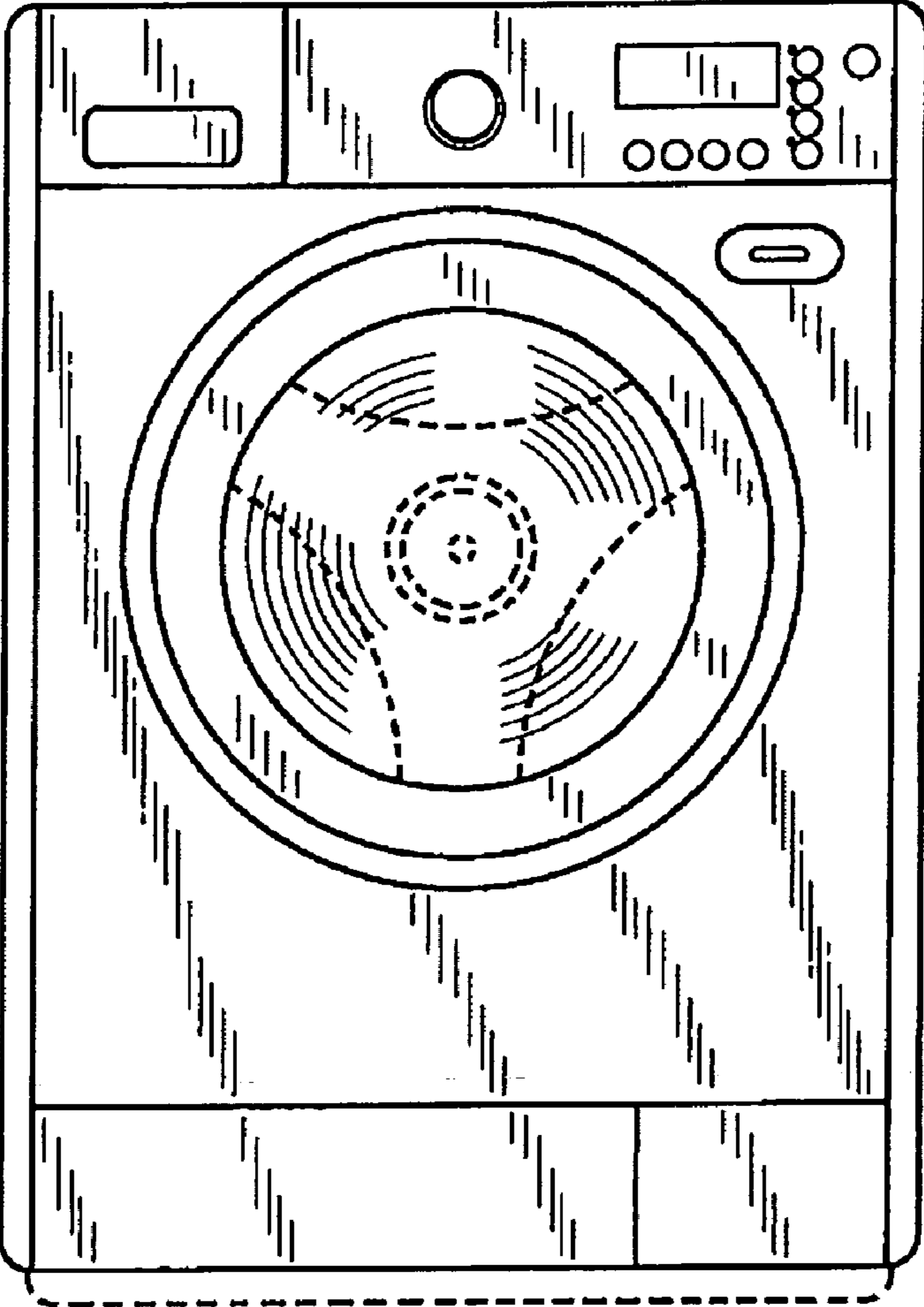


FIG. 3




FIG. 4

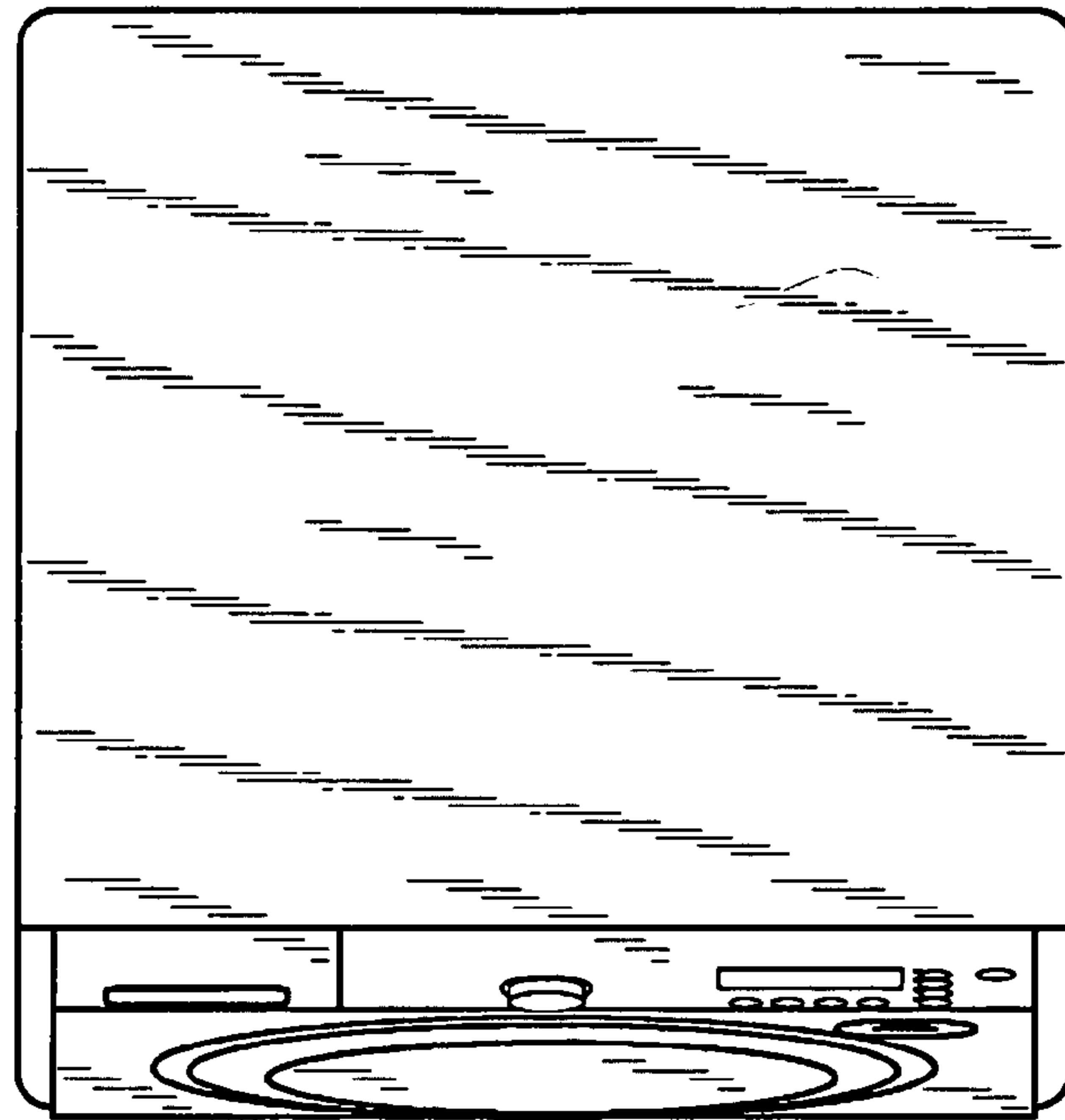


FIG. 5




FIG. 6

