



US00D606696S

(12) **United States Design Patent**  
**Chen et al.**

(10) **Patent No.:** **US D606,696 S**

(45) **Date of Patent:** **\*\* Dec. 22, 2009**

(54) **THIN INSERTION TYPE ILLUMINATION ASSEMBLY**

(75) Inventors: **Pin-Chun Chen**, Taipei (TW); **His-Ku Tu**, Taichung (TW); **Shang-Wu Chen**, Kinmen County (TW)

(73) Assignee: **Edison Opto Corporation**, Taipei Hsien (TW)

(\*\*) Term: **14 Years**

(21) Appl. No.: **29/306,156**

(22) Filed: **Apr. 3, 2008**

(51) **LOC (9) Cl.** ..... **26-05**

(52) **U.S. Cl.** ..... **D26/74**

(58) **Field of Classification Search** ..... D26/26, D26/37, 67, 72, 74-79, 80, 104, 108, 118, D26/120, 122, 134; 362/147-148, 150, 217-225, 362/132, 260, 262-264, 267, 345, 440; D13/118, D13/180; D23/370, 371, 385  
See application file for complete search history.

(56) **References Cited**

**U.S. PATENT DOCUMENTS**

D473,965 S *	4/2003	Lecluze	.....	D26/74
D474,299 S *	5/2003	Lecluze	.....	D26/74
D477,568 S *	7/2003	Milby	.....	D13/110
D525,374 S *	7/2006	Maxik et al.	.....	D26/2
D527,119 S *	8/2006	Maxik et al.	.....	D26/2

D570,027 S *	5/2008	Miller et al.	.....	D26/85
D572,402 S *	7/2008	Nakabayashi et al.	.....	D26/124
D573,288 S *	7/2008	Xu et al.	.....	D26/67
D573,290 S *	7/2008	Shuai et al.	.....	D26/67
D573,294 S *	7/2008	Chan et al.	.....	D26/74
D573,297 S *	7/2008	Beadle	.....	D26/118
D582,342 S *	12/2008	Chen et al.	.....	D13/118

\* cited by examiner

*Primary Examiner*—Philip S Hyder

*Assistant Examiner*—Susan E Krakower

(74) *Attorney, Agent, or Firm*—Rosenberg, Klein & Lee

(57) **CLAIM**

The ornamental design for a thin insertion type illumination assembly, as shown and described.

**DESCRIPTION**

FIG. 1 is a perspective view of a thin insertion type illumination assembly showing our new design;

FIG. 2 is a front elevational view thereof;

FIG. 3 is a rear elevational view thereof;

FIG. 4 is a left side elevational view thereof;

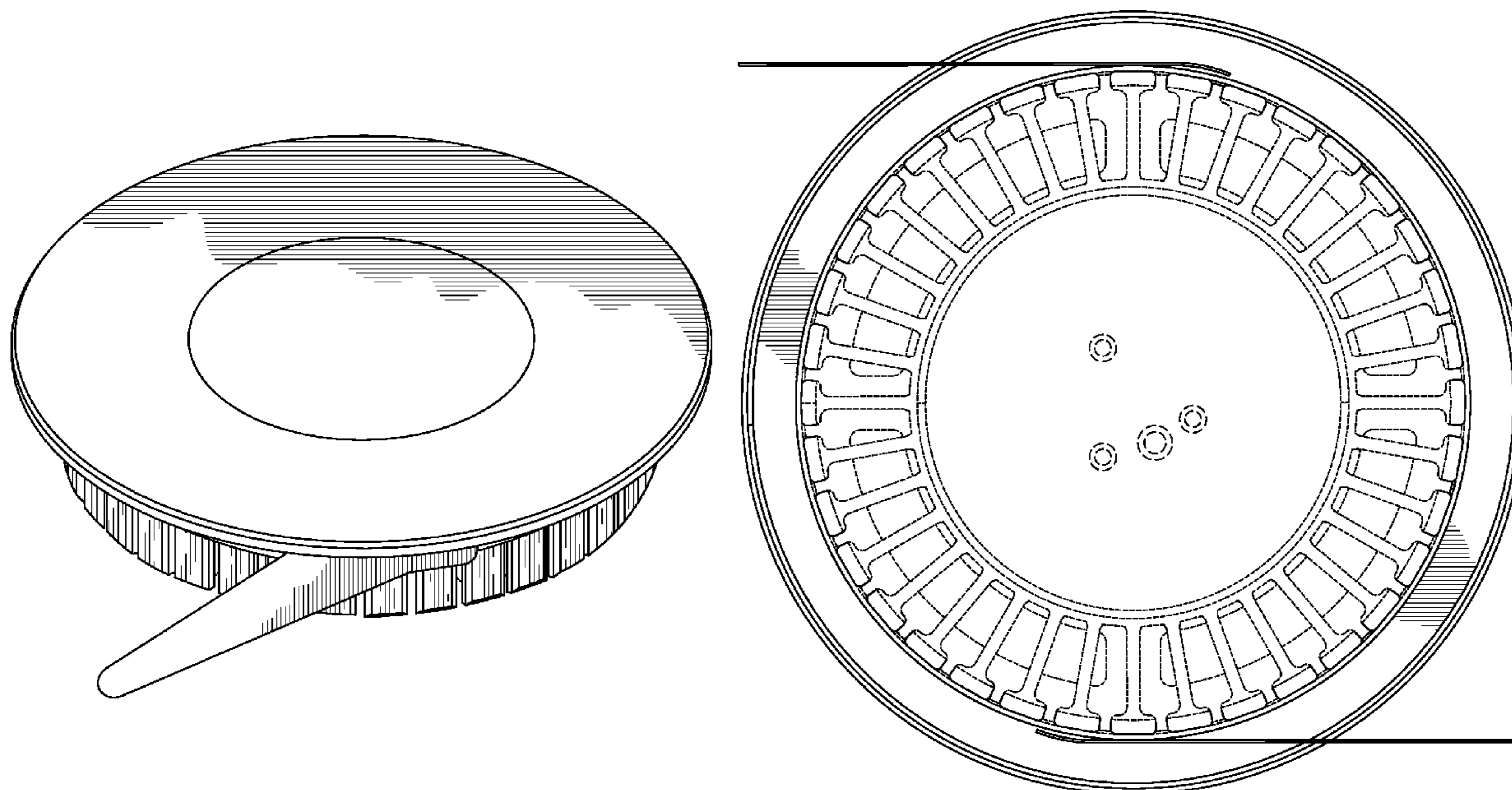
FIG. 5 is a right side elevational view thereof;

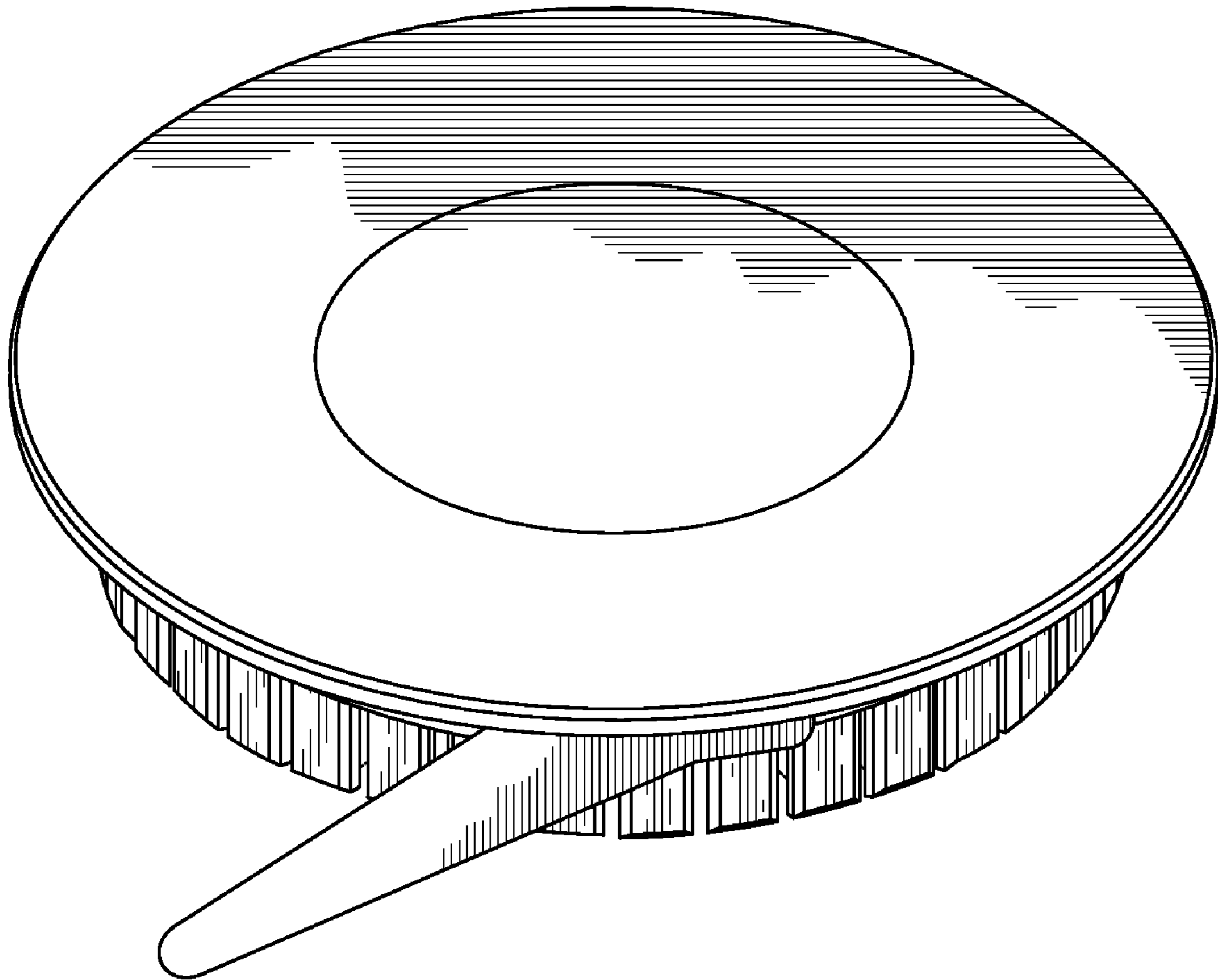
FIG. 6 is a bottom plan view thereof; and,

FIG. 7 is a top plan view thereof.

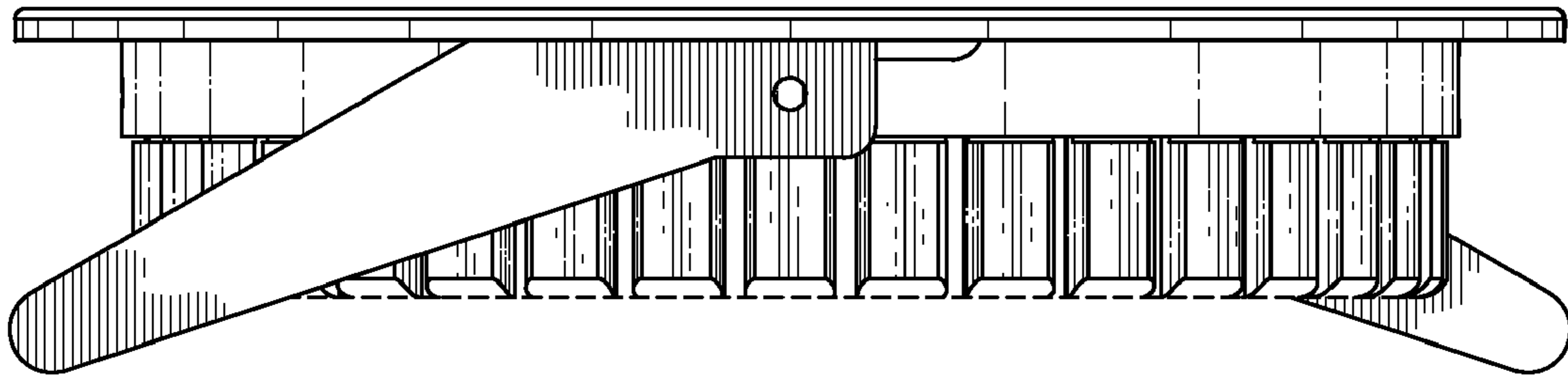
The environmental elements of the disclosure shown in broken lines form no part of the claimed design.

**1 Claim, 5 Drawing Sheets**

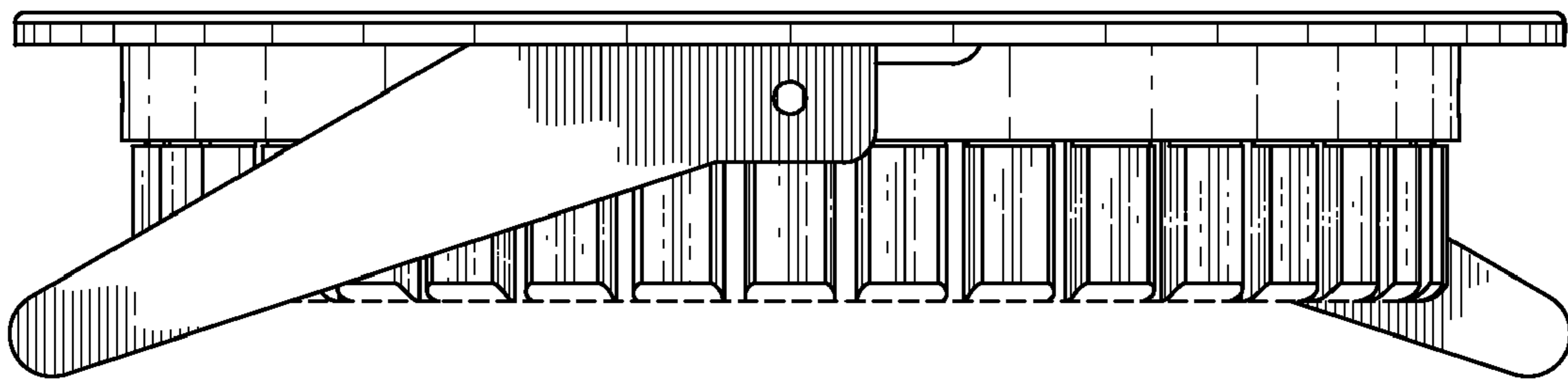




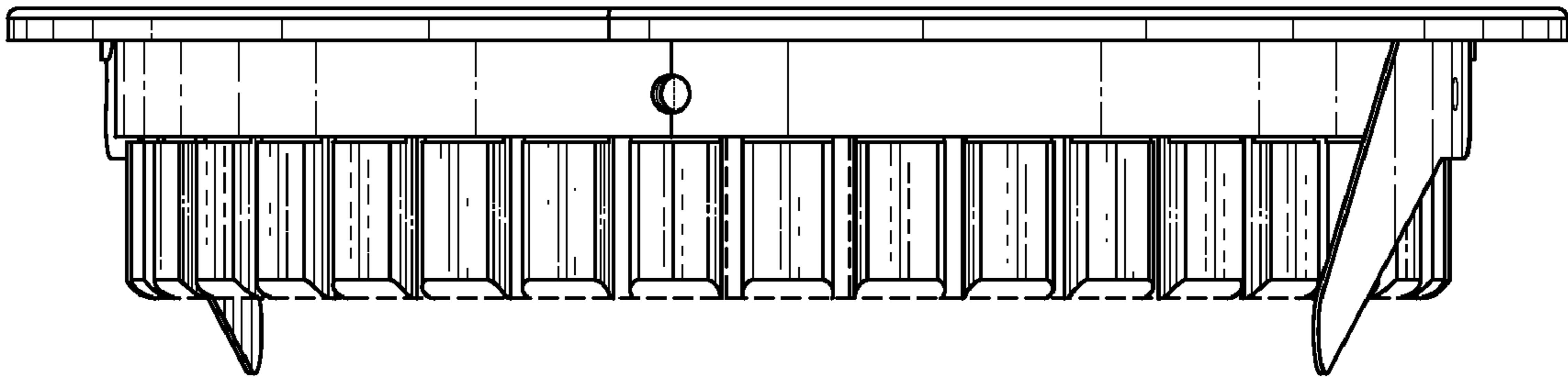
**FIG. 1**



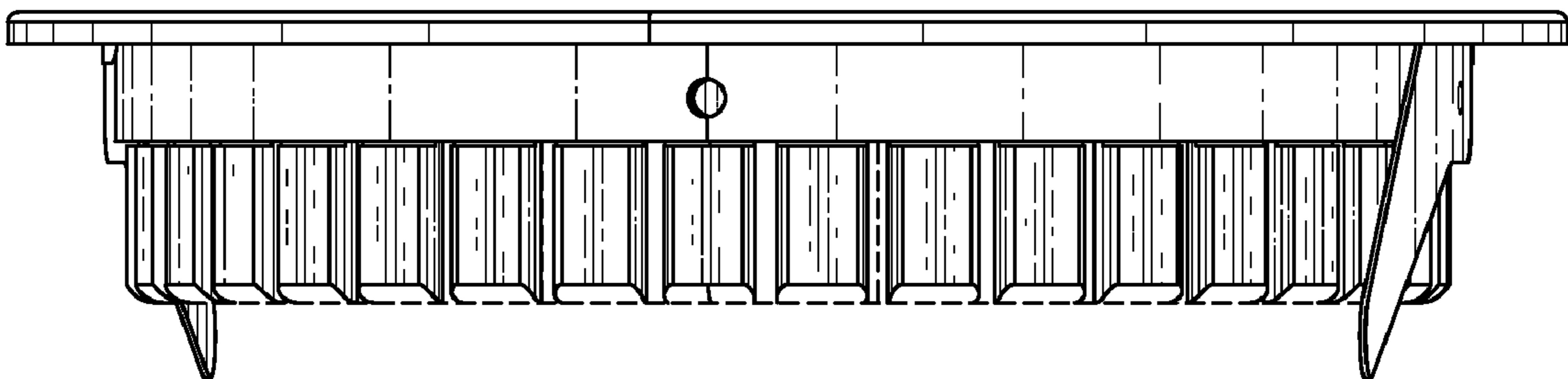
*FIG. 2*



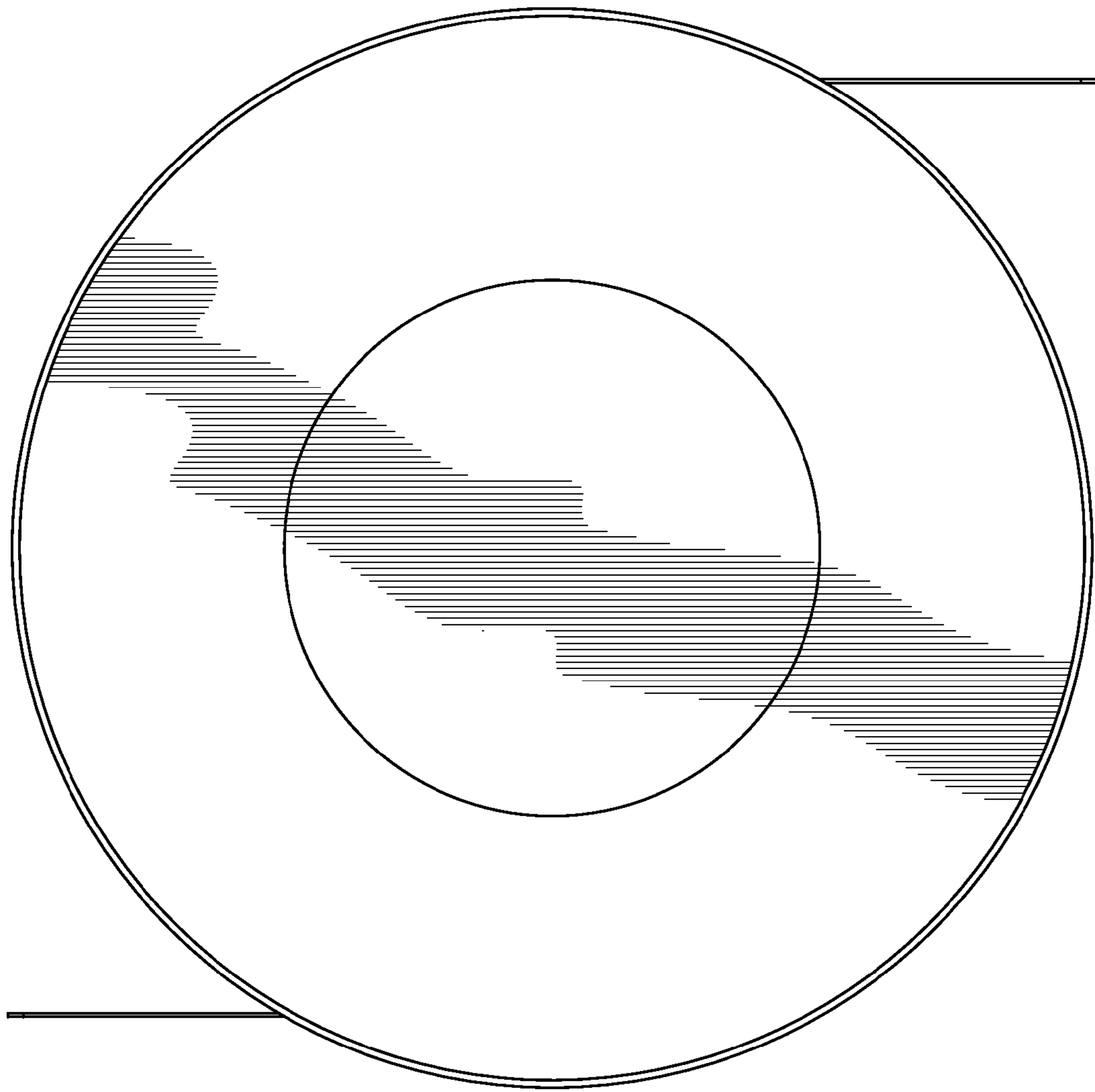
*FIG. 3*



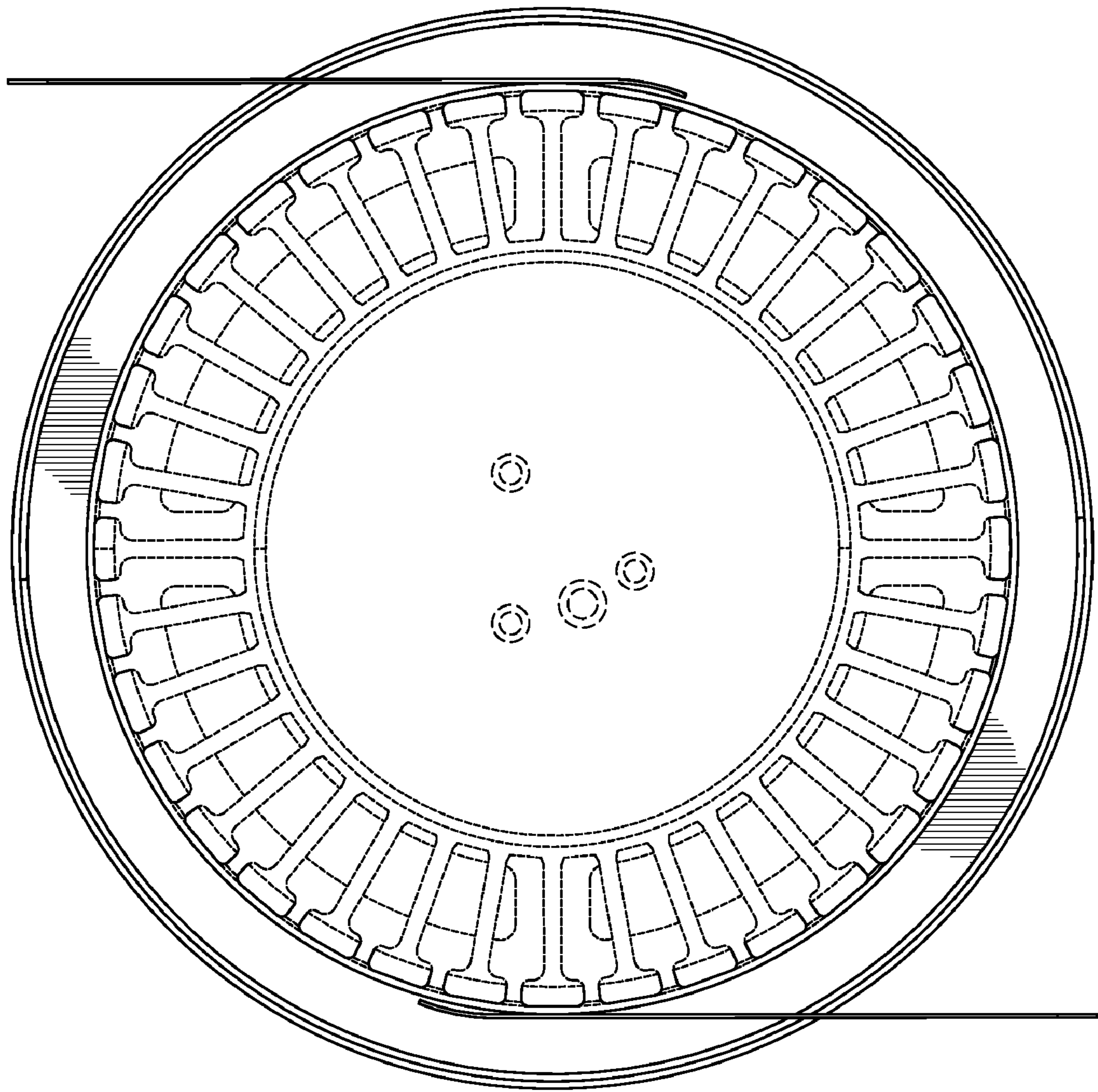
*FIG. 4*



*FIG. 5*



**FIG.6**



**FIG. 7**