



US00D606679S

(12) **United States Design Patent**  
**Iwasaki**

(10) **Patent No.:** **US D606,679 S**

(45) **Date of Patent:** **\*\* Dec. 22, 2009**

(54) **FRONT COMBINATION LAMP FOR AN  
AUTOMOBILE**

(75) Inventor: **Ken Iwasaki**, Tokyo (JP)

(73) Assignee: **Toyota Jidosha Kabushiki Kaisha**,  
Toyota-shi (JP)

(\*\*) Term: **14 Years**

(21) Appl. No.: **29/331,572**

(22) Filed: **Jan. 28, 2009**

(51) **LOC (9) Cl.** ..... **26-06**

(52) **U.S. Cl.** ..... **D26/28**

(58) **Field of Classification Search** ..... D26/28-36;  
362/459-468, 475-478, 485-487

See application file for complete search history.

(56) **References Cited**

**U.S. PATENT DOCUMENTS**

D526,424 S	8/2006	Suzuki et al.	
D556,349 S	* 11/2007	Golden et al. ....	D26/28
D560,291 S	* 1/2008	Koyama .....	D26/28
D561,358 S	* 2/2008	Tachibana .....	D26/28
D561,359 S	* 2/2008	Hsu .....	D26/28
D562,474 S	2/2008	Matsuoka et al.	
D563,576 S	* 3/2008	Hanaoka .....	D26/28
D570,007 S	* 5/2008	Hsu .....	D26/28

**OTHER PUBLICATIONS**

Brochure of Dodge Ram, Aug. 2003 Daimler Chrysler Corporation  
Dodge Ram.

Brochure of Toyota Tundra, "Toyota '08 US Brochure", p. 44, issued  
by Toyota Motor Sales, U.S.A., Inc., published at least as early as Jan.  
1, 2008.

Photograph of Toyota Land Cruiser, "Motor Fan additional vol. 397  
New Land Cruiser-No-Subete", issued by San-eishobo Publishing  
Co., Ltd., Nov. 5, 2007.

\* cited by examiner

*Primary Examiner*—Marcus A. Jackson

(74) *Attorney, Agent, or Firm*—Finnegan, Henderson,  
Farabow, Garrett & Dunner, LLP

(57) **CLAIM**

The ornamental design for the front combination lamp for an  
automobile, as shown and described.

**DESCRIPTION**

FIG. 1 is a perspective view of the front combination lamp for  
an automobile of my new design;

FIG. 2 is a front view thereof;

FIG. 3 is a rear view thereof;

FIG. 4 is a top view thereof;


FIG. 5 is a bottom view thereof;


FIG. 6 is a right-side view thereof; and,

FIG. 7 is a left-side view thereof.


My design includes the mirror image of the embodiment  
depicted. In a second embodiment, the rear view of FIG. 3  
forms no part of the claimed design.

**1 Claim, 3 Drawing Sheets**







**FIG. 1**




**FIG. 2**




**FIG. 3**




**FIG. 4**



**FIG. 5**



**FIG. 6**



**FIG. 7**