



US00D606668S

(12) **United States Design Patent**
Dong

(10) **Patent No.:** **US D606,668 S**

(45) **Date of Patent:** **** Dec. 22, 2009**

(54) **FENCE**

(75) Inventor: **Jane Dong**, Hackensack, NJ (US)

(73) Assignee: **XM International, Inc.**, Hackensack, NJ (US)

(**) Term: **14 Years**

(21) Appl. No.: **29/314,426**

(22) Filed: **Mar. 30, 2009**

Related U.S. Application Data

(62) Division of application No. 29/292,943, filed on Nov. 2, 2007, now Pat. No. Des. 589,628, which is a division of application No. 29/245,884, filed on Dec. 30, 2005, now Pat. No. Des. 554,767.

(51) **LOC (9) Cl.** **25-02**

(52) **U.S. Cl.** **D25/38**

(58) **Field of Classification Search** D25/45,
D25/50, 38, 39; 256/1, 24, 73, 19, 22, 32,
256/33, 35, 37

See application file for complete search history.

(56) **References Cited**

U.S. PATENT DOCUMENTS

D39,977 S	5/1909	Peter
D166,382 S	4/1952	Falatico
2,622,848 A	12/1952	Campbell
D274,006 S	5/1984	Djurina

D347,186 S	5/1994	Caval et al.
D404,501 S	1/1999	Smith
D423,683 S	4/2000	Dashevsky
D425,206 S	5/2000	Dashevsky
D449,383 S *	10/2001	Erwin D25/38
D486,240 S *	2/2004	Collins D25/38
D554,767 S	11/2007	Dong
D554,768 S	11/2007	Dong
D585,999 S	2/2009	Dong
D589,628 S	3/2009	Dong

* cited by examiner

Primary Examiner—Doris Clark

(74) *Attorney, Agent, or Firm*—Brandon N. Sklar, Esq.; Kaye Scholer LLP

(57) **CLAIM**

I claim the ornamental design for a fence, as shown and described.

DESCRIPTION

FIG. 1 is a top plan view of a fence showing my new design; FIG. 2 is a front elevation view thereof, the rear being a mirror image thereto;

FIG. 3 is a right side view, the left side being a mirror image thereto; and,

FIG. 4 is a bottom plan view thereof.

The broken lines are for illustrative purposes only and form no part of the claimed design.

1 Claim, 1 Drawing Sheet

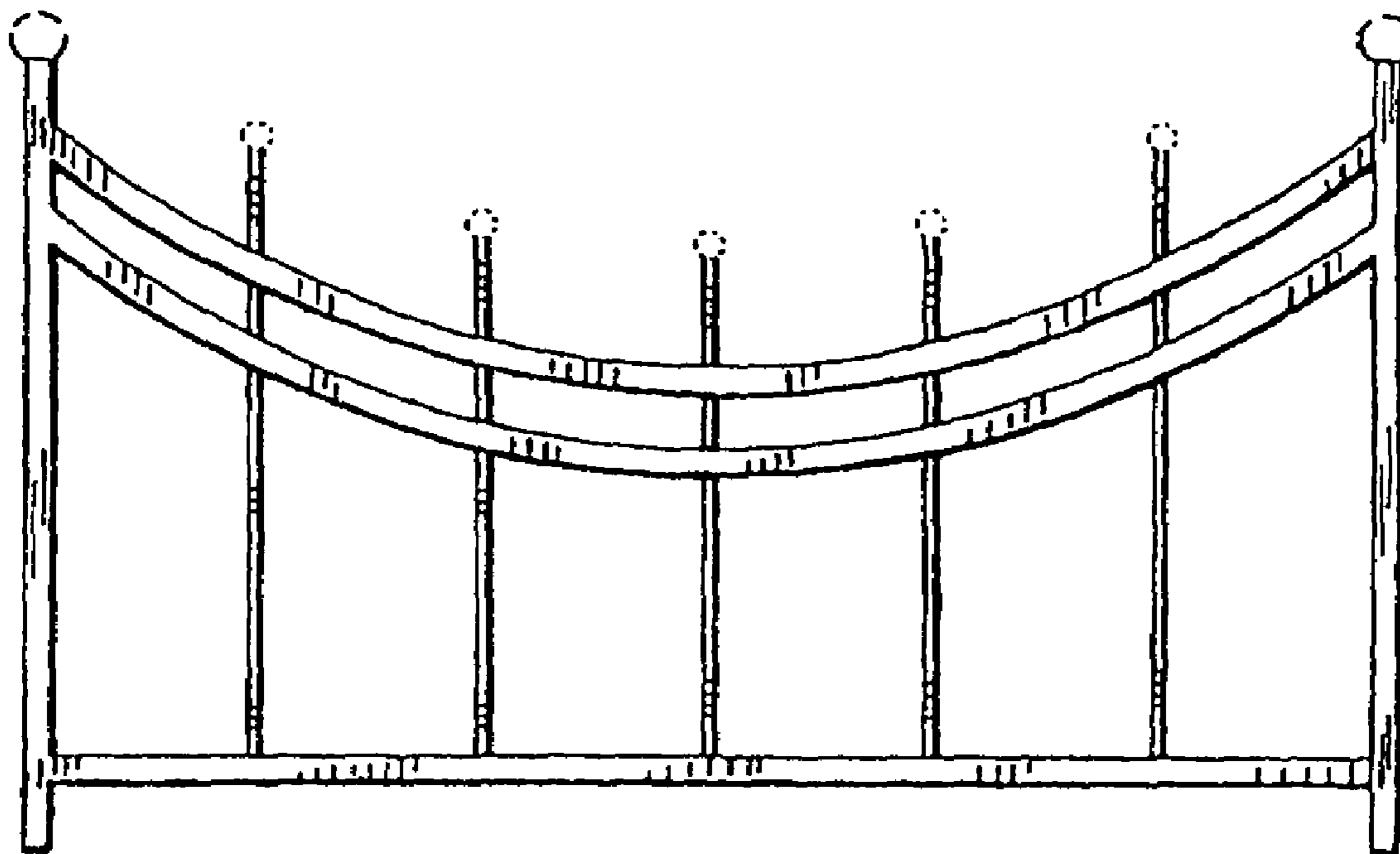


FIG. 1

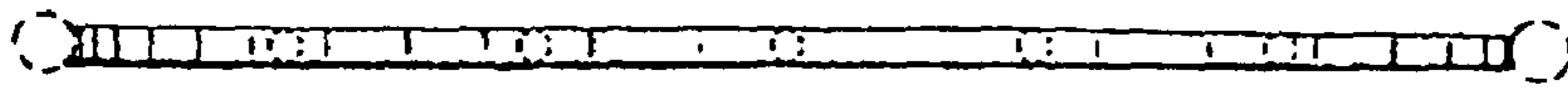


FIG. 2

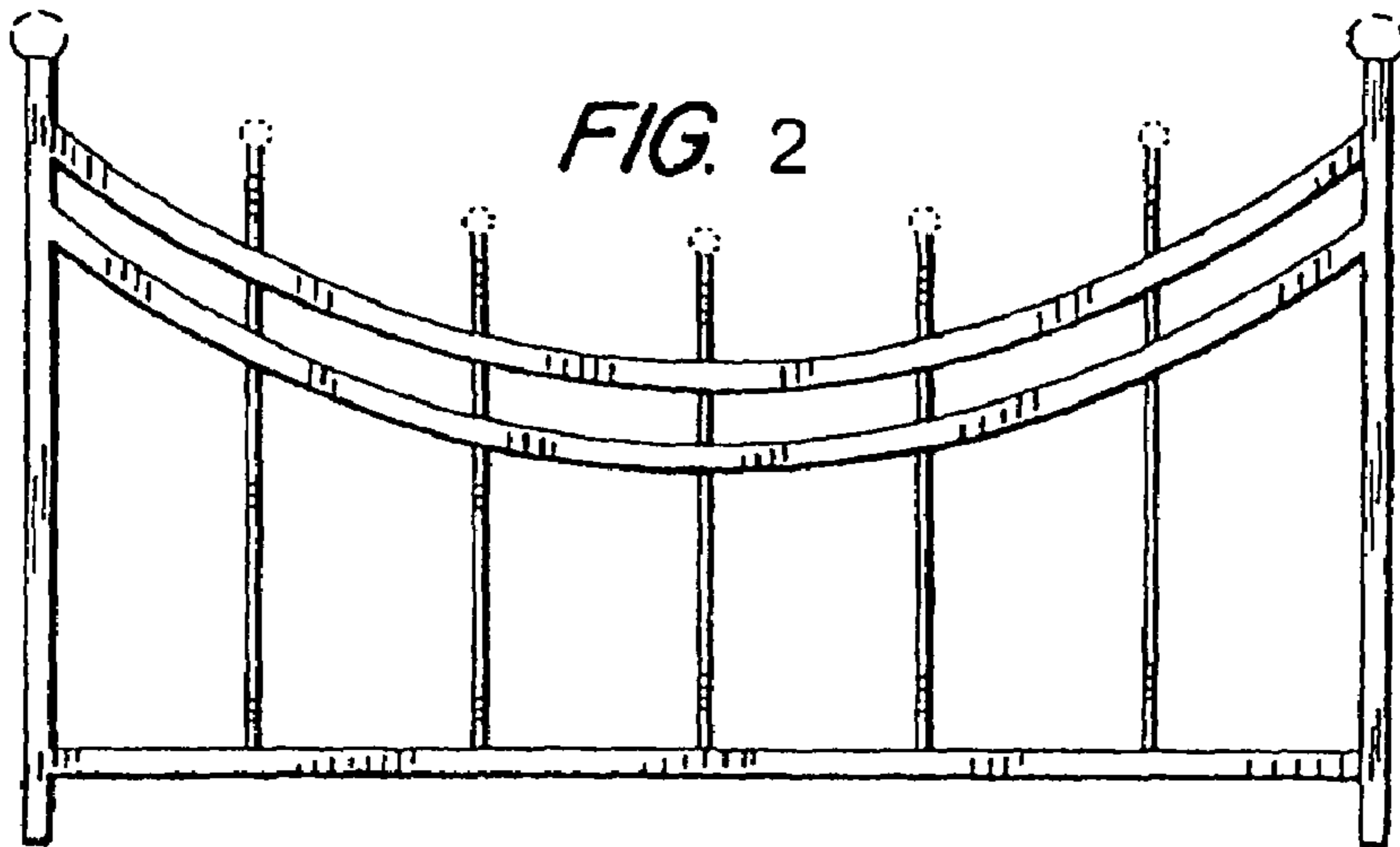


FIG. 3



FIG. 4

