

US00D606646S

(12) **United States Design Patent**
Leatham

(10) **Patent No.:** **US D606,646 S**
(45) **Date of Patent:** **** Dec. 22, 2009**

(54) **CHIMNEY COVER**

(75) Inventor: **Brandon C. Leatham**, 121 Beacon Dr.,
Idaho Falls, ID (US) 83402

(73) Assignee: **Brandon C. Leatham**, Idaho Falls, ID
(US)

(**) Term: **14 Years**

(21) Appl. No.: **29/291,362**

(22) Filed: **Aug. 23, 2007**

(51) **LOC (9) Cl.** **23-04**

(52) **U.S. Cl.** **D23/374**

(58) **Field of Classification Search** D23/374,
D23/393-394; 454/4, 15, 13, 14, 17, 18
See application file for complete search history.

(56) **References Cited**

U.S. PATENT DOCUMENTS

152,647	A *	6/1874	Kennard	454/36
377,508	A *	2/1888	Wright	454/13
D28,237	S *	2/1898	Woodside	D23/374
4,181,119	A	1/1980	Lyles		
D284,094	S	6/1986	Liniger		
4,691,624	A	9/1987	Moore		

D308,572	S	6/1990	Tietz		
5,025,712	A	6/1991	Perry		
5,387,151	A	2/1995	Sexton		
5,842,918	A	12/1998	Cowen		
5,897,434	A	4/1999	Arbucci		
6,066,039	A	5/2000	Cowen		
6,152,817	A	11/2000	Daniels et al.		
D593,671	S *	6/2009	Arnold, Jr.	D23/374

* cited by examiner

Primary Examiner—Lisa P Lichtenstein

(57) **CLAIM**

The ornamental design for a chimney cover, as shown and described.

DESCRIPTION

FIG. 1 is a front plan view of a chimney cover in accordance with a preferred embodiment of the present invention;
FIG. 2 is a rear plan view of the chimney cover;
FIG. 3 is a first side plan view of the chimney cover;
FIG. 4 is a second side plan view of the chimney cover;
FIG. 5 is a bottom plan view of the chimney cover; and,
FIG. 6 is a perspective view of the chimney cover.

1 Claim, 4 Drawing Sheets



Fig. 1




Fig. 2




Fig. 3

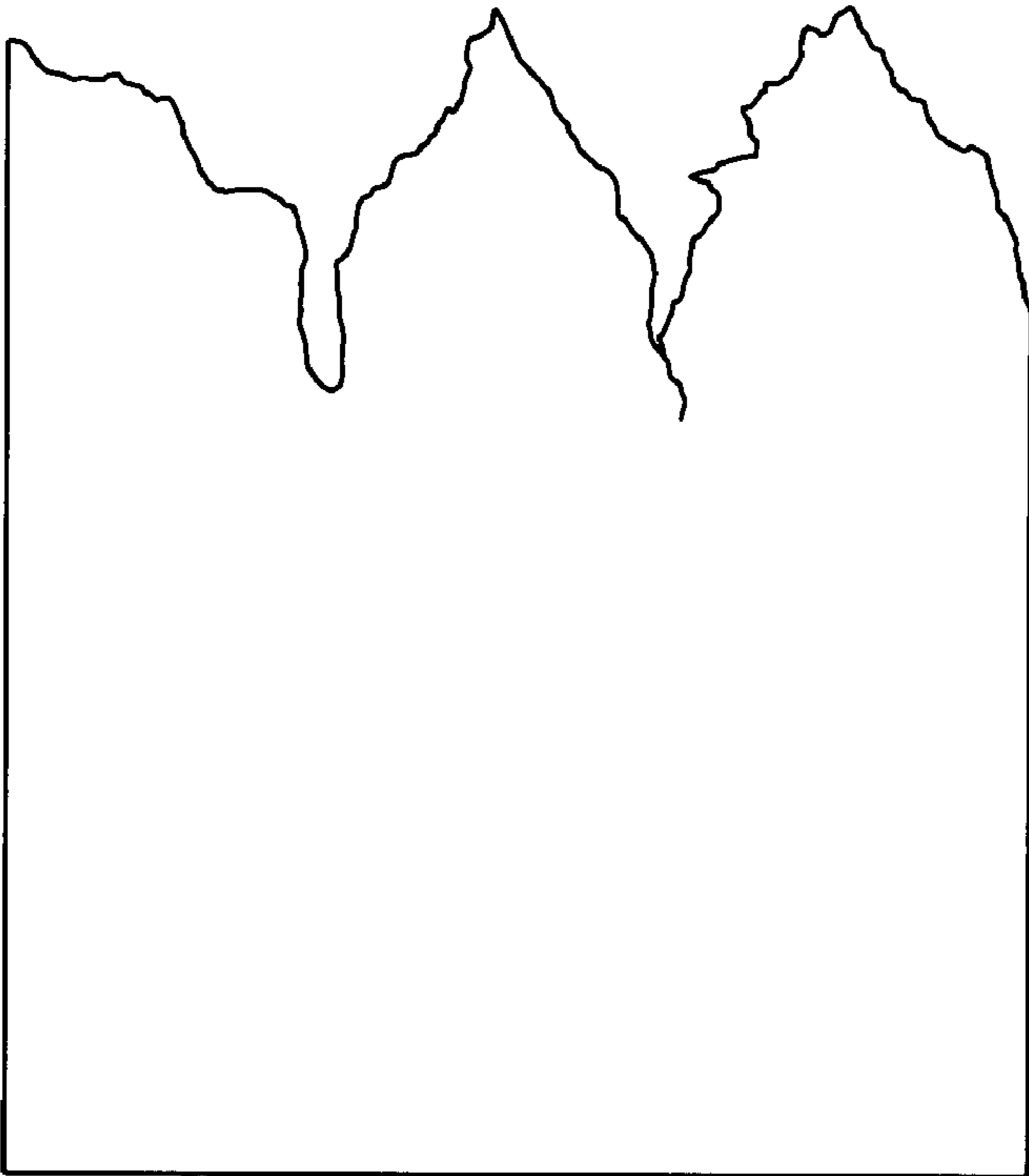


Fig. 4

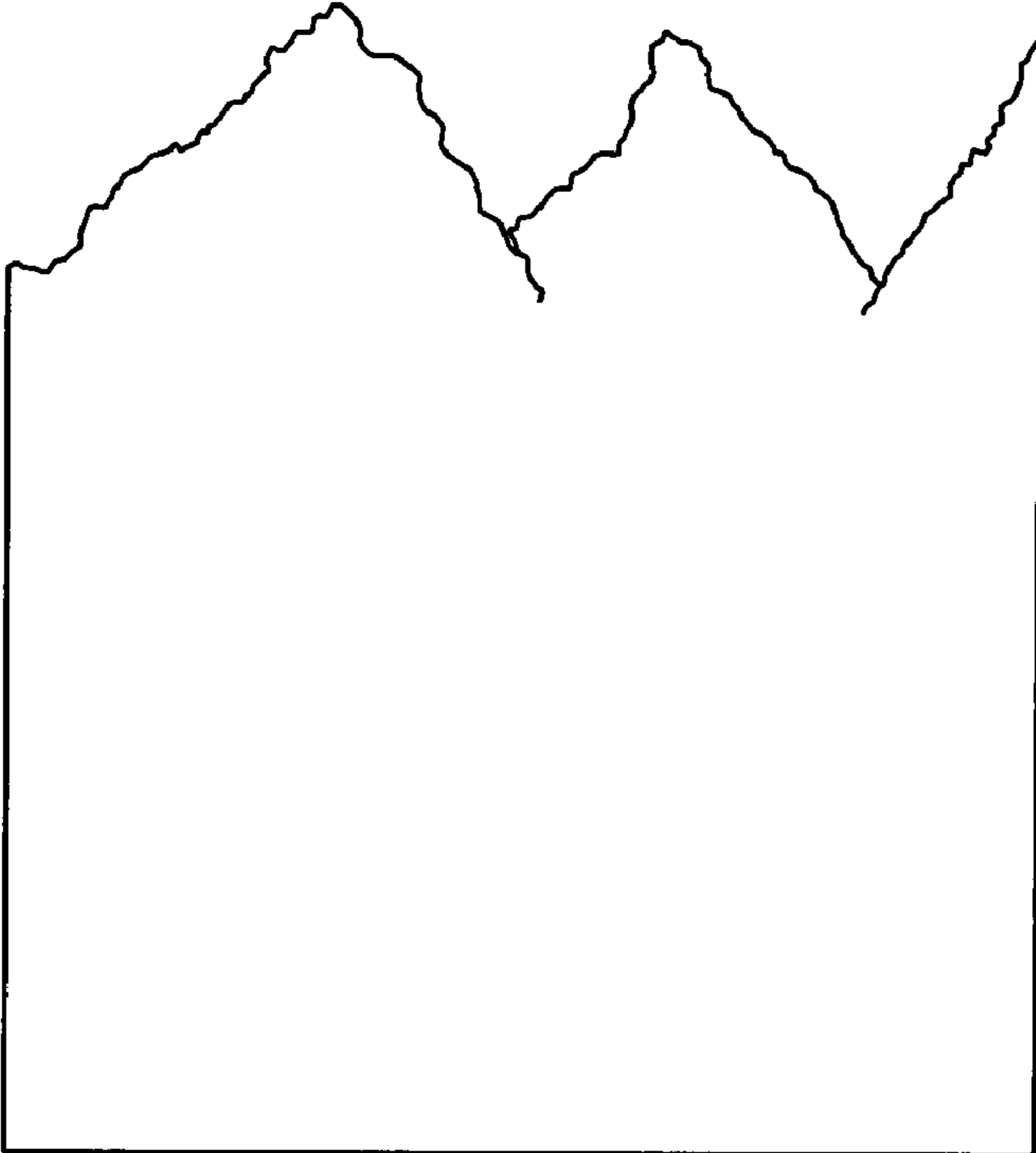


Fig. 5




Fig. 6

