



US00D606602S

(12) **United States Design Patent**
Marotta

(10) **Patent No.:** **US D606,602 S**

(45) **Date of Patent:** **** Dec. 22, 2009**

(54) **FAST PITCHING SOFTBALL PITCHING TOOL**

(76) **Inventor:** **Melissa Ann Marotta**, 118 Jack Russell Ct., Nazareth, PA (US) 18064

(**) **Term:** **14 Years**

(21) **Appl. No.:** **29/282,311**

(22) **Filed:** **Jul. 17, 2007**

(51) **LOC (9) Cl.** **21-02**

(52) **U.S. Cl.** **D21/698; D21/780**

(58) **Field of Classification Search** D21/662,
D21/692, 698, 719, 780, 781, 791, 799.1;
D30/151-154; D29/100, 101.1-101.5; D3/215;
D2/624-640; 473/415-504, 207-217; 119/769-799;
482/121-130, 69, 148; 434/247, 248, 251,
434/252, 254, 255

See application file for complete search history.

(56) **References Cited**

U.S. PATENT DOCUMENTS

3,884,190	A *	5/1975	Gurrey	119/797
4,728,553	A *	3/1988	Daniels	428/100
5,263,916	A *	11/1993	Bobich	482/124
5,340,110	A *	8/1994	Mollis	473/206
5,704,856	A *	1/1998	Morse	473/422
5,718,189	A *	2/1998	Blake	119/770
D407,866	S *	4/1999	Perrulli	D30/153
D410,330	S *	6/1999	Klein	D3/221

5,971,668	A *	10/1999	Miller	405/259.1
D454,992	S *	3/2002	Yantz	D30/153
6,840,894	B2 *	1/2005	Lerner	482/124
7,402,147	B1 *	7/2008	Allen	602/20
2007/0275796	A1 *	11/2007	Carter	473/459

* cited by examiner

Primary Examiner—Catherine Tuttle

(74) *Attorney, Agent, or Firm*—QuickPatents, Inc.; Kevin Prince

(57) **CLAIM**

I claim the ornamental design for a fast pitch softball pitching tool, as shown and described.

DESCRIPTION

FIG. 1 is a perspective view of a fast pitch softball pitching tool, showing my new design;

FIG. 2 is a front elevational view thereof;

FIG. 3 is a rear elevational view thereof;

FIG. 4 is a left-side elevational view thereof;

FIG. 5 is a right-side elevational view thereof;

FIG. 6 is a top plan view thereof; and,

FIG. 7 is a bottom plan view thereof.

The broken lines showing a person in FIG. 1 are included for the purpose of illustrating the invention in use and form no part of the claimed design.

1 Claim, 2 Drawing Sheets






FIG. 1

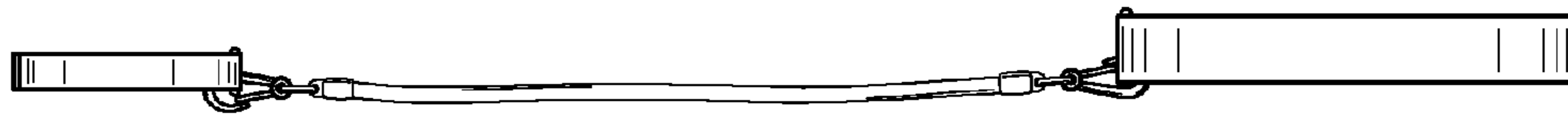


FIG. 2

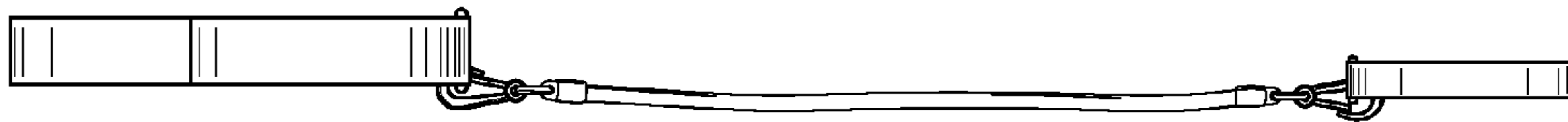


FIG. 3

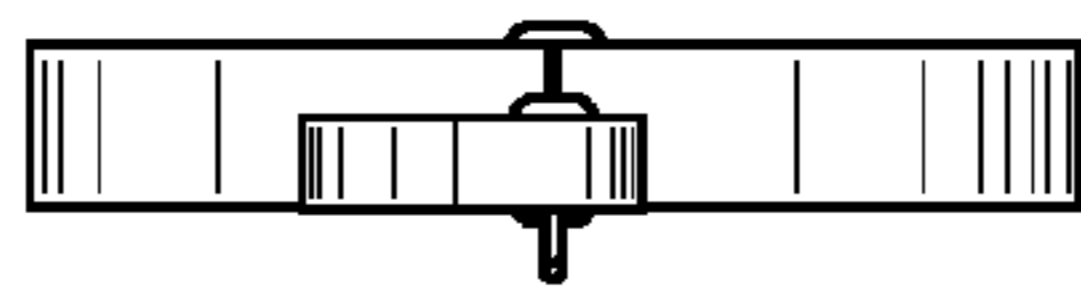


FIG. 4



FIG. 5

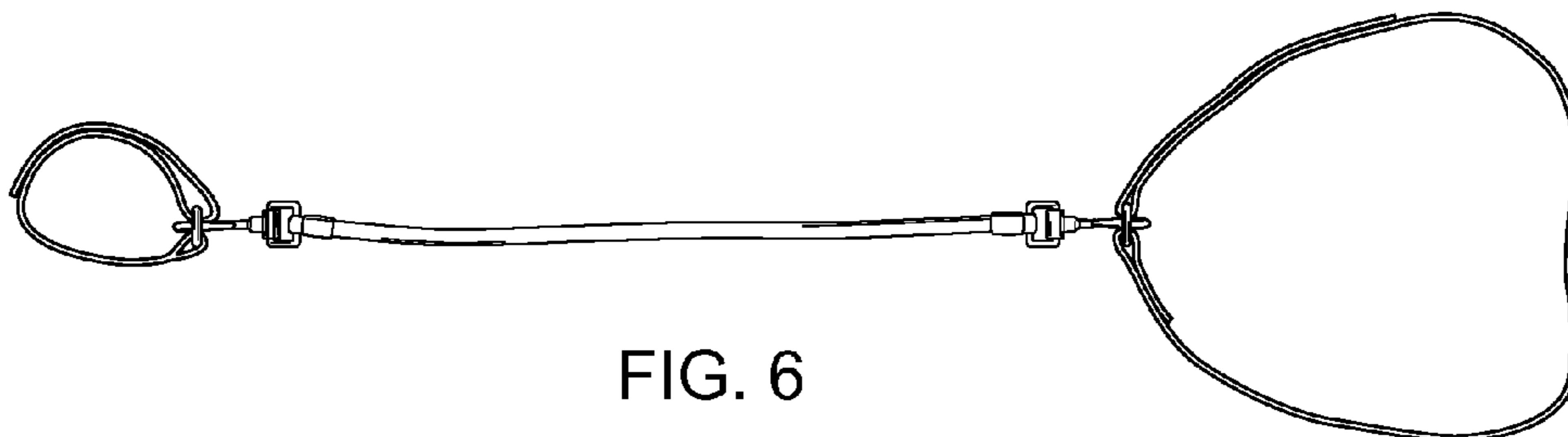


FIG. 6

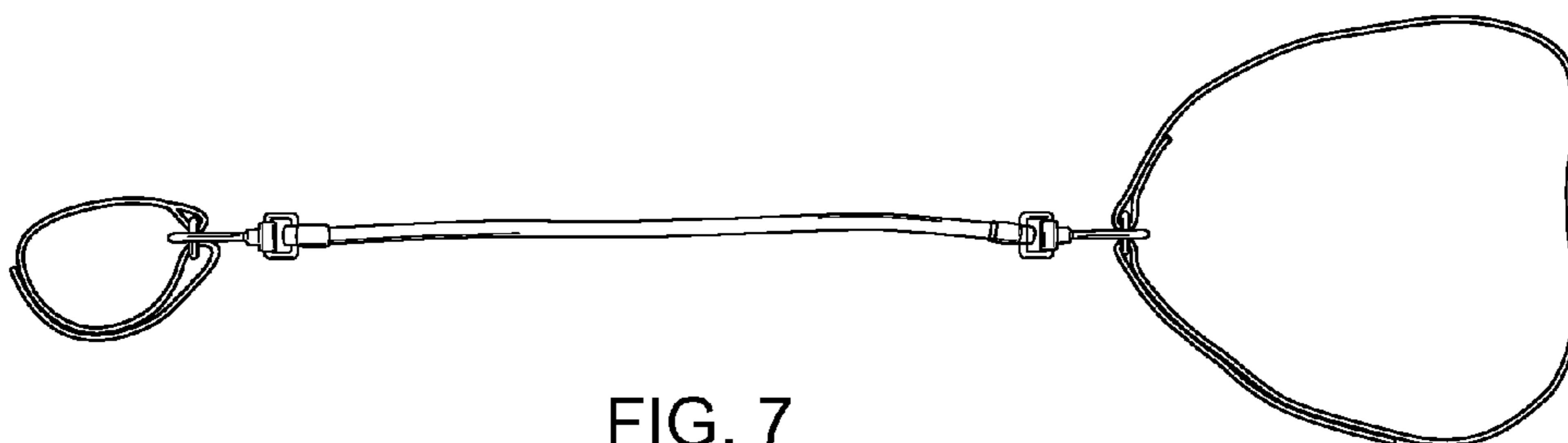


FIG. 7