

US00D606598S

(12) **United States Design Patent**
Lau

(10) **Patent No.:** **US D606,598 S**
(45) **Date of Patent:** **** Dec. 22, 2009**

(54) **DART LAUNCHER TOY VEHICLE**
(75) Inventor: **Kit Hong Lau, Wan Chai (CN)**
(73) Assignee: **Mattel, Inc., El Segundo, CA (US)**
(**) Term: **14 Years**

5,295,890 A * 3/1994 Myers 446/176
D377,324 S * 1/1997 Pejcoch et al. D12/12
5,711,285 A * 1/1998 Stewart et al. 124/67
5,842,907 A 12/1998 Niimura et al.
6,527,619 B1 3/2003 Agostini et al.
6,663,463 B1 12/2003 Dougherty et al.

(21) Appl. No.: **29/277,863**
(22) Filed: **Mar. 12, 2007**

FOREIGN PATENT DOCUMENTS

JP 08-131662 5/1996

* cited by examiner

Primary Examiner—Holly H Baynham

Assistant Examiner—Cynthia M Chin

(74) *Attorney, Agent, or Firm*—Panitch Schwarze Belisario & Nadel LLP

Related U.S. Application Data

(63) Continuation-in-part of application No. 29/266,412, filed on Sep. 20, 2006, now abandoned, and a continuation-in-part of application No. 29/272,144, filed on Feb. 1, 2007, now abandoned.

(51) **LOC (9) Cl.** **21-01**
(52) **U.S. Cl.** **D21/539; D21/557**
(58) **Field of Classification Search** D21/533,
D21/537, 539, 556, 557, 431; D12/12, 14;
D15/10–12, 22–25; 446/176, 424–427, 429,
446/433, 435, 470, 475; 89/36.08; 124/67
See application file for complete search history.

(57) **CLAIM**

The ornamental design for a dart launcher toy vehicle, as shown and described.

(56) **References Cited**

U.S. PATENT DOCUMENTS

2,551,109 A 5/1951 Fornary
2,735,221 A 2/1956 Fields
3,148,478 A 9/1964 Miller
3,339,536 A 9/1967 Glass et al.
3,392,484 A 7/1968 Ryan et al.
D212,436 S * 10/1968 Fusco D21/557
D234,091 S * 1/1975 Krumholz D21/557
3,869,825 A * 3/1975 Heberkein 446/433
D258,223 S * 2/1981 Itakura D21/539
D279,806 S * 7/1985 Stern et al. D21/557
4,659,320 A * 4/1987 Rich et al. 446/435
D290,479 S * 6/1987 Jones et al. D21/557
D301,357 S * 5/1989 Kunihiro D21/580
D329,885 S * 9/1992 Maarschalkerweerd et al. . D21/
539

DESCRIPTION

FIG. 1 is an elevated perspective view of the front and left side of a preferred embodiment of the dart launcher toy vehicle in accordance with the new design;

FIG. 2 is an elevation view of the left side of the dart launcher toy vehicle;

FIG. 3 is an elevation view of the right side of the dart launcher toy,

FIG. 4 is an elevation view of the front of the dart launcher toy vehicle;


FIG. 5 is an elevation view of the rear of the dart launcher toy vehicle;

FIG. 6 is a plan view of the top of the dart launcher toy vehicle; and,

FIG. 7 is a plan view of the bottom of the dart launcher toy vehicle.

The portions of the article shown in broken lines form no part of the claimed design.

1 Claim, 7 Drawing Sheets



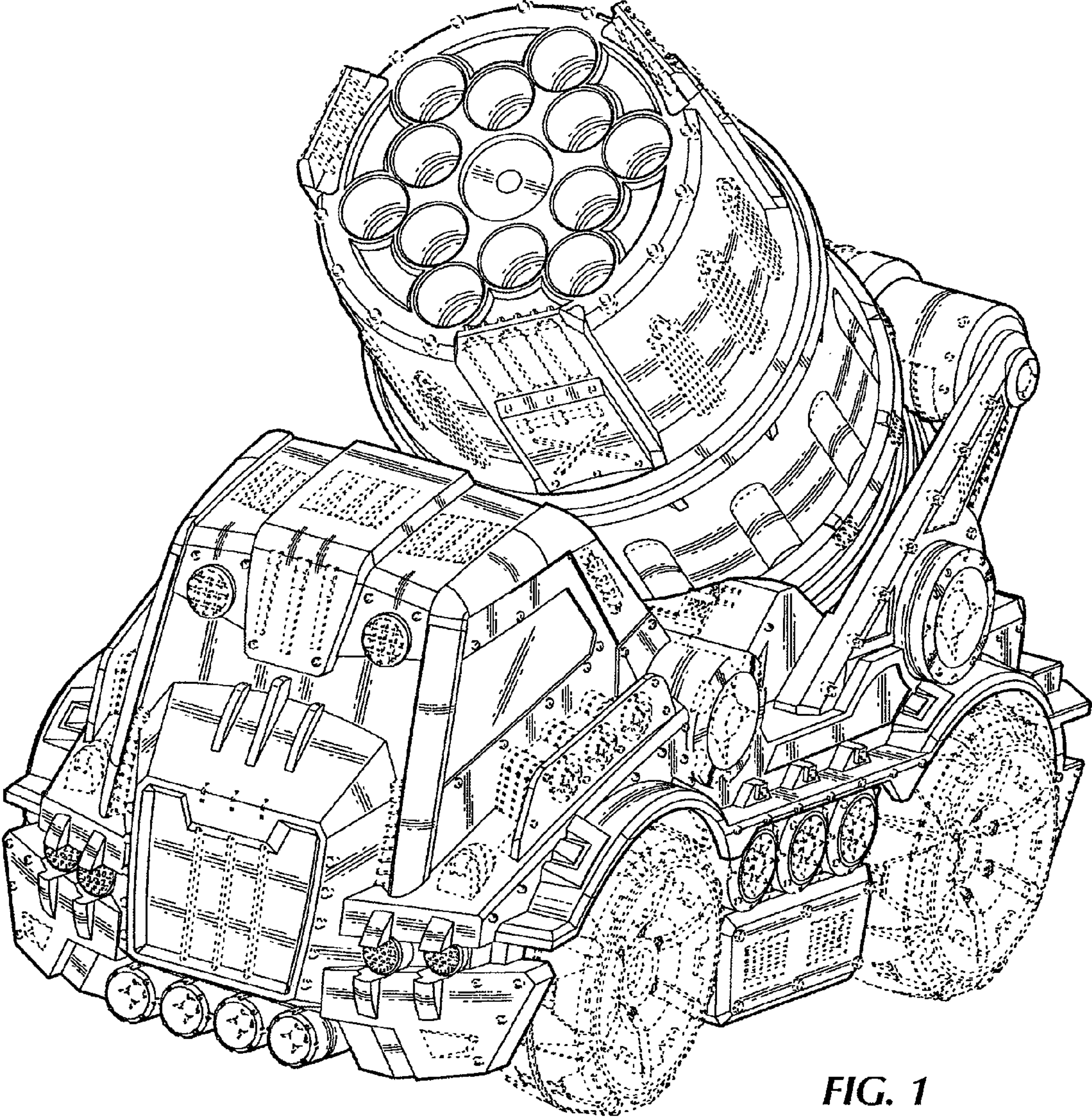
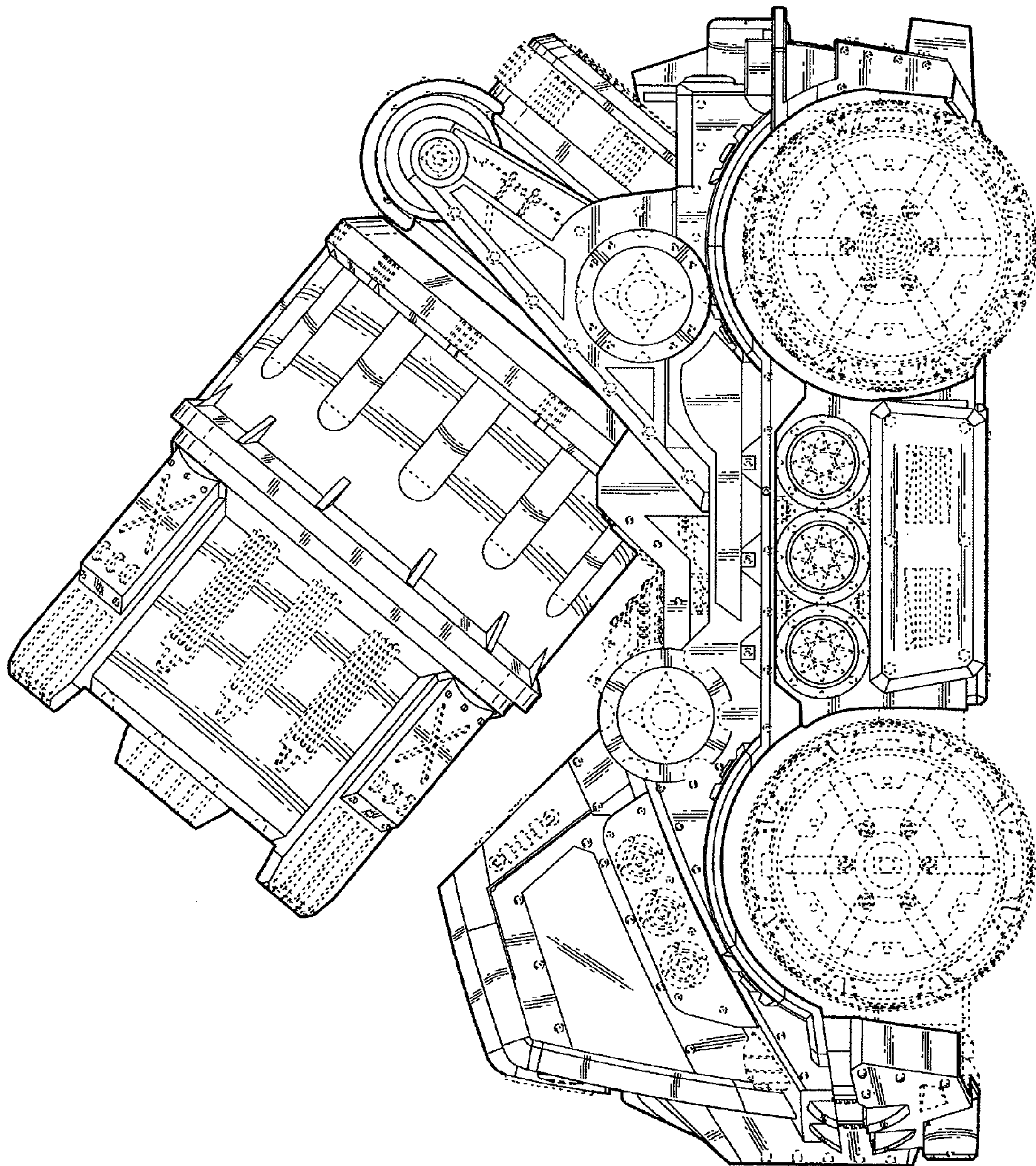


FIG. 1

FIG. 2



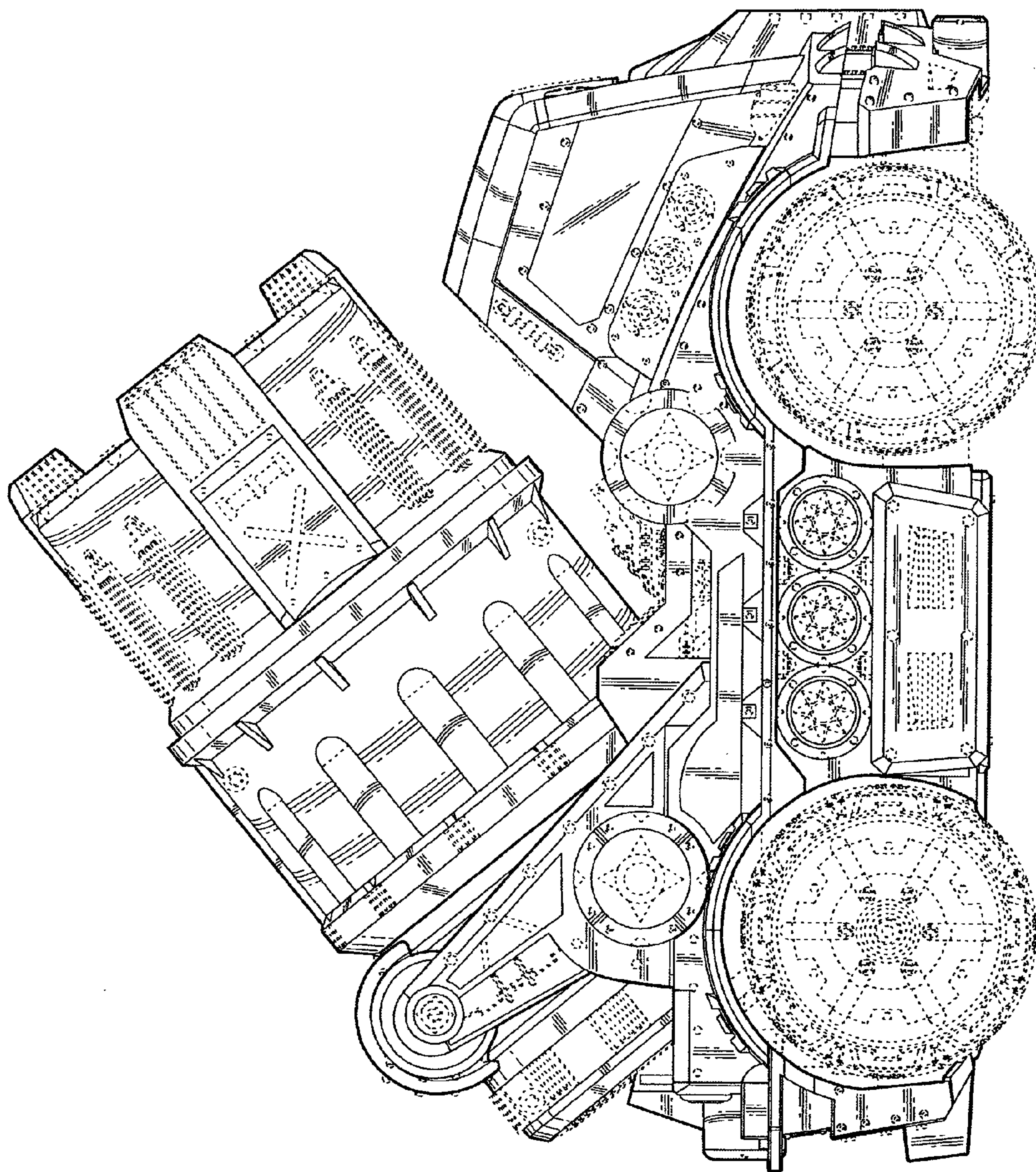


FIG. 3

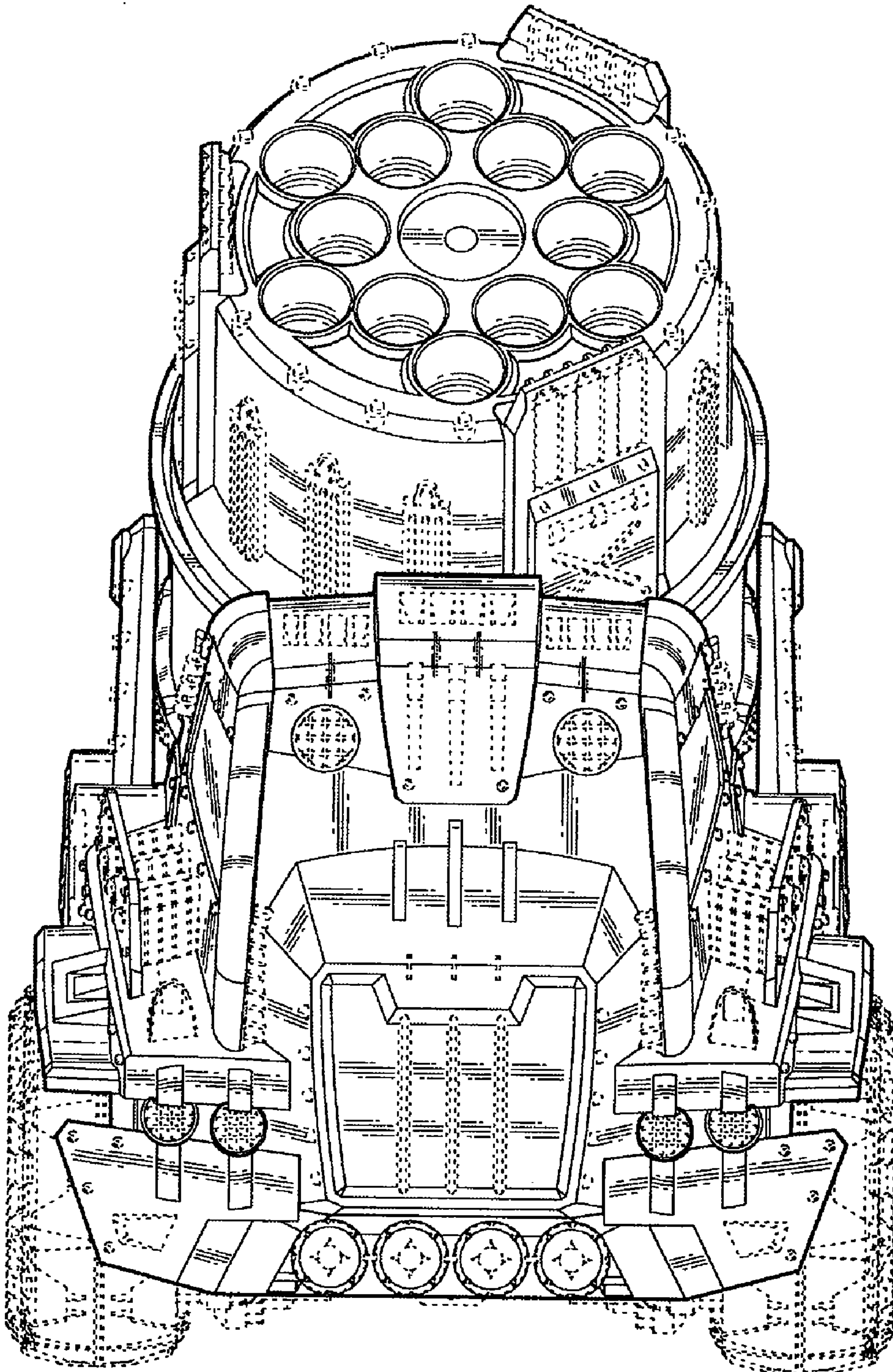


FIG. 4

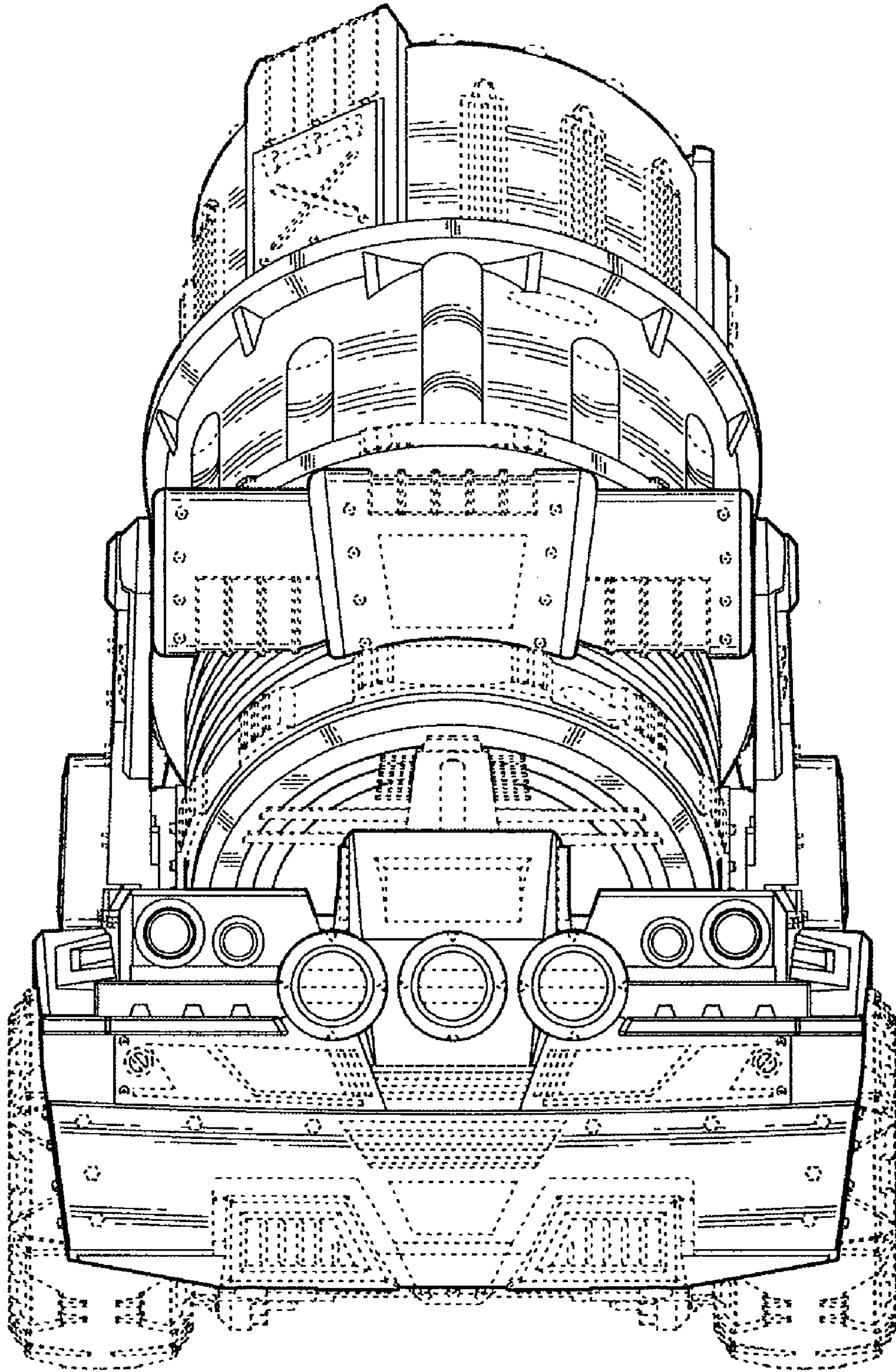


FIG. 5

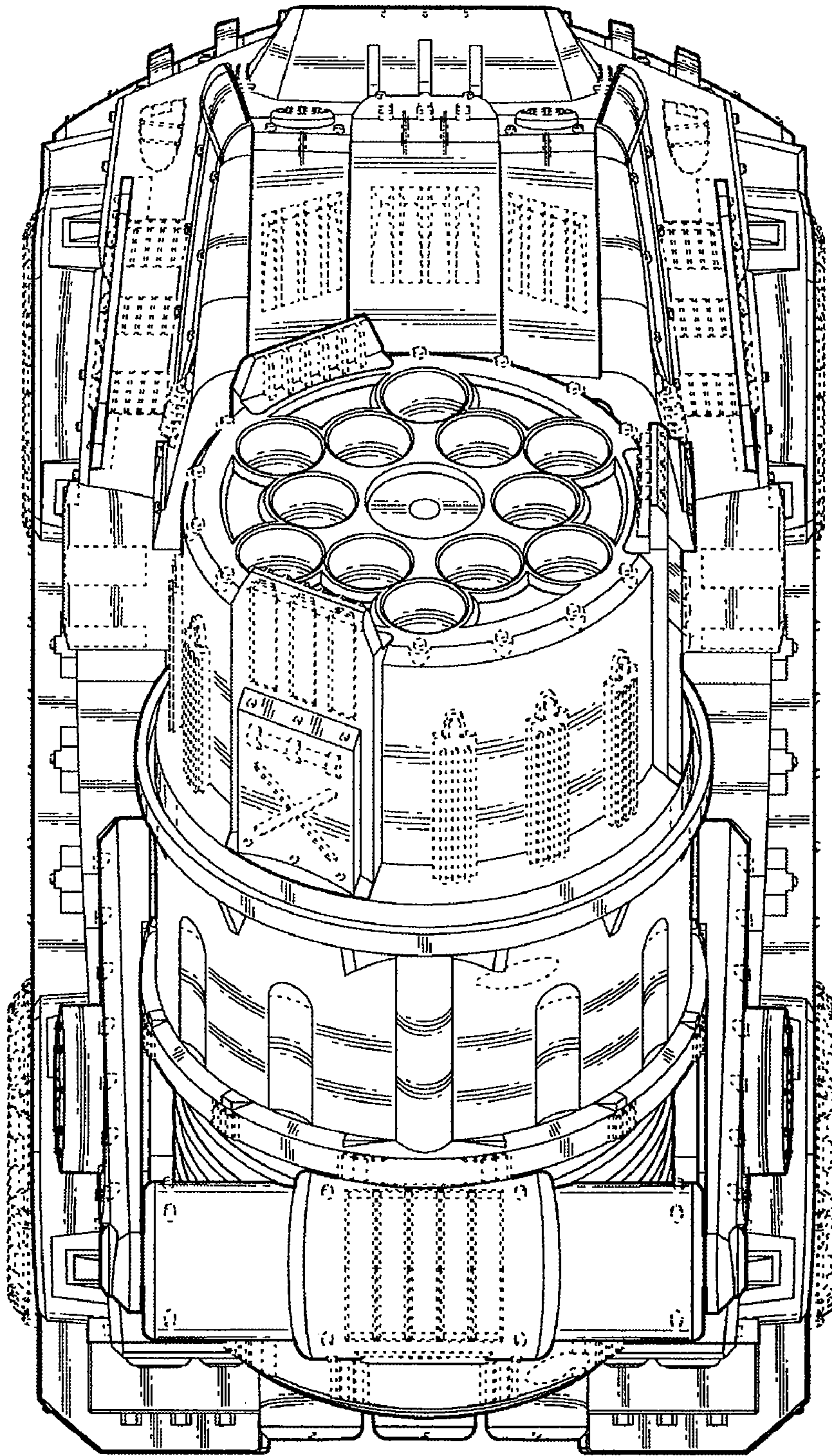


FIG. 6

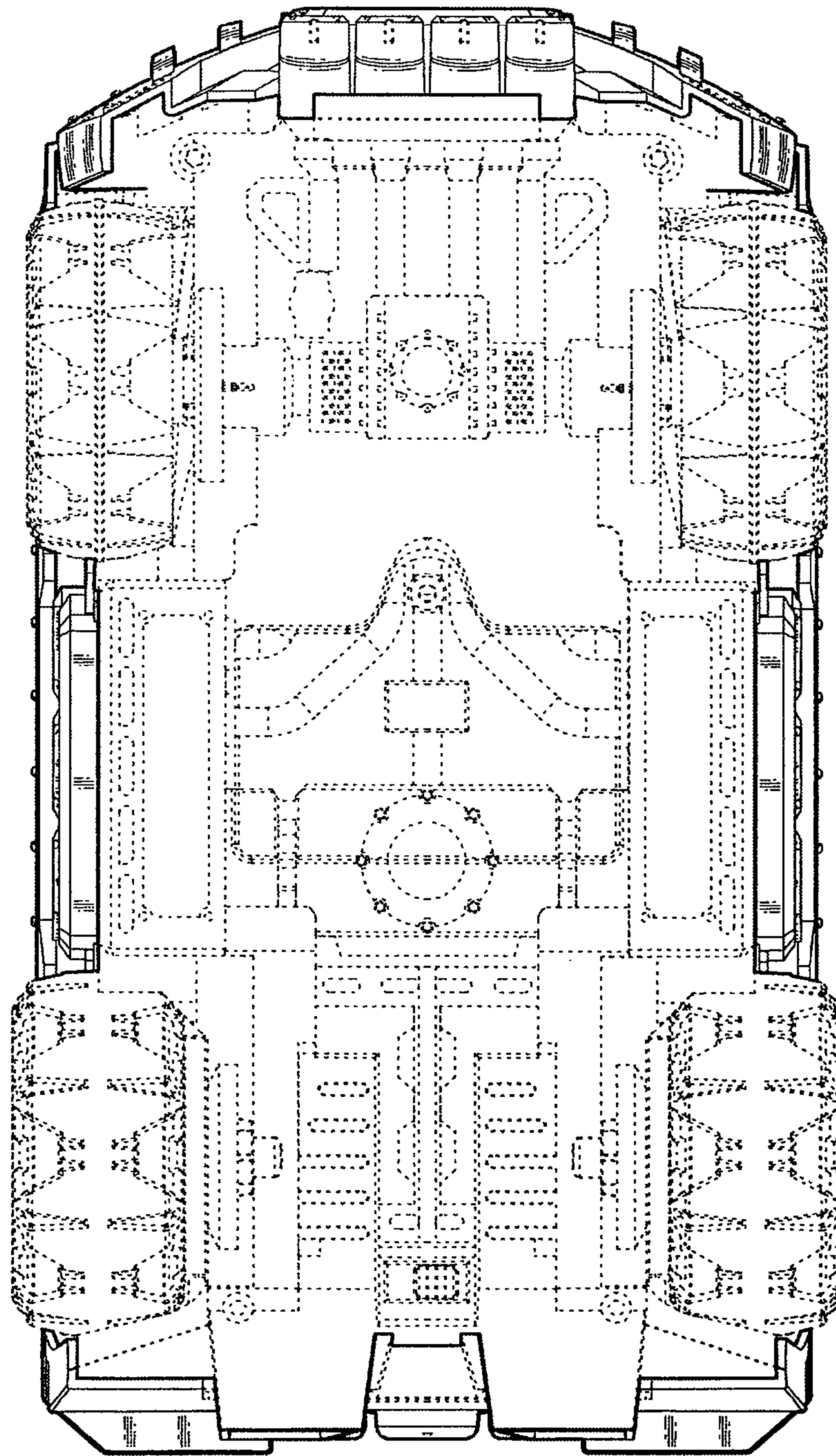


FIG. 7