



US00D606588S

(12) **United States Design Patent**
Faber

(10) **Patent No.:** **US D606,588 S**

(45) **Date of Patent:** **** *Dec. 22, 2009**

(54) **BALLPOINT PEN**

(75) Inventor: **Ernst Faber, Wels (AT)**

(73) Assignee: **Colop Stempelerzeugung Skopek GmbH & Co. KG, Wels (AT)**

(*) Notice: This patent is subject to a terminal disclaimer.

(**) Term: **14 Years**

(21) Appl. No.: **29/307,029**

(22) Filed: **Mar. 26, 2008**

(30) **Foreign Application Priority Data**

Sep. 26, 2007 (EM) 796610-001

(51) **LOC (9) Cl.** **19-06**

(52) **U.S. Cl.** **D19/50**

(58) **Field of Classification Search** D19/35, D19/36, 41-51, 53-57; 24/11 R, 11 F, 11 P; 401/52, 99, 100, 104-109, 192, 195, 196
See application file for complete search history.

(56) **References Cited**

U.S. PATENT DOCUMENTS

D151,233 S * 10/1948 Goessling D19/36
D389,864 S * 1/1998 Jones et al. D19/48

D456,042 S * 4/2002 Versace D19/50
D480,421 S * 10/2003 Hui D19/43
D502,216 S * 2/2005 Chen D19/36
D564,586 S * 3/2008 Kwok D19/50
D577,064 S * 9/2008 Briggel D19/48
D583,865 S * 12/2008 Kwok D19/49

FOREIGN PATENT DOCUMENTS

WO DM/056310 * 7/2000
WO DM/070260 * 5/2008

* cited by examiner

Primary Examiner—Elizabeth A Albert

(74) *Attorney, Agent, or Firm*—Abelman, Frayne & Schwab

(57) **CLAIM**

The ornamental design for a ballpoint pen, as shown and described.

DESCRIPTION

FIG. 1 is a front view of the ballpoint pen of my invention;
FIG. 2 is a rear view thereof;
FIG. 3 is a left side view thereof, the right side being a mirror image;
FIG. 4 is a top view thereof;
FIG. 5 is a bottom view thereof; and,
FIG. 6 is a front, right side perspective view thereof.

1 Claim, 3 Drawing Sheets

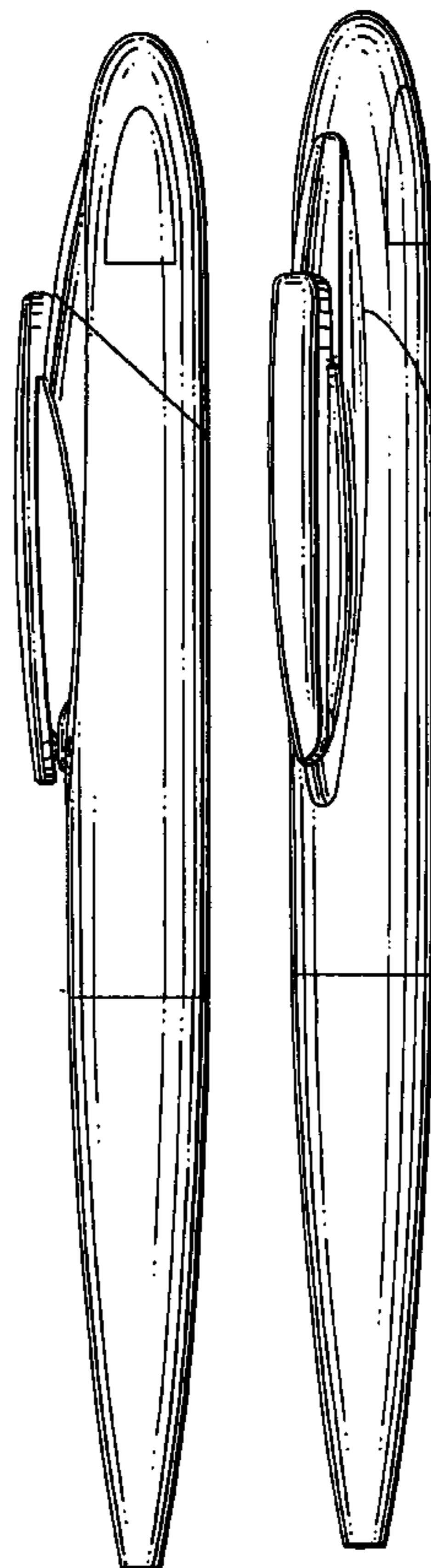


FIG. 1

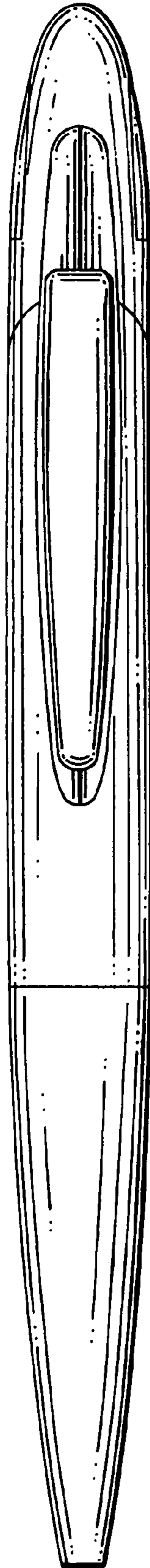


FIG. 2




FIG.3

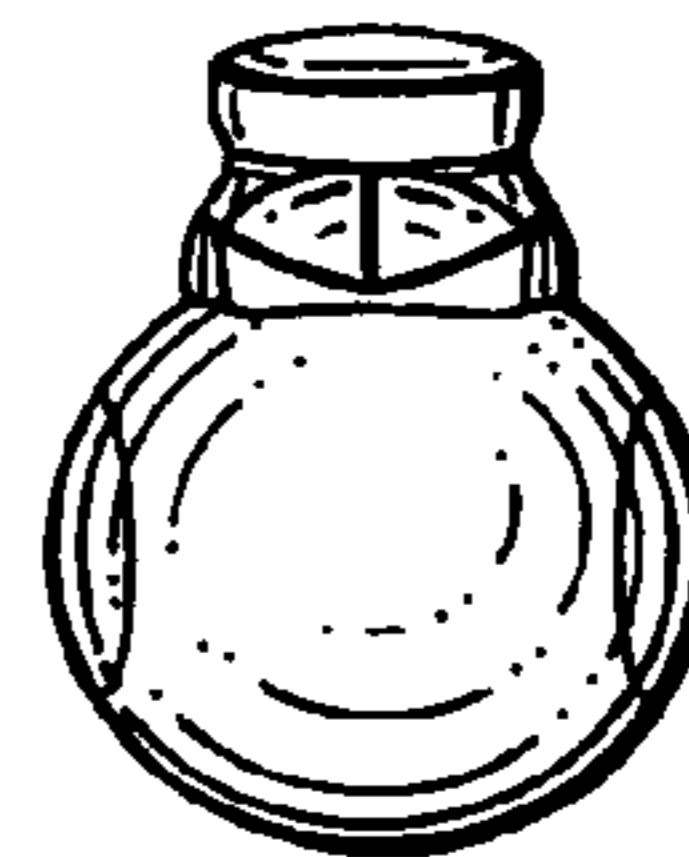
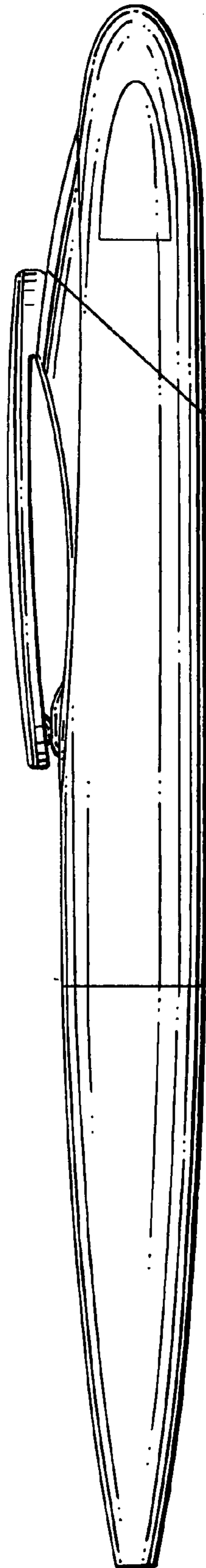


FIG.4

FIG.5

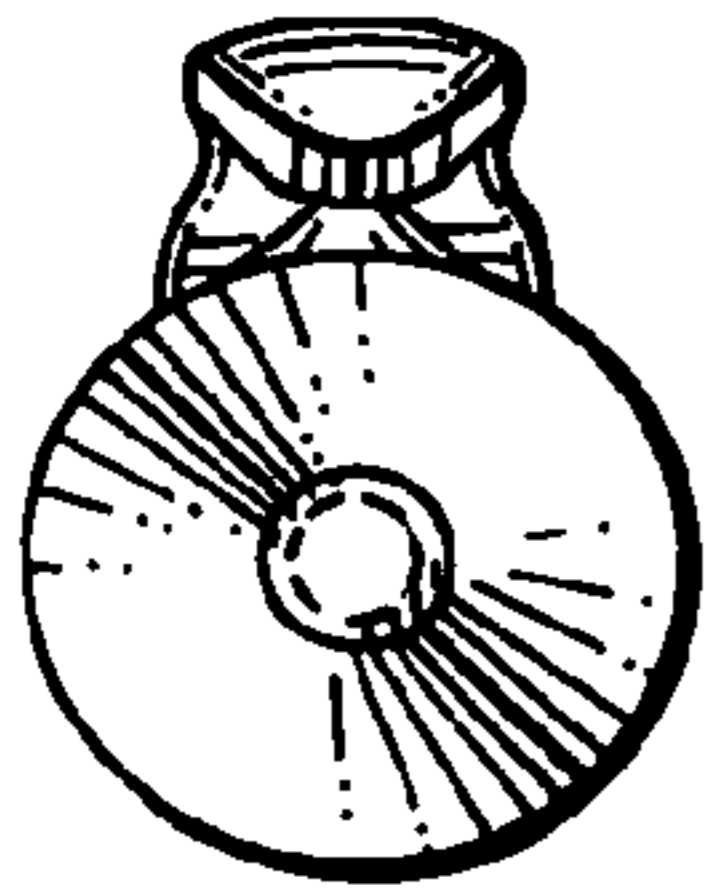


FIG.6

