



US00D606585S

(12) **United States Design Patent**
Lapsker

(10) **Patent No.:** **US D606,585 S**

(45) **Date of Patent:** **** Dec. 22, 2009**

(54) **PORTFOLIO**

(75) Inventor: **Joshua Lapsker**, Christ Church (BB)

(73) Assignee: **Calypso International, Inc.**, St. Michael, Bridgetown (BB)

(**) Term: **14 Years**

(21) Appl. No.: **29/301,754**

(22) Filed: **Mar. 14, 2008**

(51) **LOC (9) Cl.** **19-04**

(52) **U.S. Cl.** **D19/26**

(58) **Field of Classification Search** D3/301,
D3/289, 287, 285, 284, 276, 267, 206, 268;
D9/417, 423, 424, 430; D19/86, 88, 26,
D19/27; D6/631, 632, 633; 383/4, 10; 224/651,
224/652; 206/320; 190/111, 117, 114, 115
See application file for complete search history.

(56) **References Cited**

U.S. PATENT DOCUMENTS

273,301	A	*	3/1883	Page et al.	24/67.9
D29,519	S	*	10/1898	Schwartz	D19/26
D118,194	S	*	12/1939	Trussell	D19/26
D129,375	S	*	9/1941	Guild	D19/26
2,718,229	A	*	9/1955	Gregory	402/19
D242,343	S	*	11/1976	Testro et al.	D19/26
4,364,984	A	*	12/1982	Wentworth	428/106
D319,729	S	*	9/1991	Kogutt	D3/299
D325,393	S	*	4/1992	Schertz et al.	D19/26
D328,470	S	*	8/1992	Costello et al.	D19/26
D374,037	S	*	9/1996	Wyant et al.	D19/26
D429,497	S	*	8/2000	Wyant	D19/26
D447,170	S	*	8/2001	Wolff et al.	D19/26
D509,245	S	*	9/2005	Ong	D19/26

D523,078	S	*	6/2006	Ong	D19/26
D523,473	S	*	6/2006	Regala	D19/26
D526,018	S	*	8/2006	Salander et al.	D19/26
D546,878	S	*	7/2007	Bharma	D19/26
D570,409	S	*	6/2008	Smith et al.	D19/26
D573,638	S	*	7/2008	Takaghi	D19/26
D577,382	S	*	9/2008	Stockstill et al.	D19/26
D577,767	S	*	9/2008	Stockstill et al.	D19/26
D585,092	S	*	1/2009	Stockstill et al.	D19/26
D586,390	S	*	2/2009	Stockstill et al.	D19/26
D586,851	S	*	2/2009	Lapsker	D19/26
D588,635	S	*	3/2009	Stockstill et al.	D19/26

* cited by examiner

Primary Examiner—Cathron C Brooks

Assistant Examiner—Austin Murphy

(74) *Attorney, Agent, or Firm*—Hodgson Russ LLP

(57) **CLAIM**

I claim the ornamental design for a portfolio, as shown and described.

DESCRIPTION

FIG. 1 is a perspective view of the portfolio showing my new design;

FIG. 2 is a top plan view thereof;

FIG. 3 is a bottom plan view thereof;

FIG. 4 is a rear elevational view thereof;

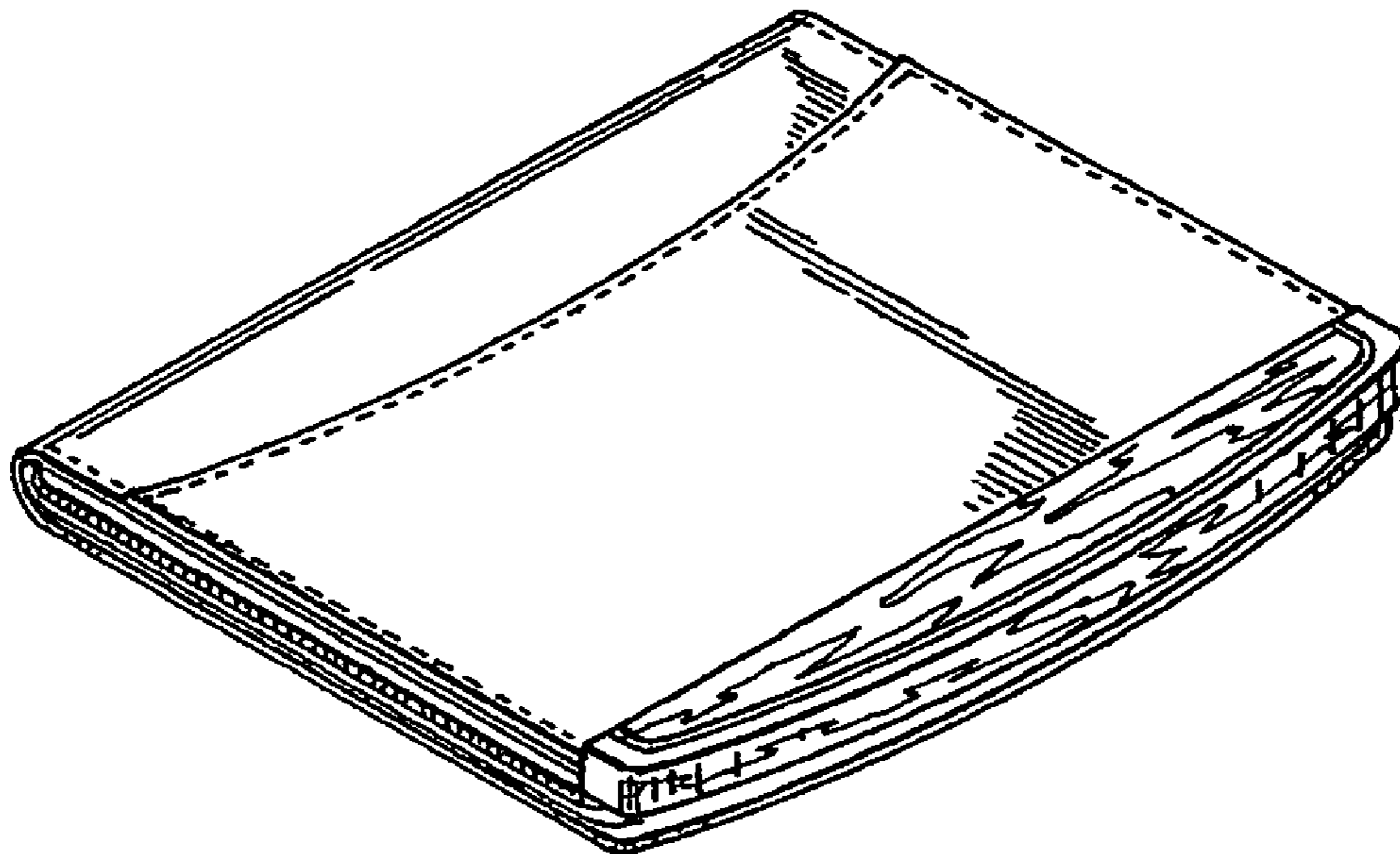
FIG. 5 is a front elevational view thereof;

FIG. 6 is a right-hand side elevational view thereof; and,

FIG. 7 is a left-hand side elevational view thereof.

The dashed lines shown in FIGS. 1, 2, 3 and 7 represent stitching. These dashed lines form part of the claimed design.

1 Claim, 2 Drawing Sheets



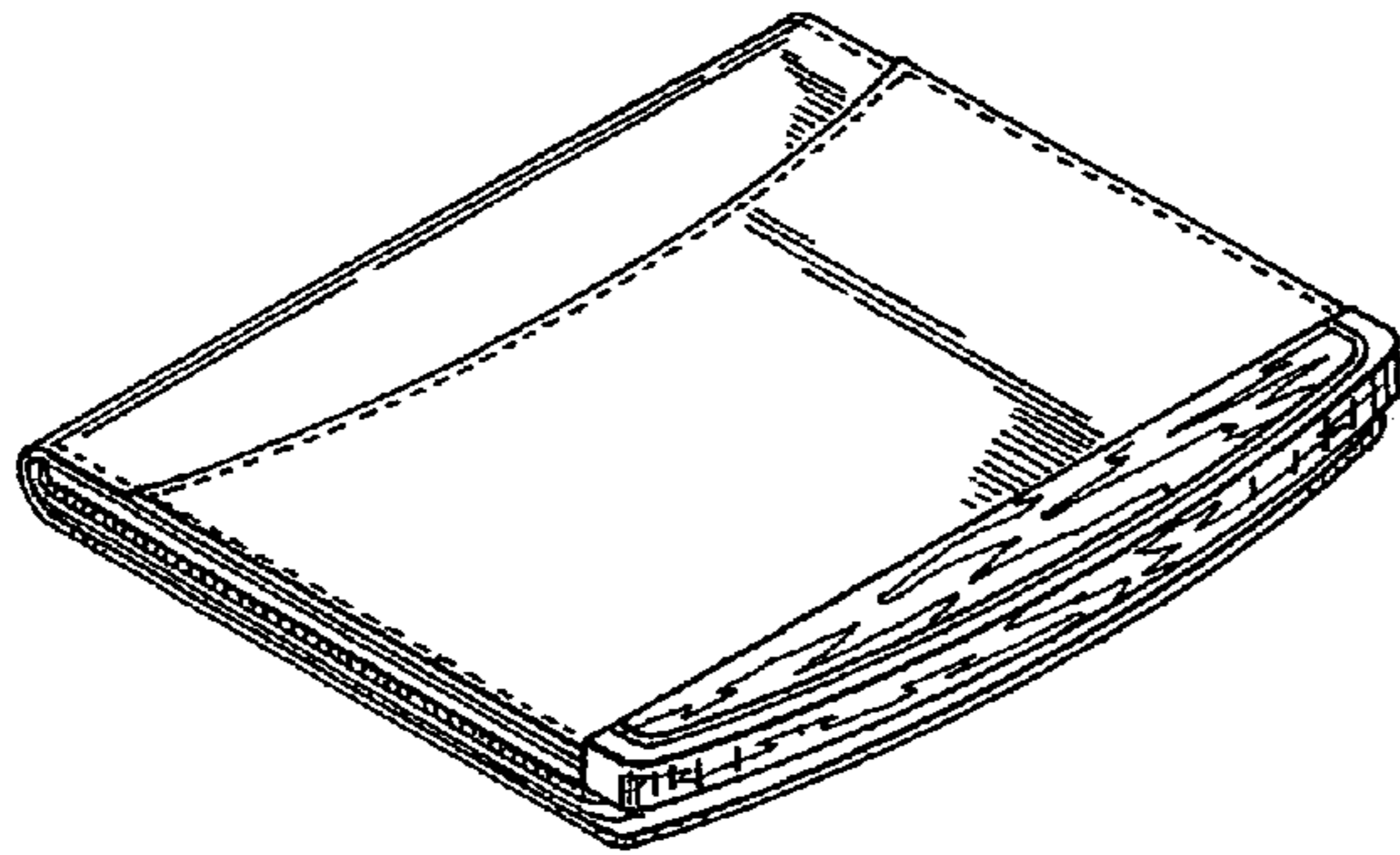


FIG. 1

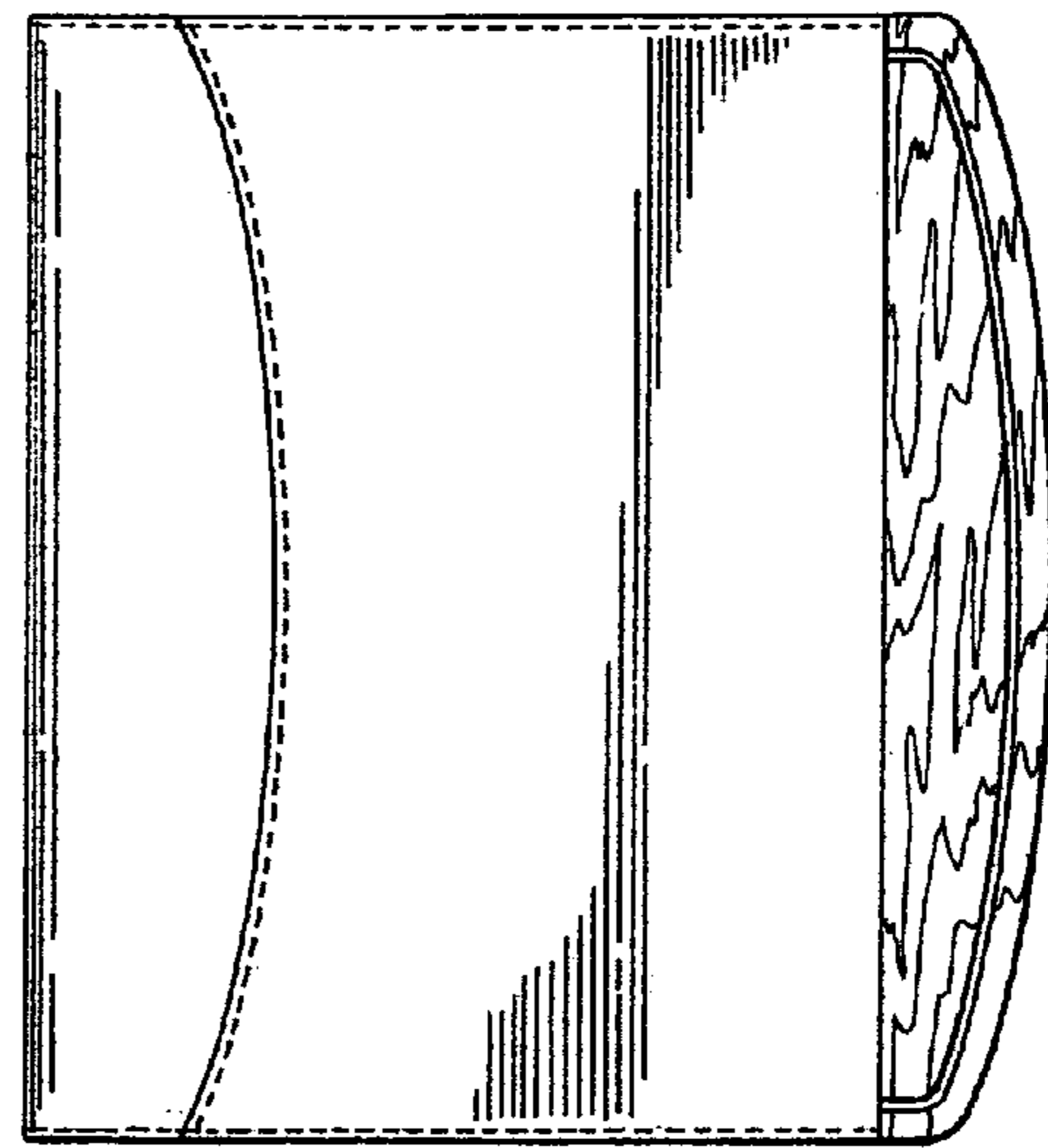


FIG. 2

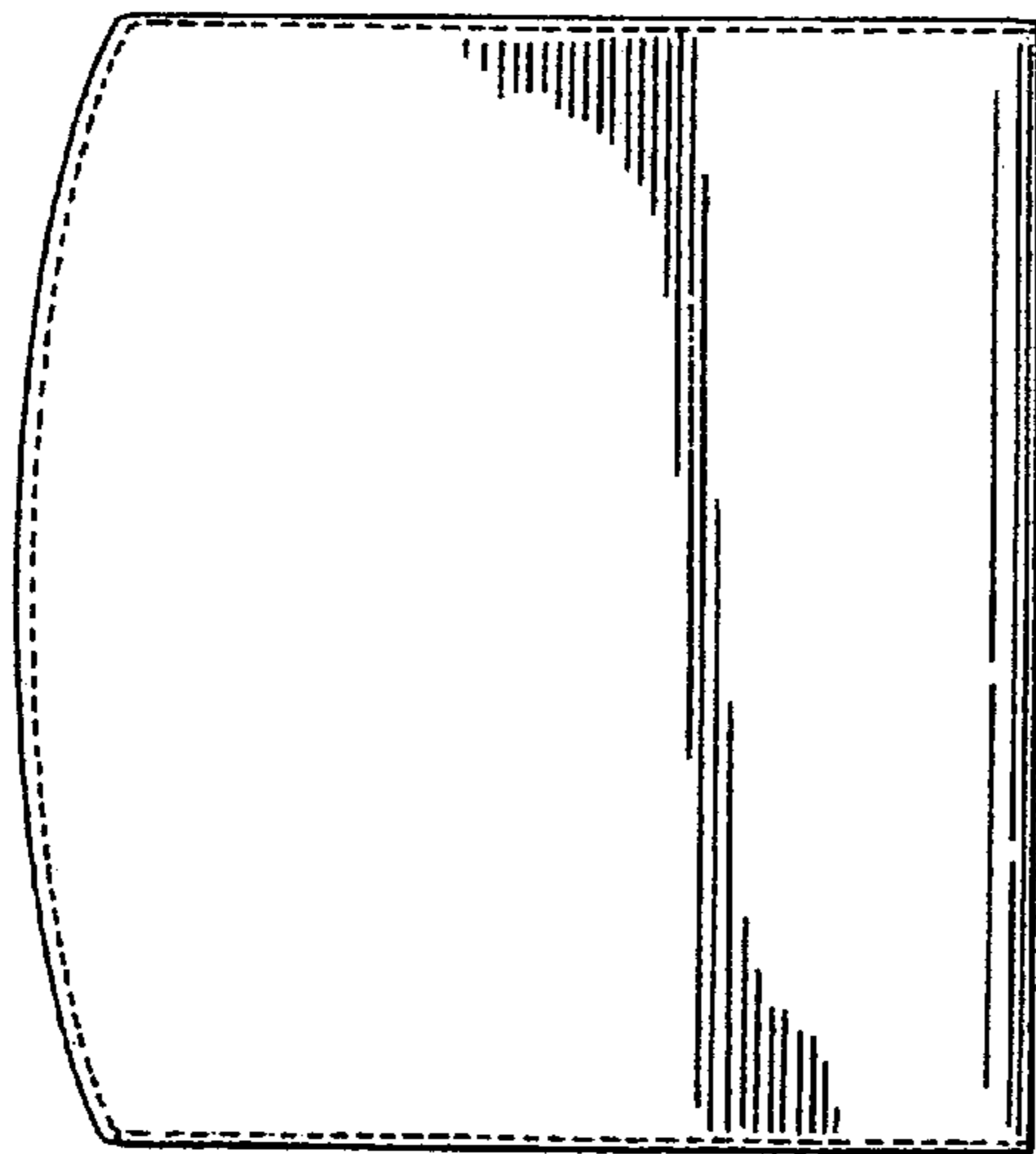


FIG. 3



FIG. 4



FIG. 5

FIG. 6

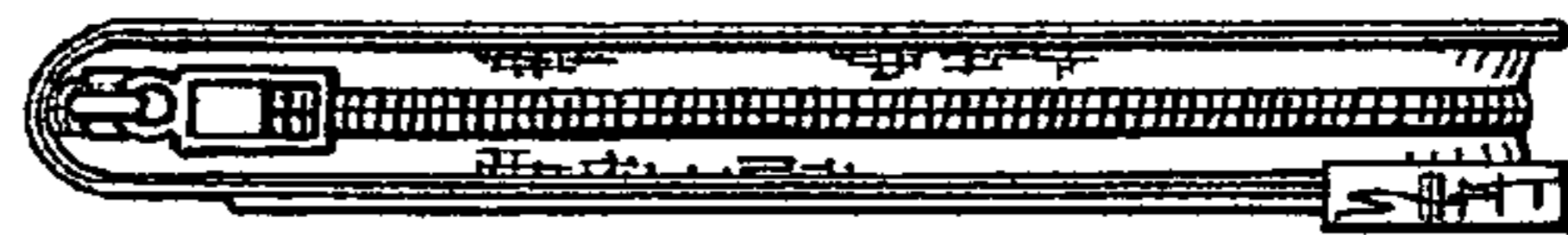


FIG. 7

