



US00D606574S

(12) **United States Design Patent**
Testa et al.

(10) **Patent No.:** **US D606,574 S**

(45) **Date of Patent:** **** Dec. 22, 2009**

(54) **CAMERA**

D580,471 S * 11/2008 Tena Comadran D16/218

(75) Inventors: **David R. Testa**, Rochester, NY (US);
John L. Kempf, Roslyn, NY (US);
Dawn J. Wicks, Fairport, NY (US);
Scott W. Osiecki, Skaneateles, NY (US);
David J. Hine, Skaneateles, NY (US)

(73) Assignee: **EBSCO Industries, Inc.**, Birmingham, AL (US)

(**) Term: **14 Years**

(21) Appl. No.: **29/322,695**

(22) Filed: **Aug. 8, 2008**

(51) **LOC (9) Cl.** **16-01**

(52) **U.S. Cl.** **D16/218; D16/200**

(58) **Field of Classification Search** D16/200–204,
D16/206, 218; D21/514; 396/6, 25–29,
396/535–541

See application file for complete search history.

(56) **References Cited**

U.S. PATENT DOCUMENTS

D448,787 S * 10/2001 Shiotani D16/204
D484,520 S * 12/2003 Jin D16/218
D534,566 S * 1/2007 Ishii D16/208
D537,465 S * 2/2007 Tainaka D16/202
7,409,148 B2 * 8/2008 Takahashi et al. 396/29

OTHER PUBLICATIONS

Attachment A—disclosure presented to potential client on Nov. 9, 2005 as an offer for sale (pricing redacted).

Attachment B—disclosure presented to potential client on Oct. 18, 2006 as an offer for sale (pricing redacted).

* cited by examiner

Primary Examiner—Adir Aronovich

(74) *Attorney, Agent, or Firm*—Smith Gambrell & Russell LLP

(57) **CLAIM**

The ornamental design for a camera, as shown and described.

DESCRIPTION

FIG. 1 is a front elevational view of a camera;

FIG. 2 is a rear elevational view of the camera illustrated in FIG. 1;

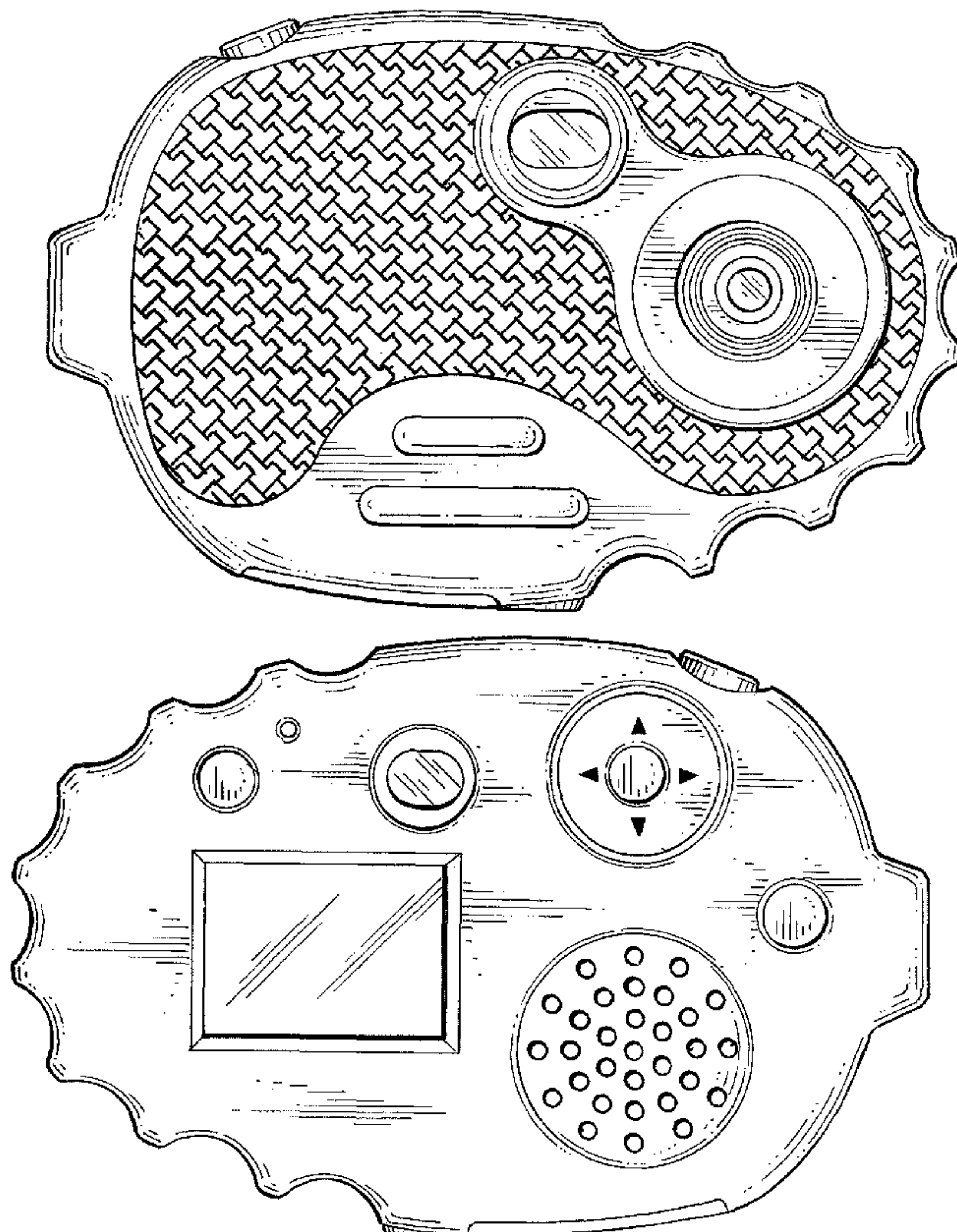
FIG. 3 is a bottom view of the camera illustrated in FIG. 1;

FIG. 4 is a top plan view of the camera illustrated in FIG. 1;

FIG. 5 is a right elevational view of the camera illustrated in FIG. 1; and,

FIG. 6 is a left elevational view of the camera illustrated in FIG. 1.

1 Claim, 3 Drawing Sheets



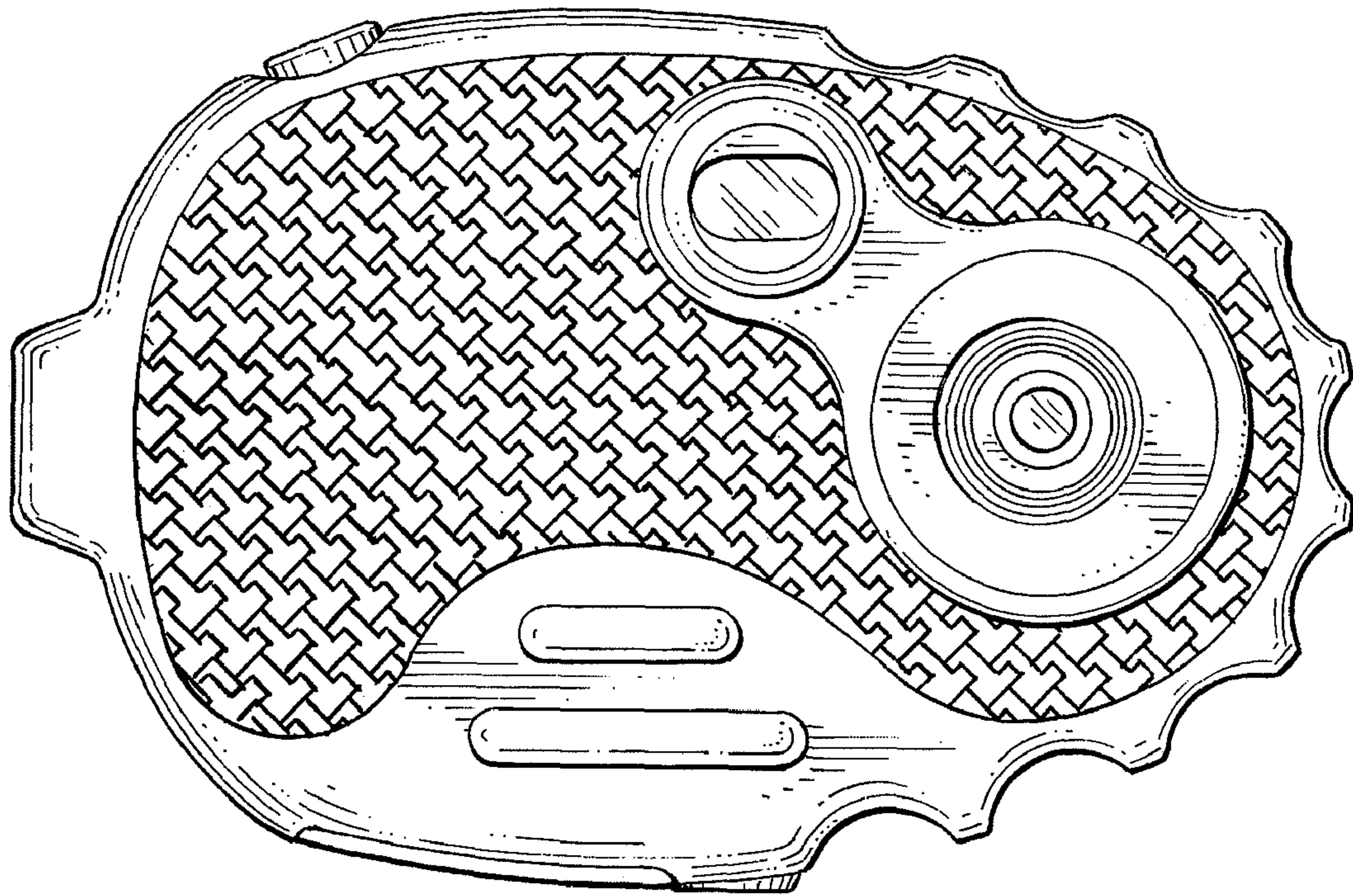


Fig. 1

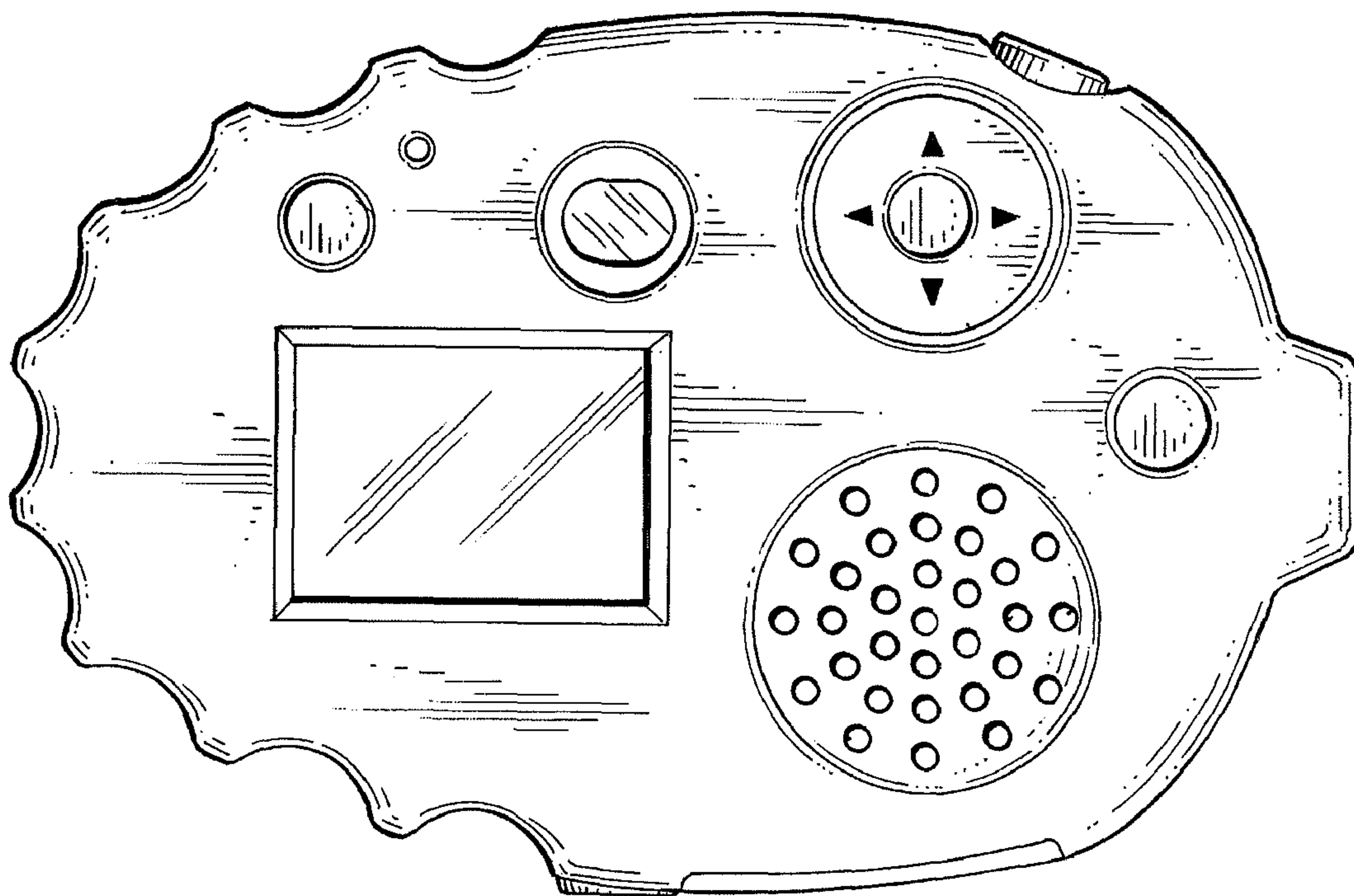


Fig. 2




Fig. 3




Fig. 4

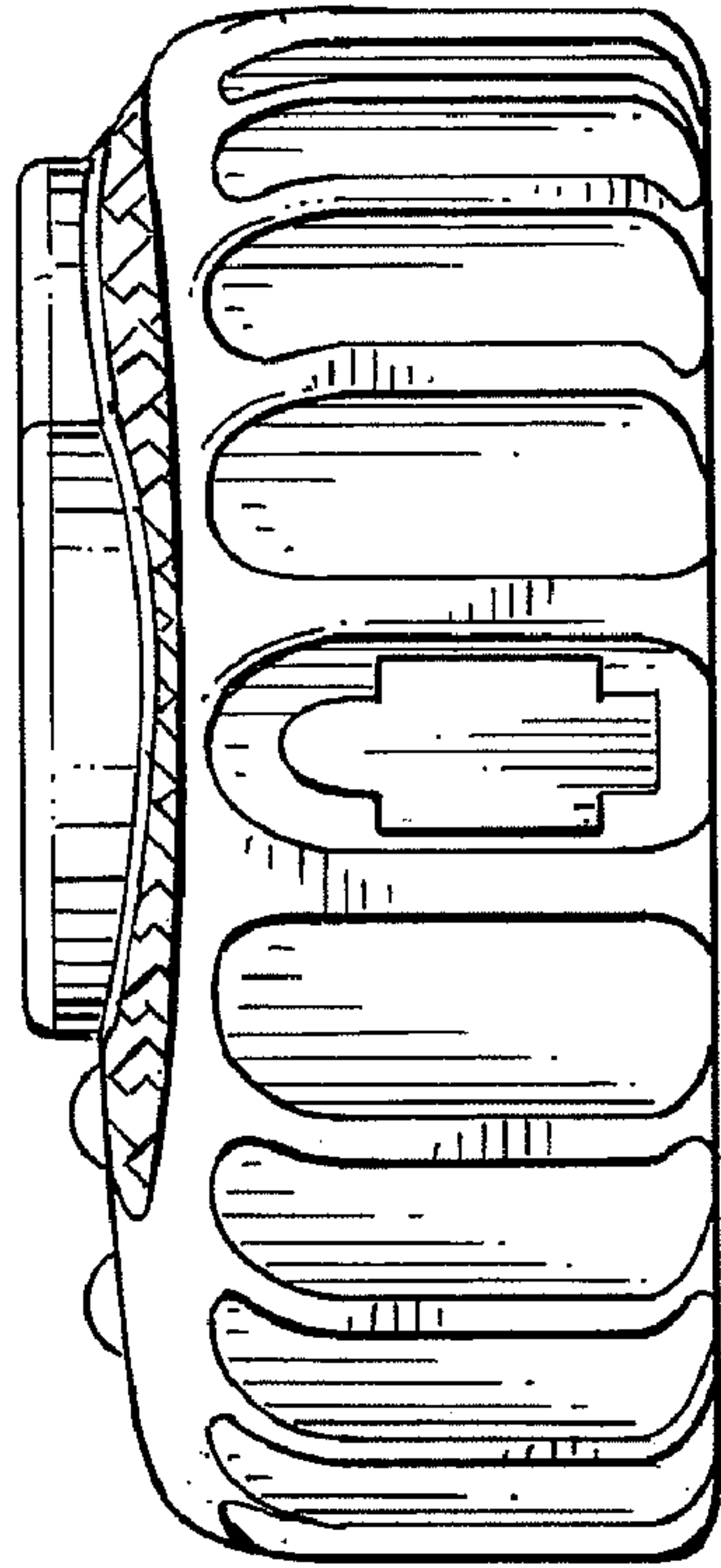


Fig. 5

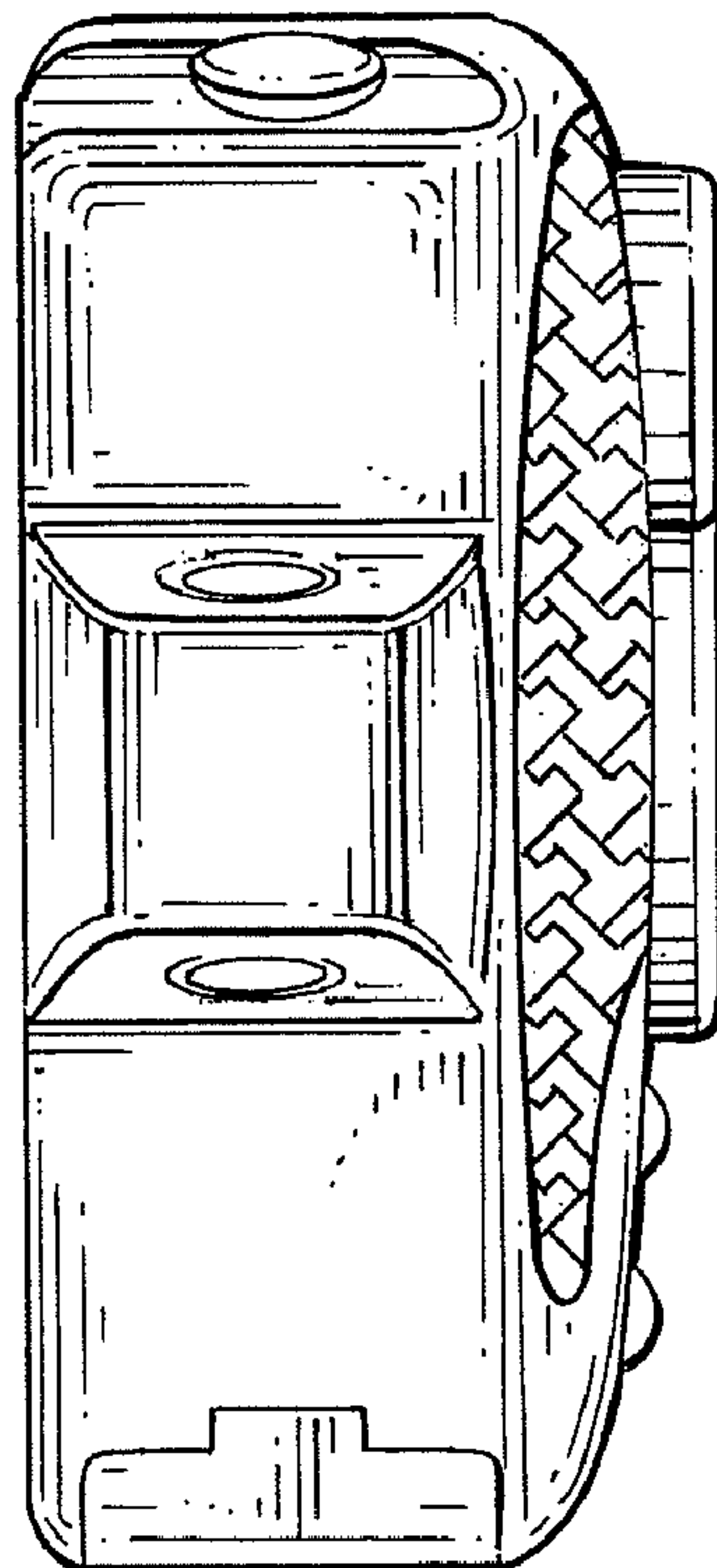


Fig. 6