

US00D606566S

(12) **United States Design Patent**  
**Kobayashi et al.**

(10) **Patent No.:** **US D606,566 S**

(45) **Date of Patent:** **\*\* Dec. 22, 2009**

(54) **CONTROL LEVER FOR A CONSTRUCTION VEHICLE**

(75) Inventors: **Yuuki Kobayashi**, Mooka (JP); **Misao Kato**, Shimotsuke (JP); **Takashi Ohtsu**, Oyama (JP); **Hayato Kinoshita**, Tokyo (JP)

(73) Assignee: **Komatsu Ltd.**, Tokyo (JP)

(\*\*) Term: **14 Years**

(21) Appl. No.: **29/339,327**

(22) Filed: **Jun. 29, 2009**

(30) **Foreign Application Priority Data**

Feb. 20, 2009 (JP) ..... 2009-003615

(51) **LOC (9) Cl.** ..... **15-03**

(52) **U.S. Cl.** ..... **D15/28**

(58) **Field of Classification Search** ..... D15/17,  
D15/28; D12/179, 174; D8/8; D34/35;  
D21/324, 328, 333; D14/412-416, 400,  
D14/401; 74/491, 519, 523, 475, 489, 473.1,  
74/471 XY; 56/13.3, 202; 273/148 B; 463/38,  
463/46; 345/161

See application file for complete search history.

(56) **References Cited**

**U.S. PATENT DOCUMENTS**

- D320,589 S \* 10/1991 Kelley et al. .... D12/179
- D362,330 S \* 9/1995 Avitan et al. .... D34/35
- D365,576 S \* 12/1995 Butkovich et al. .... D15/29
- D366,910 S \* 2/1996 Hsieh ..... D14/412
- 5,805,256 A \* 9/1998 Miller ..... 348/734
- D418,097 S \* 12/1999 Leschke et al. .... D12/179
- D419,570 S \* 1/2000 Blondeel et al. .... D15/29
- D450,702 S \* 11/2001 Sagawa et al. .... D14/412
- D454,569 S \* 3/2002 Osborn et al. .... D14/412

- D463,457 S \* 9/2002 Nagatsuka ..... D15/28
- D464,007 S \* 10/2002 Ligneau ..... D12/179
- D498,188 S \* 11/2004 Ligneau ..... D12/179
- D498,189 S \* 11/2004 Ligneau ..... D12/179
- D499,121 S \* 11/2004 Masalin ..... D15/28
- D531,942 S \* 11/2006 Chanteloup ..... D12/179
- D537,393 S \* 2/2007 Chanteloup ..... D12/179
- D537,394 S \* 2/2007 Chanteloup ..... D12/179
- D559,749 S \* 1/2008 Barbieri ..... D12/179

**OTHER PUBLICATIONS**

U.S. Appl. No. 29/339,328, filed Jun. 29, 2008, Kobayashi et al.

U.S. Appl. No. 29/339,331, filed Jun. 29, 2008, Kobayashi et al.

\* cited by examiner

*Primary Examiner*—Stella M Reid

*Assistant Examiner*—Mark A Goodwin

(74) *Attorney, Agent, or Firm*—Wolf, Greenfield & Sacks, P.C.

(57) **CLAIM**

The ornamental design for a control lever for a construction vehicle, as shown and described.

**DESCRIPTION**

FIG. 1 is a front perspective view of a control lever for a construction vehicle showing our new design;

FIG. 2 is a rear perspective view thereof;

FIG. 3 is a front view thereof;

FIG. 4 is a rear view thereof;

FIG. 5 is a top plan view thereof;

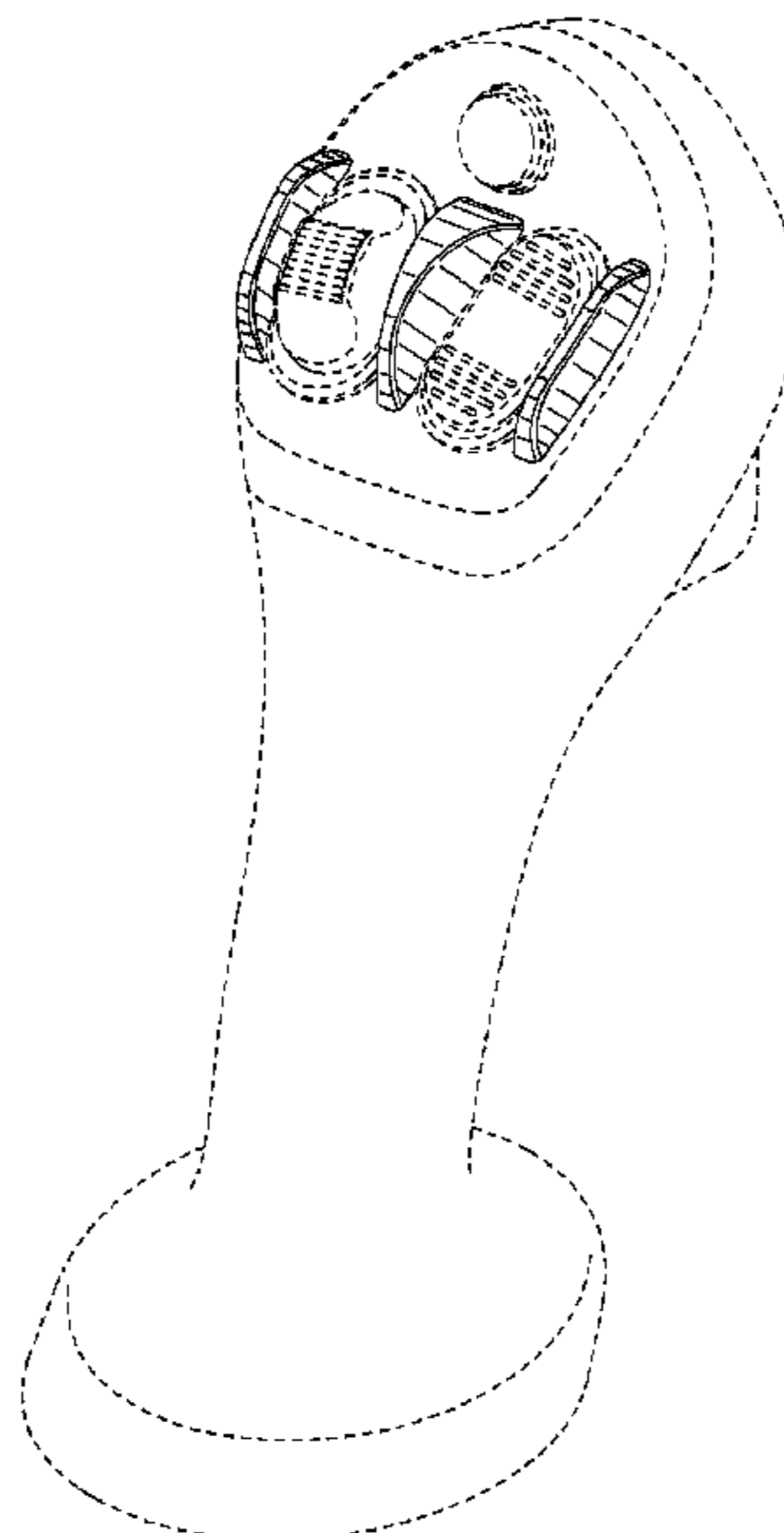
FIG. 6 is a bottom plan view thereof;

FIG. 7 is a right side view thereof; and,

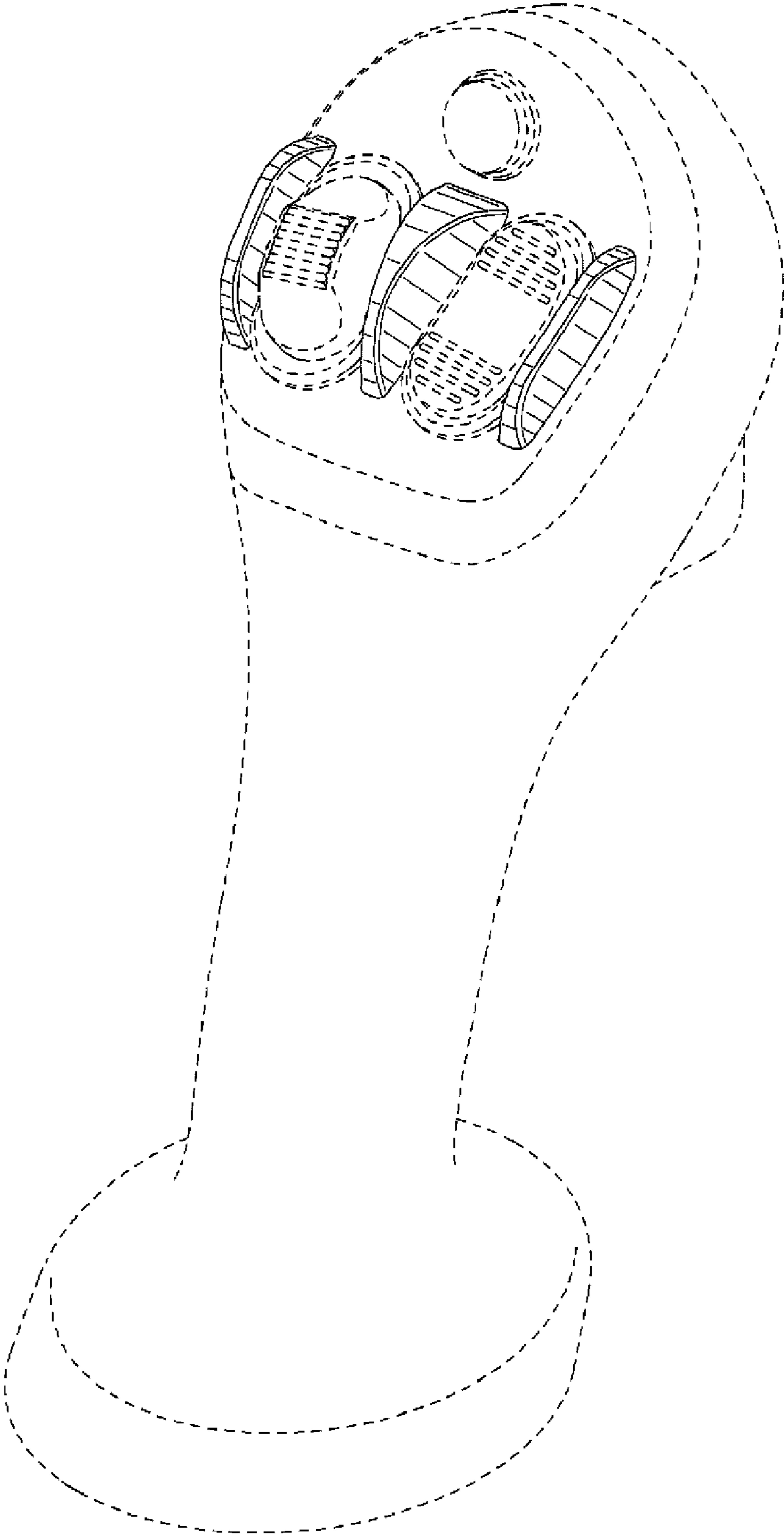
FIG. 8 is a left side view thereof.

The broken lines are shown for illustrative purposes only and form no part of the claimed design.

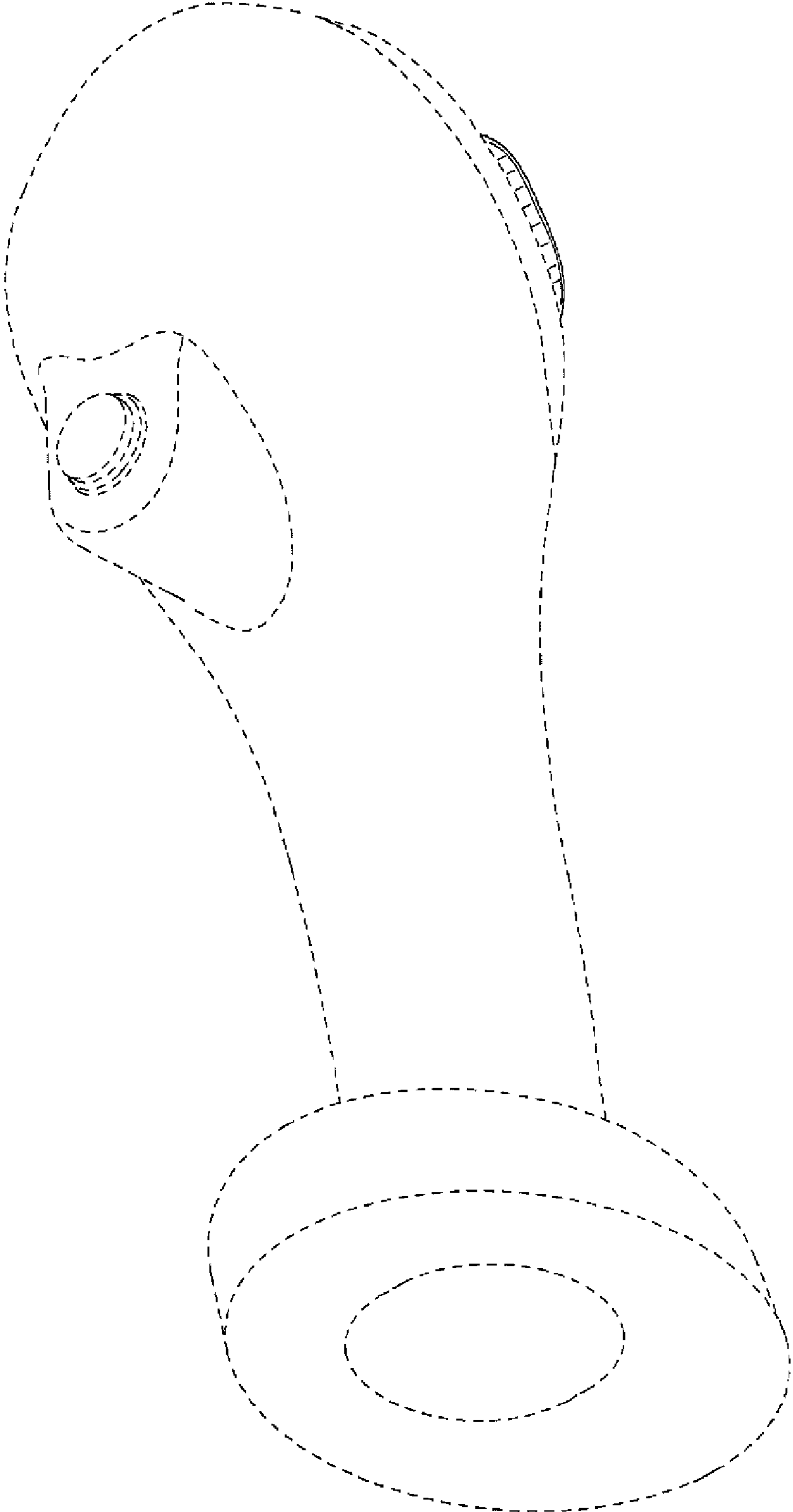
**1 Claim, 8 Drawing Sheets**



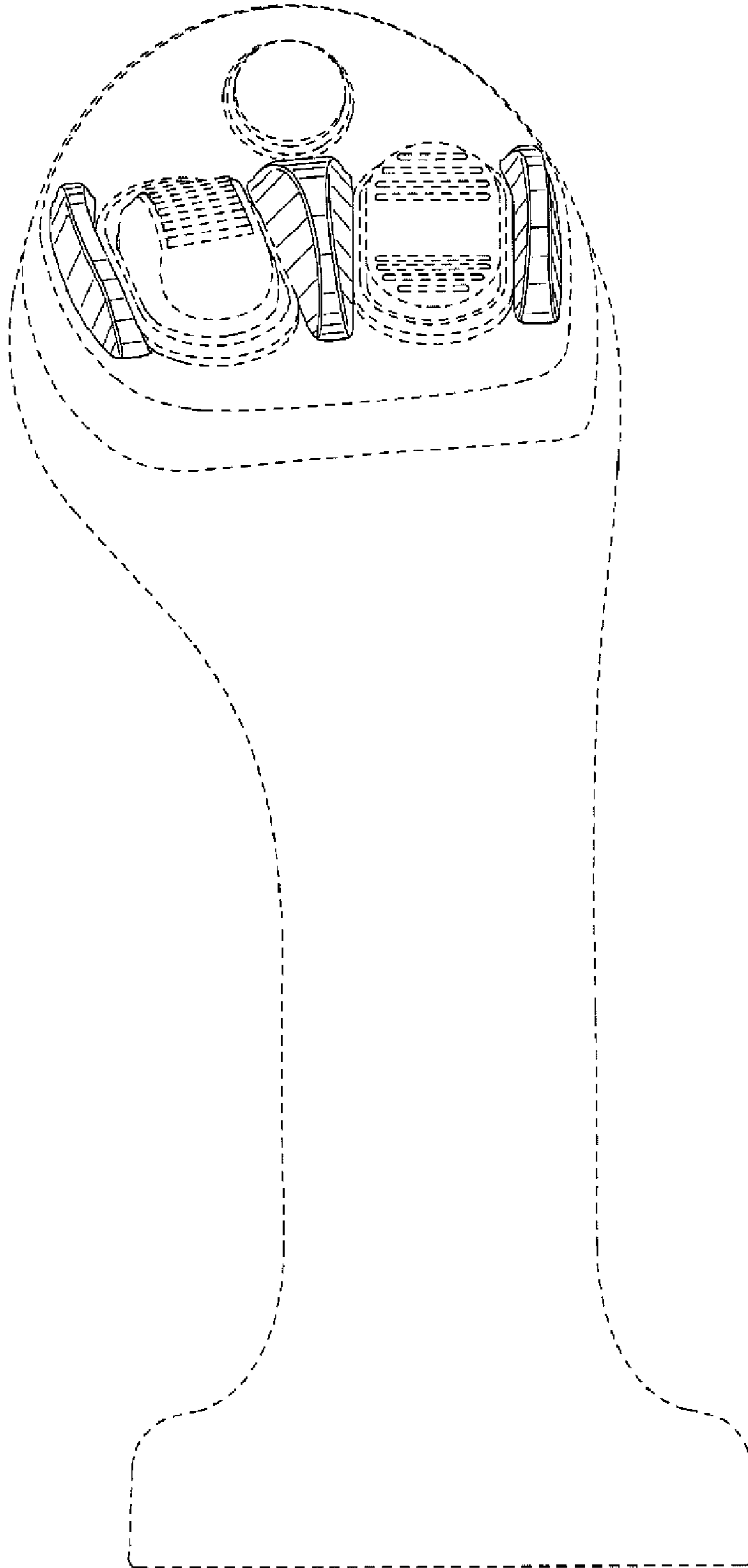
**FIG. 1**



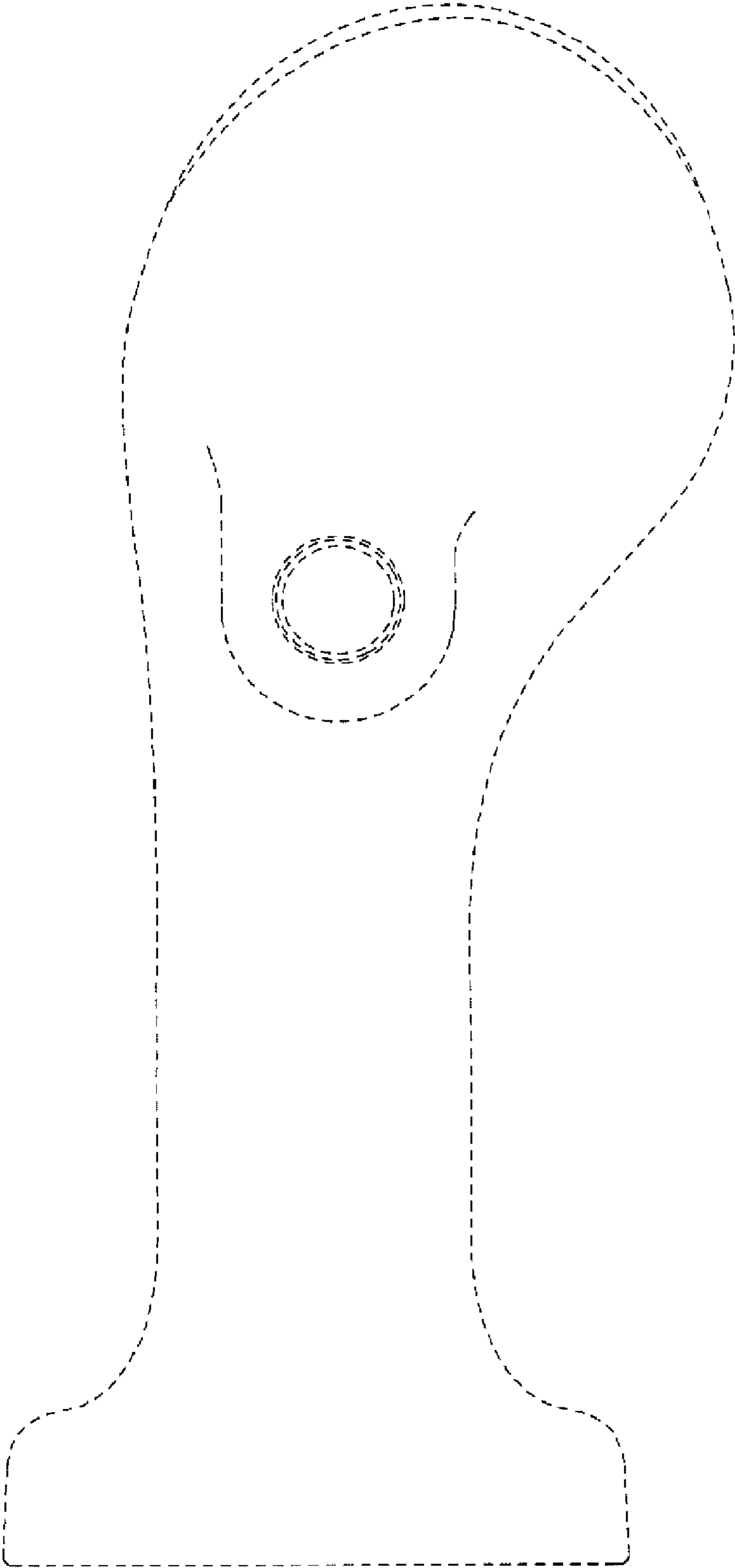
**FIG. 2**



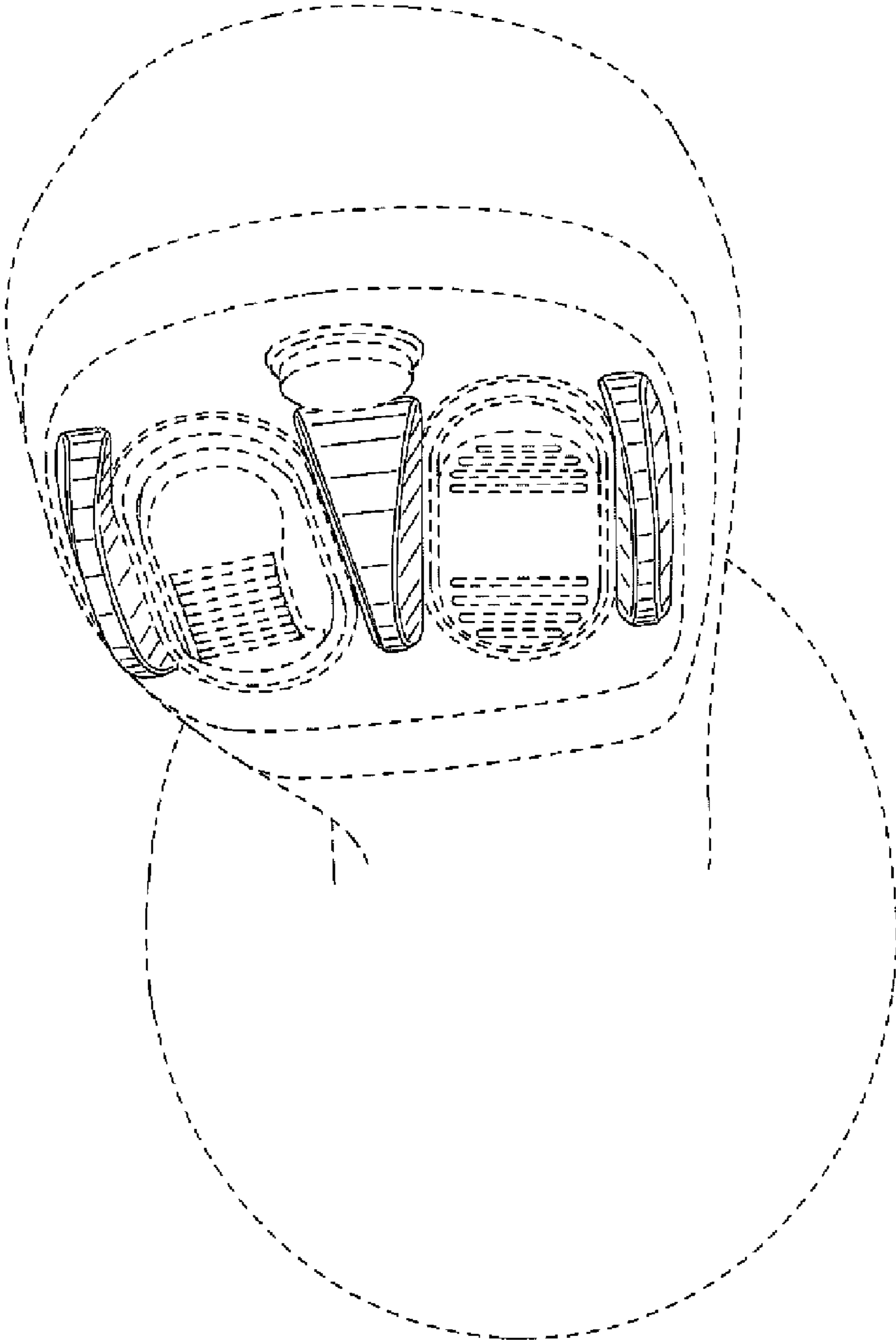
**FIG. 3**



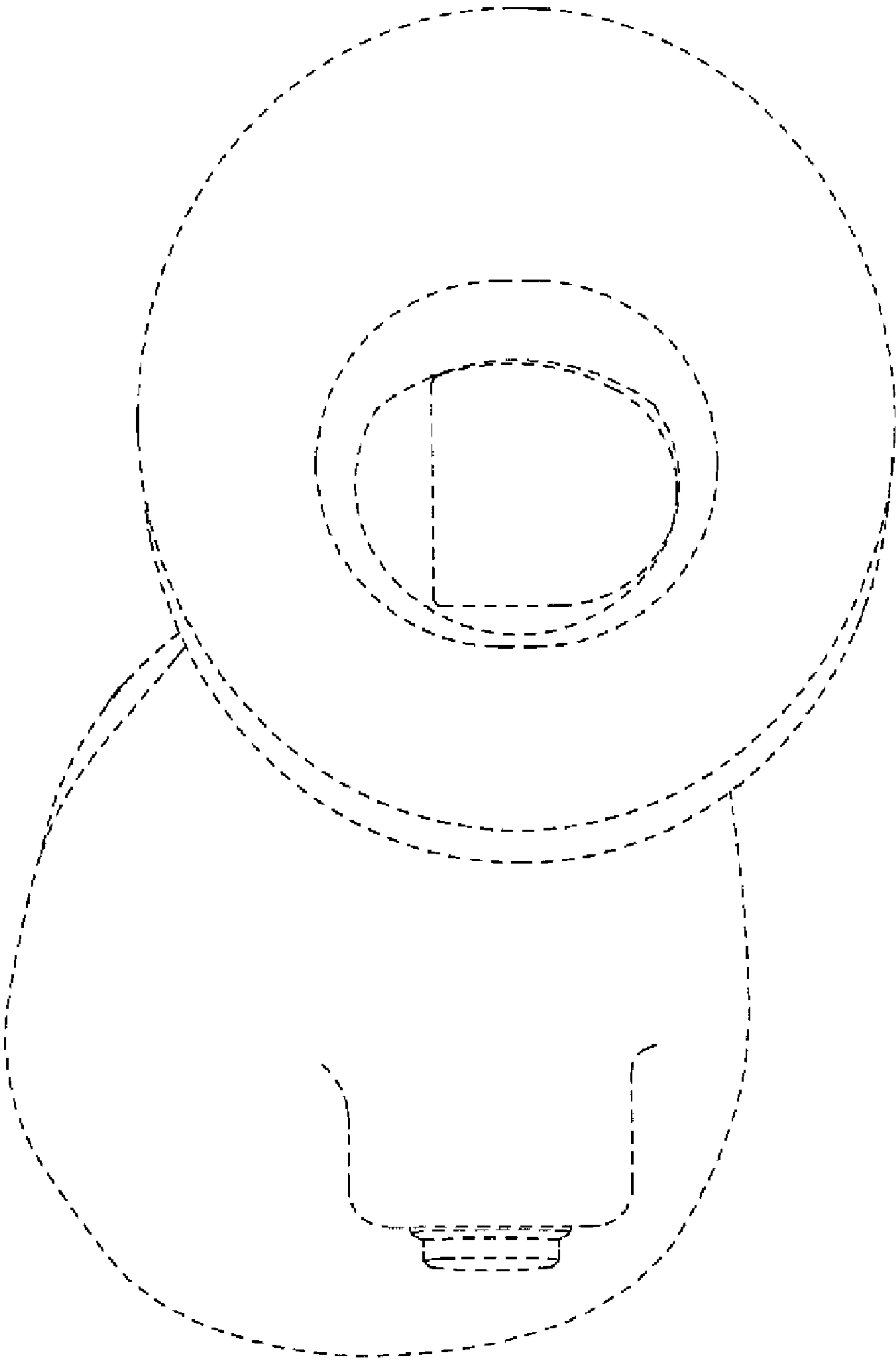
**FIG. 4**



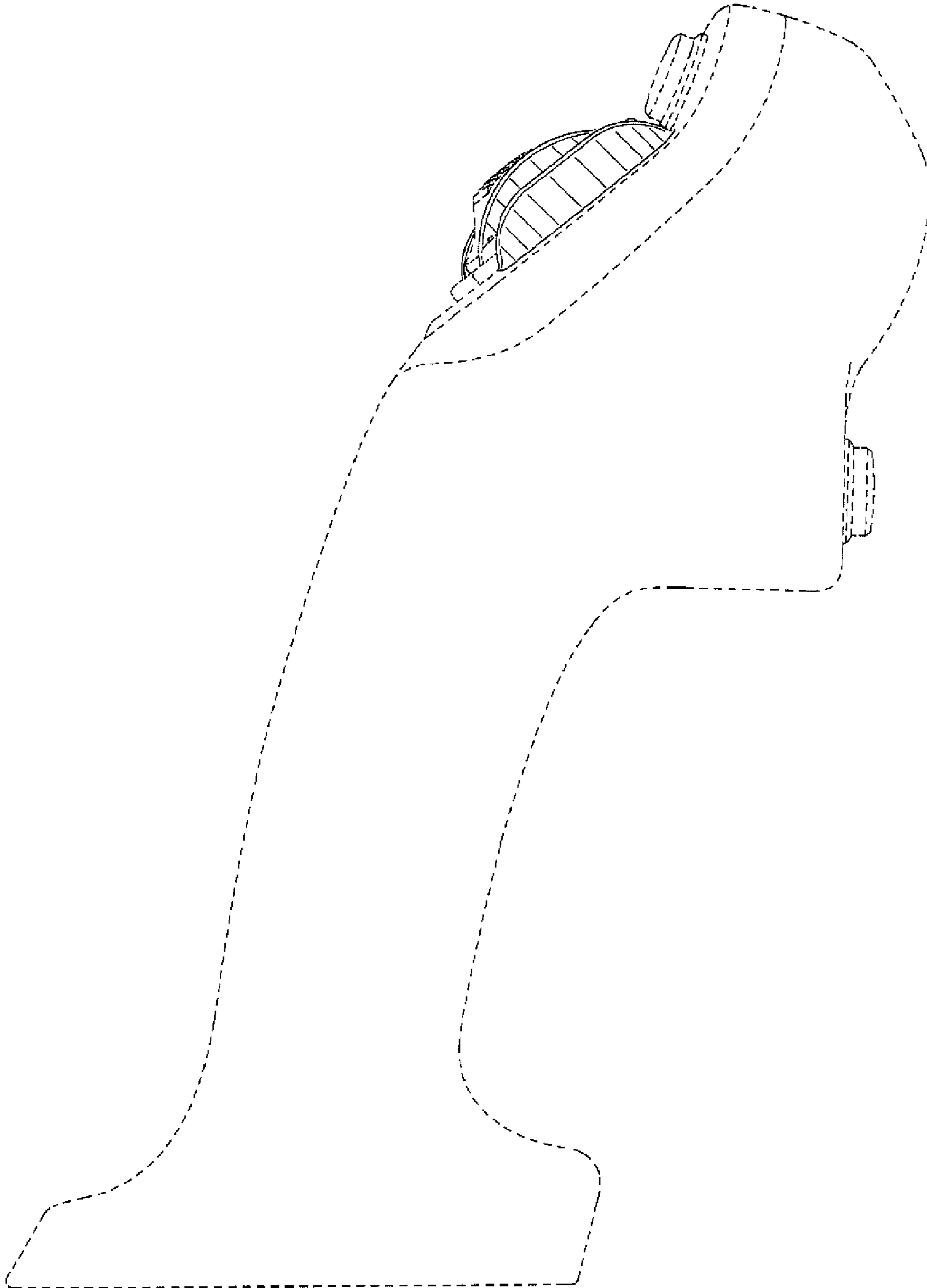
**FIG. 5**



**FIG. 6**



**FIG. 7**





**FIG. 8**

