



US00D606541S

(12) **United States Design Patent**
Solomon et al.

(10) **Patent No.:** **US D606,541 S**

(45) **Date of Patent:** **** Dec. 22, 2009**

(54) **DESKTOP COMPUTER**

(75) Inventors: **Mark C. Solomon**, San Jose, CA (US);
Troy Garrett Tye, Calgary (CA);
Trentent Tye, Calgary (CA)

(73) Assignee: **Hewlett-Packard Development Company, L.P.**, Houston, TX (US)

(**) Term: **14 Years**

(21) Appl. No.: **29/332,697**

(22) Filed: **Feb. 23, 2009**

(51) **LOC (9) Cl.** **14-02**

(52) **U.S. Cl.** **D14/349**

(58) **Field of Classification Search** D14/308,
D14/313, 349-361, 388, 300; D13/162,
D13/184, 199; 312/223.1-223.3; 360/99.01-99.12;
361/680-686, 690-696, 816, 679.6; 369/34.01,
369/36.01; 358/496

See application file for complete search history.

(56) **References Cited**

U.S. PATENT DOCUMENTS

D337,758 S *	7/1993	Barbera et al.	D14/352
D380,203 S *	6/1997	Stringer	D14/352
6,278,606 B1 *	8/2001	Schmitt et al.	361/679.35
6,297,952 B1 *	10/2001	Liu et al.	361/679.31
6,549,398 B2 *	4/2003	Chen	361/679.58
D510,350 S *	10/2005	Kumano	D14/349
D512,999 S *	12/2005	Kumano	D14/349
D517,547 S *	3/2006	Kubota	D14/349
D533,870 S *	12/2006	Kumano	D14/349

D553,617 S *	10/2007	Tosh et al.	D14/352
2003/0026067 A1 *	2/2003	Rubenstein et al.	361/681
2005/0012436 A1 *	1/2005	Lai	312/223.2

* cited by examiner

Primary Examiner—Freda S Nunn

(57) **CLAIM**

The ornamental design for a desktop computer, as shown and described.

DESCRIPTION

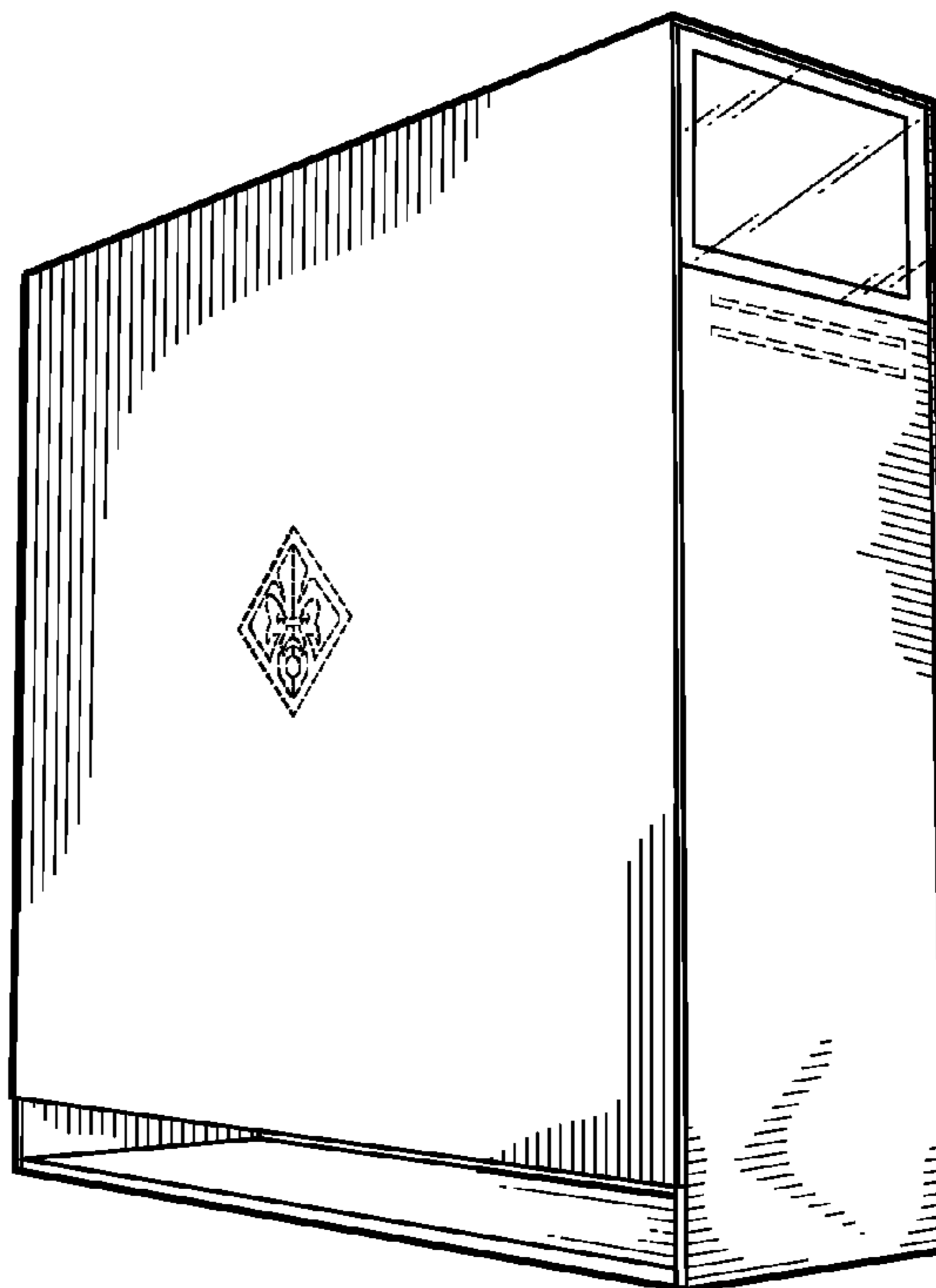
FIG. 1 depicts a left front perspective of a desktop computer; FIG. 2 depicts a left rear perspective of the desktop computer; FIG. 3 depicts a front elevation of the desktop computer; FIG. 4 depicts a rear elevation of the desktop computer; FIG. 5 depicts a right elevation view of the desktop computer; FIG. 6 depicts a left elevation view of the desktop computer; and, FIG. 7 depicts a top plan view of the desktop computer.

The bottom of the desktop computer, not shown, forms no part of the claimed design.

The broken lines showing of the ventilation slots disposed on top surface of the article are for the purpose of illustrating the article and form no part of the claimed design.

The broken lines showing of the compact disc and DVD loading slots disposed on front surface of the article are for the purpose of illustrating the article and form no part of the claimed design.

1 Claim, 4 Drawing Sheets



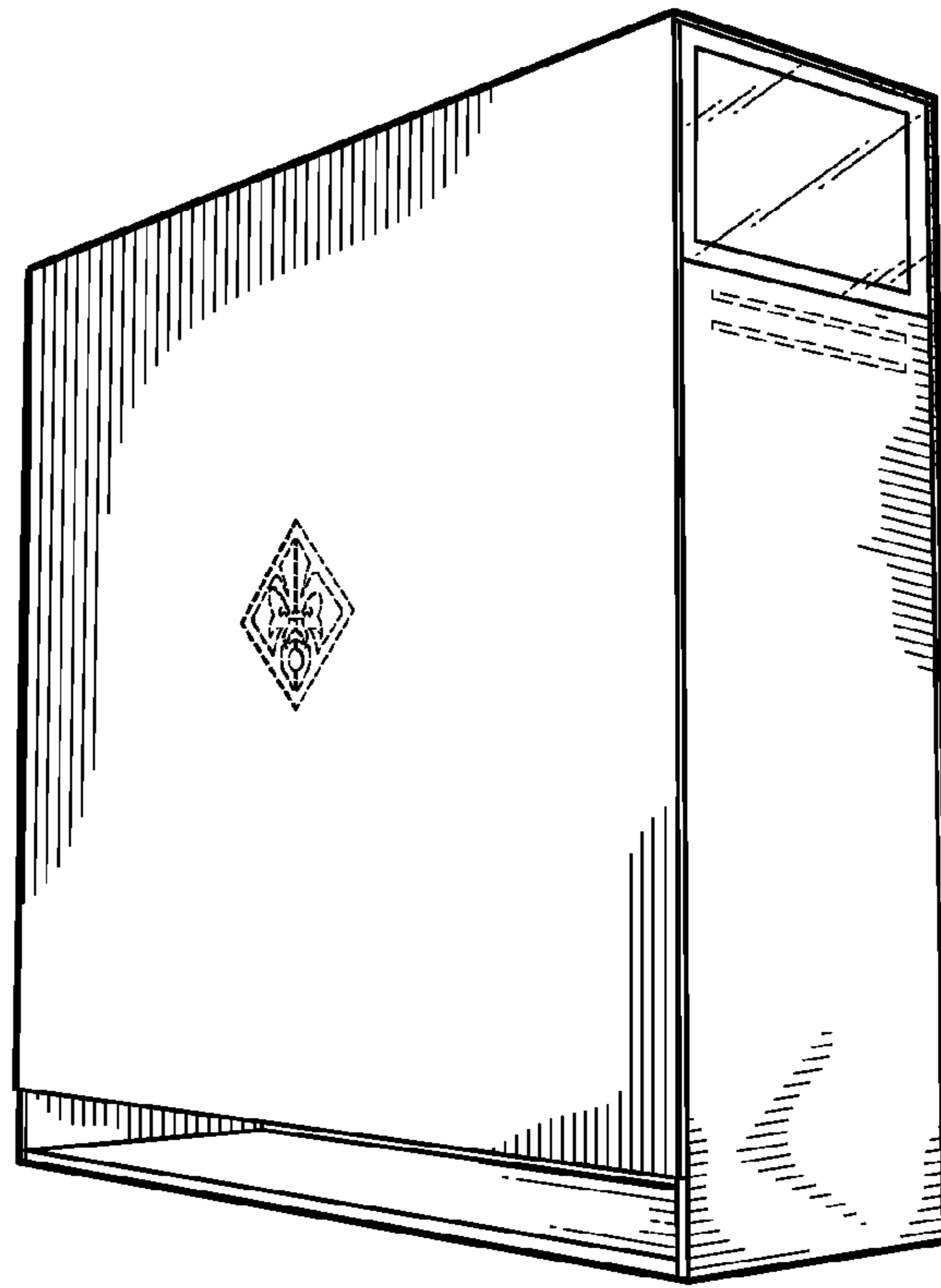


FIG. 1

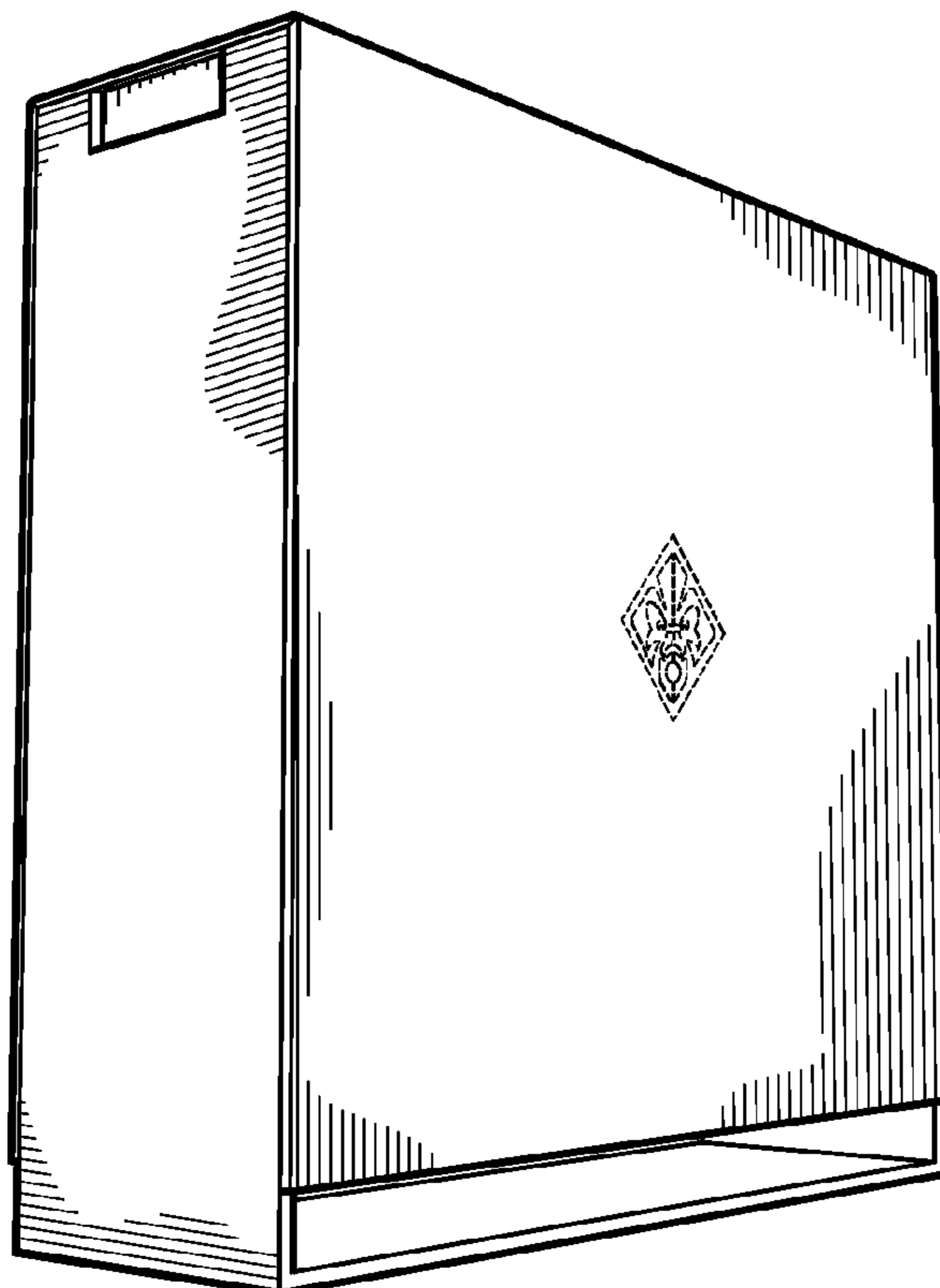


FIG. 2

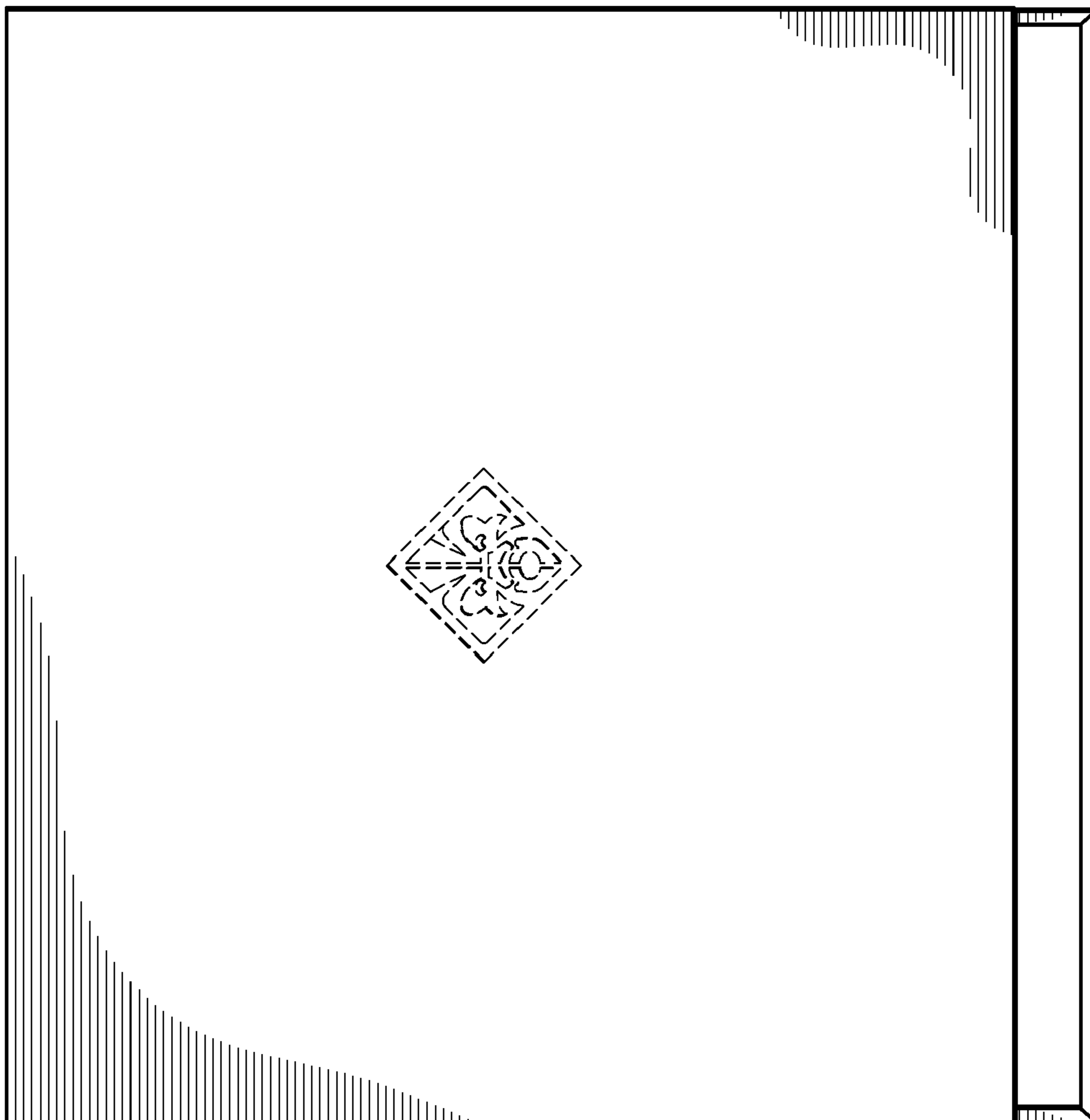


FIG. 5

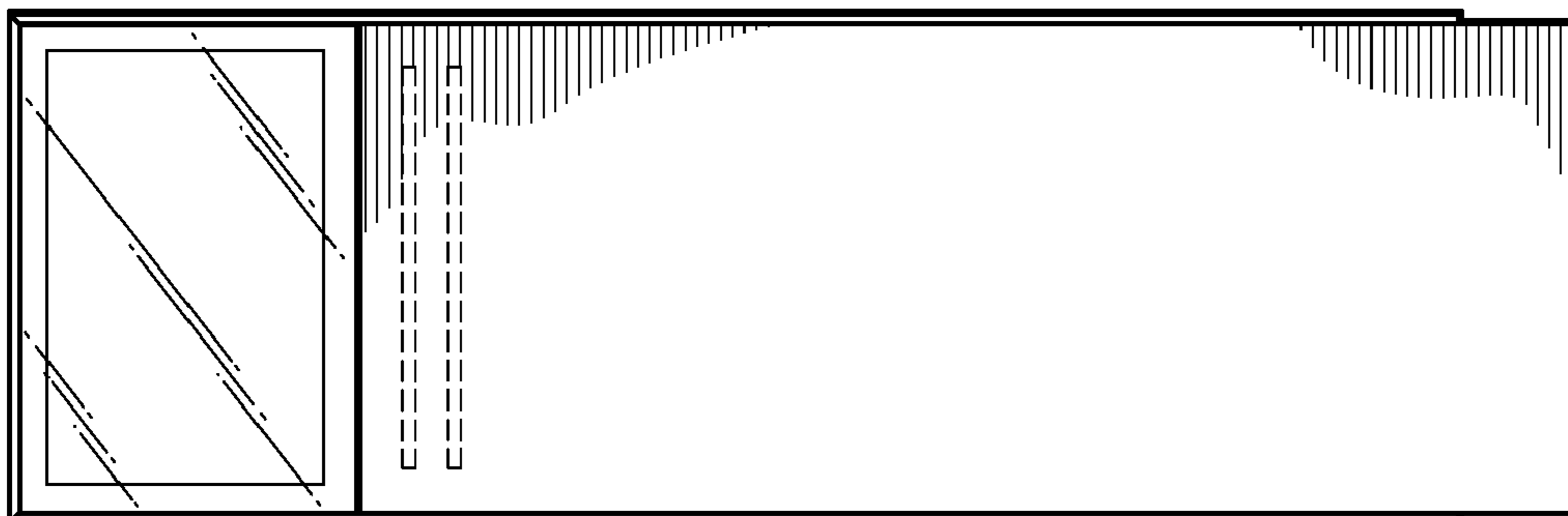


FIG. 3

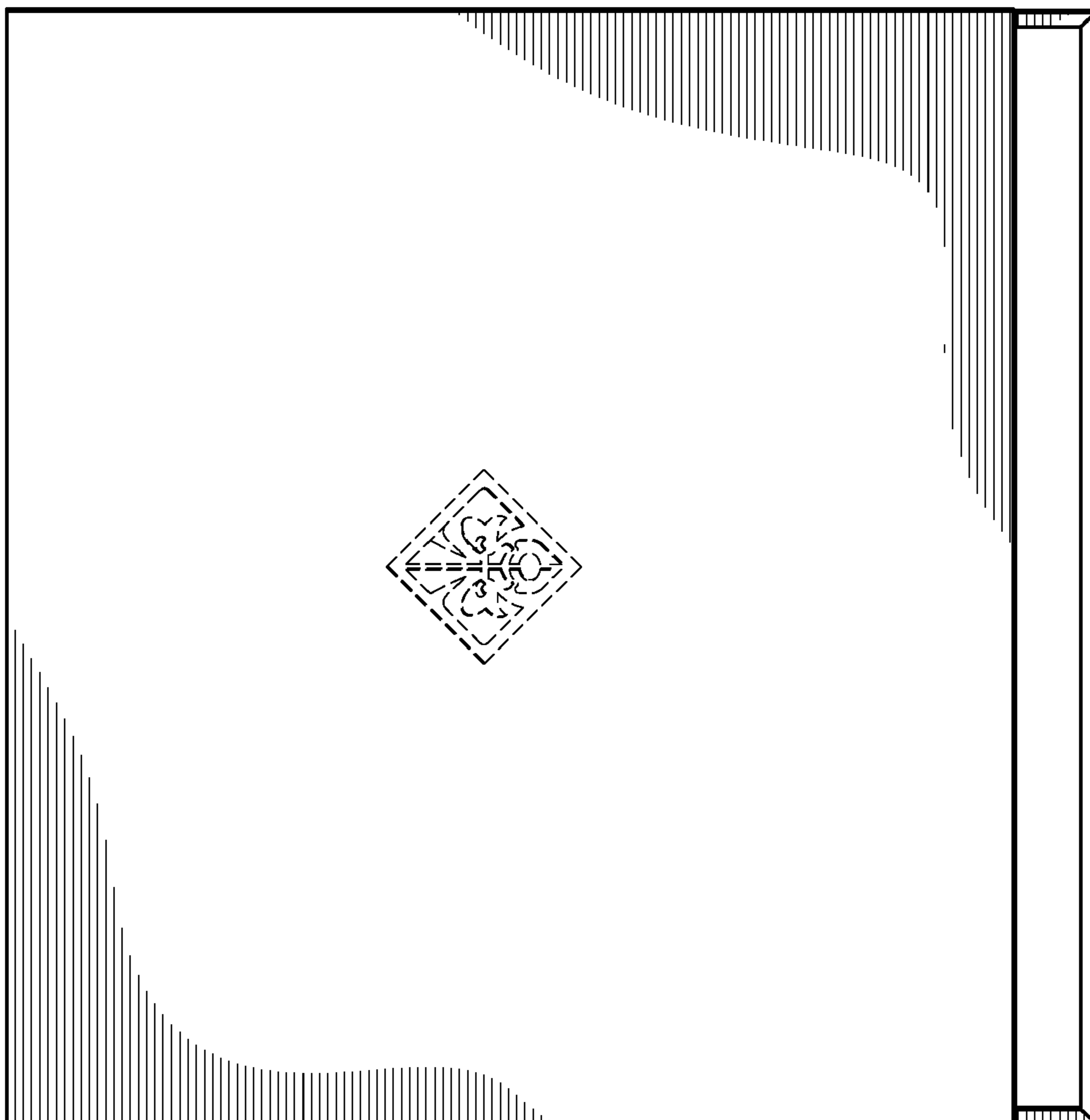


FIG. 6




FIG. 4




FIG. 7