



US00D606539S

(12) **United States Design Patent**
Liao et al.

(10) **Patent No.:** **US D606,539 S**
(45) **Date of Patent:** **** Dec. 22, 2009**

(54) **POCKET PC**

(75) Inventors: **Lun-Feng Liao**, Taipei (TW); **Chi-Tse Shih**, Taipei (TW)

(73) Assignee: **Inventec Corporation**, Taipei (TW)

(**) Term: **14 Years**

(21) Appl. No.: **29/329,272**

(22) Filed: **Dec. 11, 2008**

(30) **Foreign Application Priority Data**

Jun. 13, 2008 (TW) 97303486

(51) **LOC (9) Cl.** **14-02**

(52) **U.S. Cl.** **D14/346; D14/138 AD**

(58) **Field of Classification Search** D14/341-347,
D14/137, 138, 138 AA, 138 R, 138 AB, 138 AC,
D14/138 AD, 138 C, 138 G, 496, 203.1,
D14/203.3, 203.4, 203.5, 203.6, 203.7, 426,
D14/427, 428, 429, 129, 130; D21/333,
D21/324, 329, 330; D18/7; D10/65; 455/556.1,
455/556.2, 566, 575.1, 575.3, 575.4, 90.3;
D19/60; 379/433.04, 433.07, 433.11, 433.12,
379/433.13, 910, 916; 345/169, 901, 905
See application file for complete search history.

(56) **References Cited**

U.S. PATENT DOCUMENTS

D524,809 S * 7/2006 Alcouloumre et al. D14/341
D538,252 S * 3/2007 Joung D14/138 AA

D563,938 S * 3/2008 Kim et al. D14/138 AD
D577,704 S * 9/2008 Park et al. D14/138 AD
D579,434 S * 10/2008 Park et al. D14/138 AD
D578,983 S * 11/2008 Bang et al. D14/138 AD
D580,929 S * 11/2008 Kao et al. D14/346
D580,930 S * 11/2008 Chien et al. D14/346
D590,368 S * 4/2009 Mezaki D14/138 AD
D592,212 S * 5/2009 Hamada et al. D14/346
D592,629 S * 5/2009 Bai et al. D14/138 AD
D595,683 S * 7/2009 Tsai et al. D14/138 AD
2007/0123322 A1 * 5/2007 Mizushina 455/575.1

* cited by examiner

Primary Examiner—Jennifer Rivard

Assistant Examiner—Angela J Lee

(74) *Attorney, Agent, or Firm*—CKC & Partners Co., Ltd.

(57) **CLAIM**

The ornamental design for a pocket PC, as shown and described.

DESCRIPTION

FIG. 1 is a perspective view of a pocket PC showing our new design;

FIG. 2 is a front view thereof;

FIG. 3 is a rear view thereof;

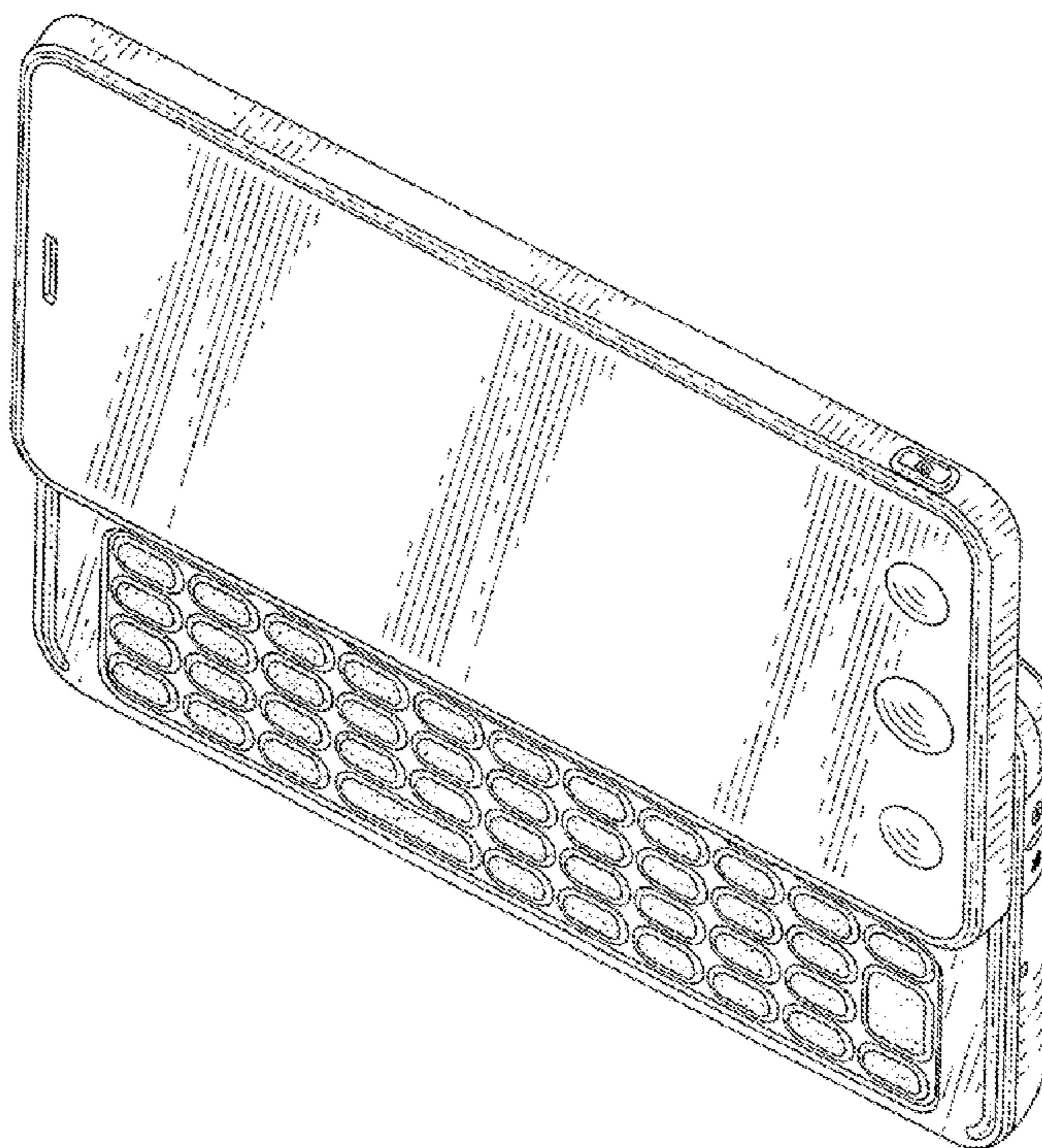
FIG. 4 is a left side view thereof;

FIG. 5 is a right side view thereof;

FIG. 6 is a top view thereof; and,

FIG. 7 is a bottom view thereof.

1 Claim, 5 Drawing Sheets



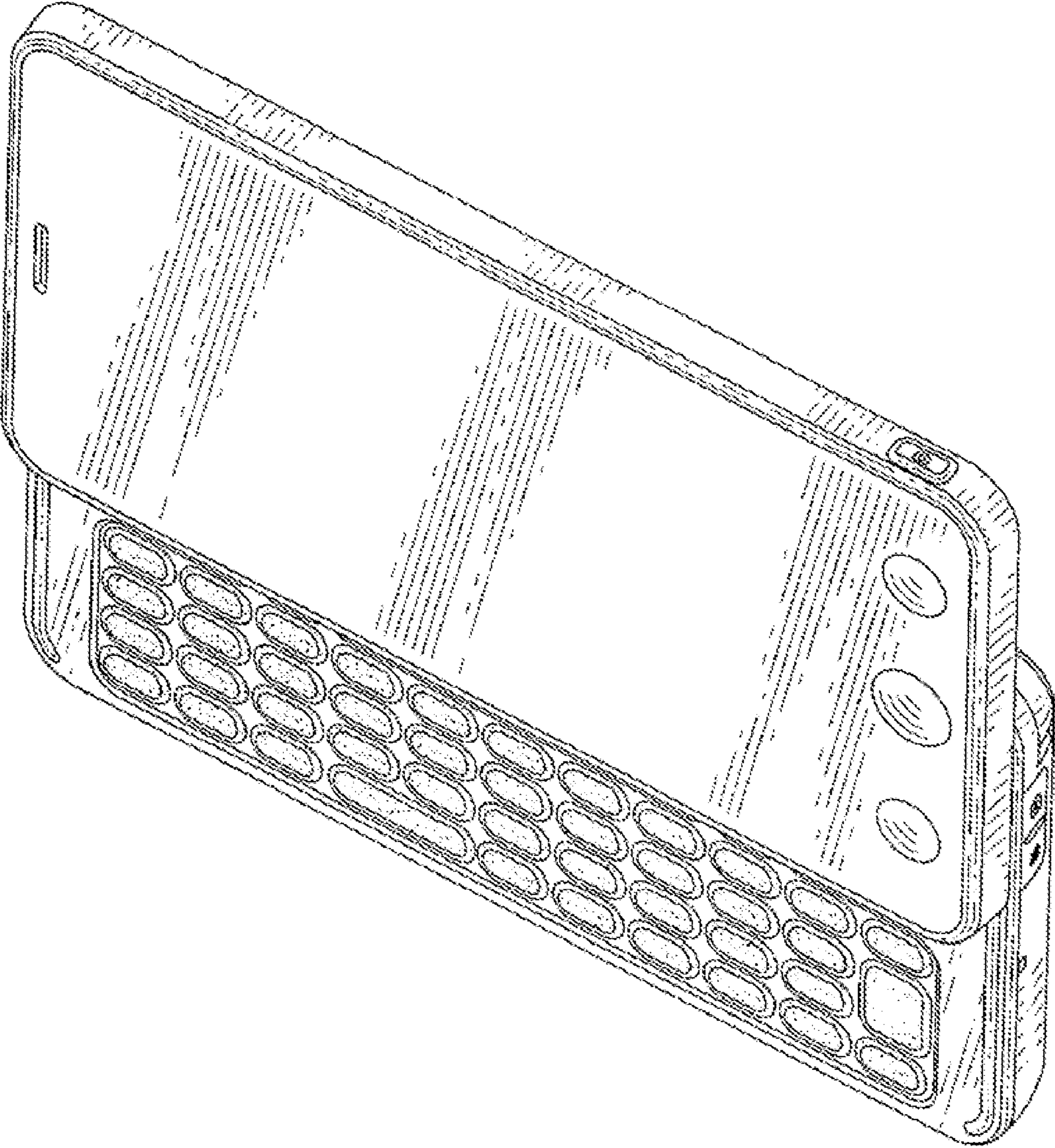


FIG. 1

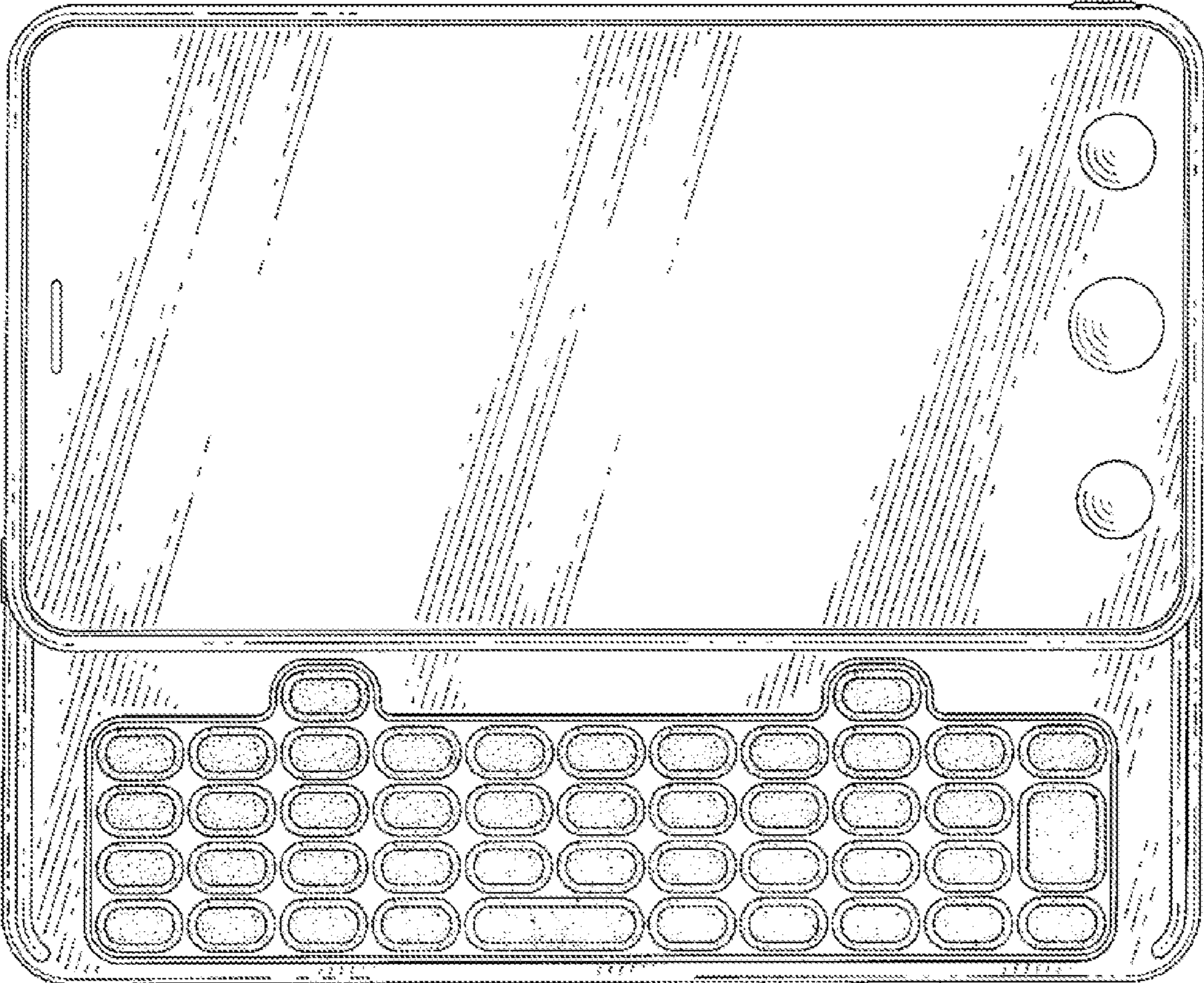


FIG. 2

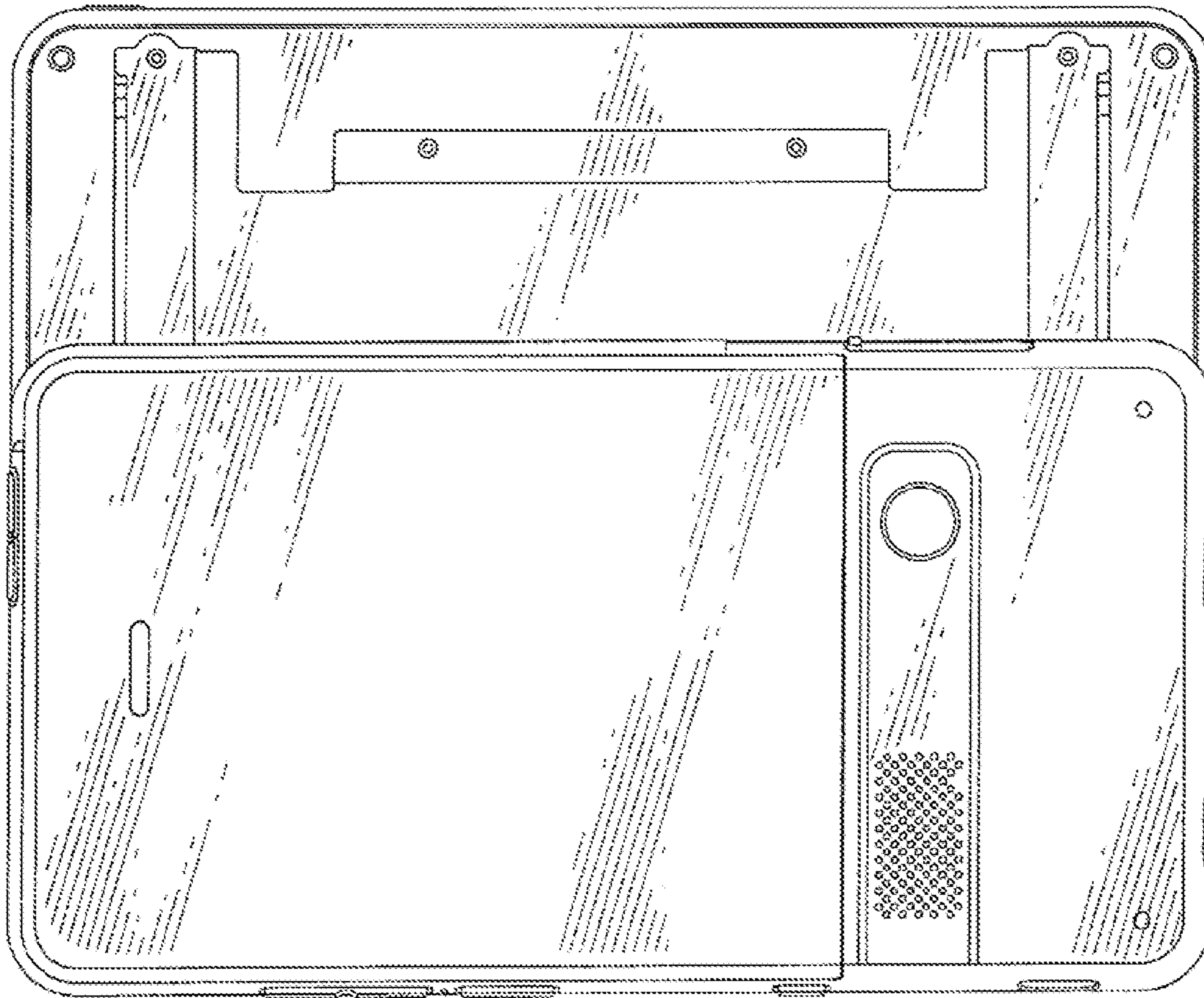


FIG. 3

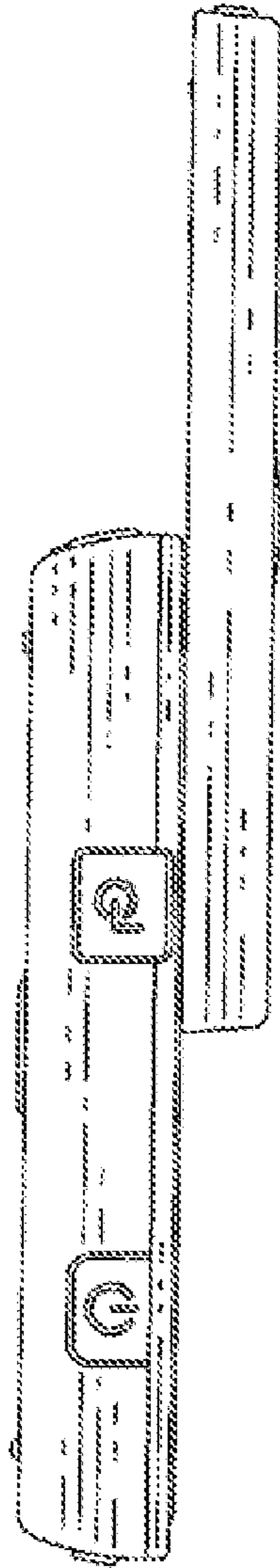


FIG. 4

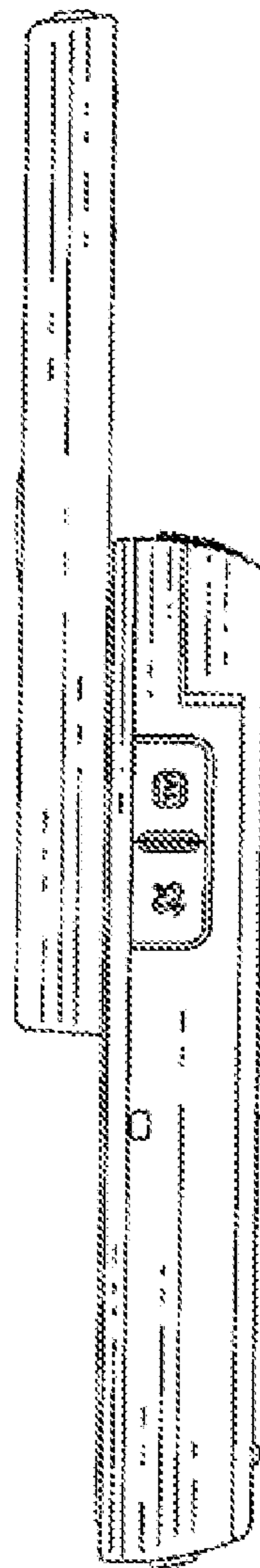


FIG. 5




FIG. 6




FIG. 7