



US00D606512S

(12) **United States Design Patent**
Wood et al.

(10) **Patent No.:** **US D606,512 S**
(45) **Date of Patent:** **** Dec. 22, 2009**

(54) **HANDHELD ELECTRONIC DEVICE**

(75) Inventors: **Todd Andrew Wood**, Guelph (CA);
Cortez Corley, Waterloo (CA); **Roman Peter Rak**, Waterloo (CA)

(73) Assignee: **Research In Motion Limited**, Waterloo (CA)

(**) Term: **14 Years**

(21) Appl. No.: **29/336,059**

(22) Filed: **Apr. 28, 2009**

(51) **LOC (9) Cl.** **14-03**

(52) **U.S. Cl.** **D14/203.7; D14/203.3**

(58) **Field of Classification Search** D14/496,
D14/401, 435, 474, 483, 217, 137, 138, 160,
D14/168, 356, 203.1–203.8, 507; 345/156,
345/169, 173–179, 905; 715/727–729, 864;
710/1, 5, 8; 713/1, 600; 455/1.1, 1.7, 73,
455/344–347, 93, 95, 3.01–3.06, 550.1, 573.1;
370/342–344; 369/1, 2, 6–12; 463/43–47;
273/148 B

See application file for complete search history.

(56) **References Cited**

U.S. PATENT DOCUMENTS

D504,442 S * 4/2005 Kim D14/203.7
6,920,344 B2 * 7/2005 Jang 455/575.5
D516,083 S * 2/2006 Kataoka D14/203.7
7,258,449 B2 * 8/2007 Chong et al. 353/85

D558,787 S * 1/2008 Yu et al. D14/496
D558,834 S * 1/2008 Au Yeung D21/329
D561,198 S * 2/2008 Zhang D14/496
D565,599 S * 4/2008 Jang et al. D14/496
D567,254 S * 4/2008 Lee D14/496

* cited by examiner

Primary Examiner—Prabhakar Deshmukh

(57) **CLAIM**

We claim the ornamental design for a handheld electronic device, as shown and described.

DESCRIPTION

FIG. 1 is a front perspective view of a handheld electronic device showing our new design;

FIG. 2 is a rear perspective view thereof;

FIG. 3 is a front elevational view thereof;

FIG. 4 is a rear elevational view thereof;

FIG. 5 is a right side elevational view thereof;

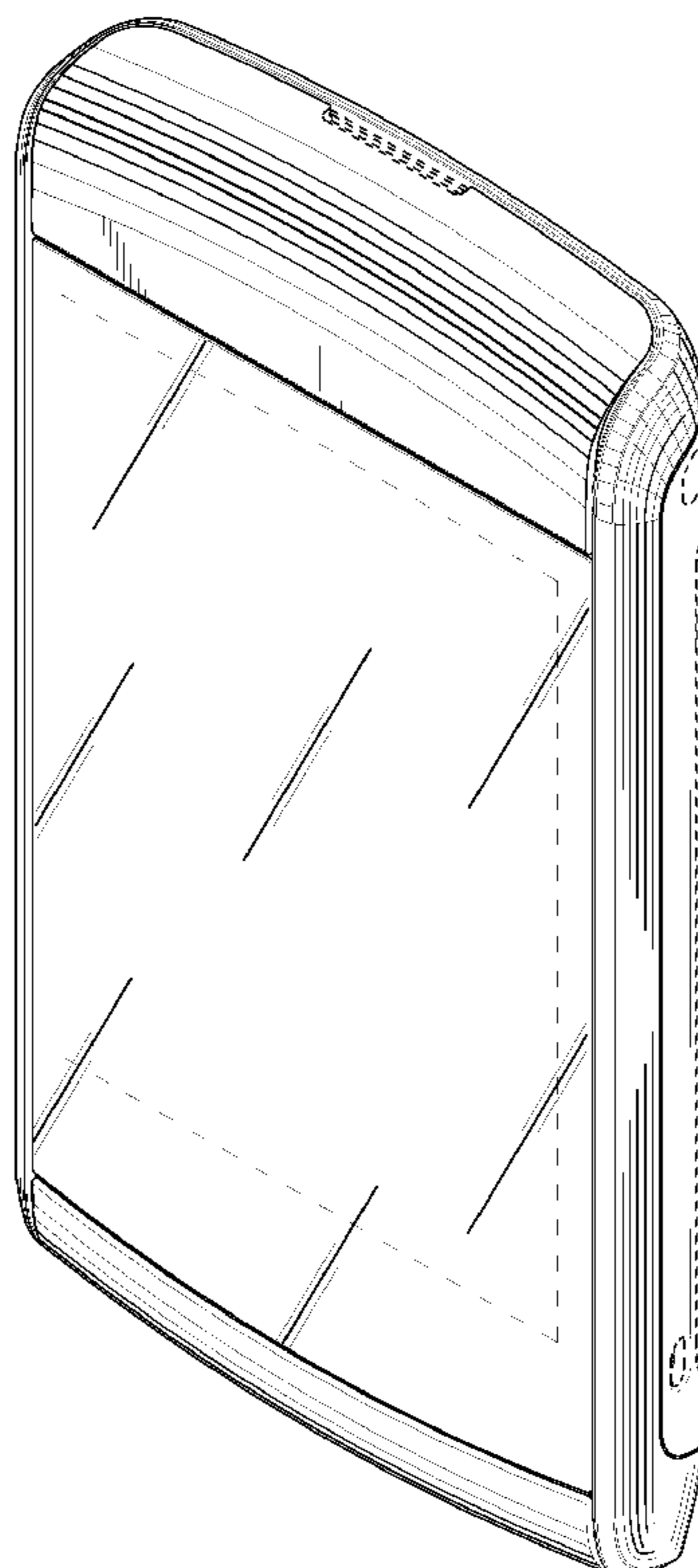
FIG. 6 is a left side elevational view thereof;

FIG. 7 is a top plan view thereof; and,

FIG. 8 is a bottom plan view thereof.

The broken lines, which define the bounds of the claimed design, form no part thereof. The broken lines environmental are for illustrative purpose only and form no part of the claimed design.

1 Claim, 6 Drawing Sheets



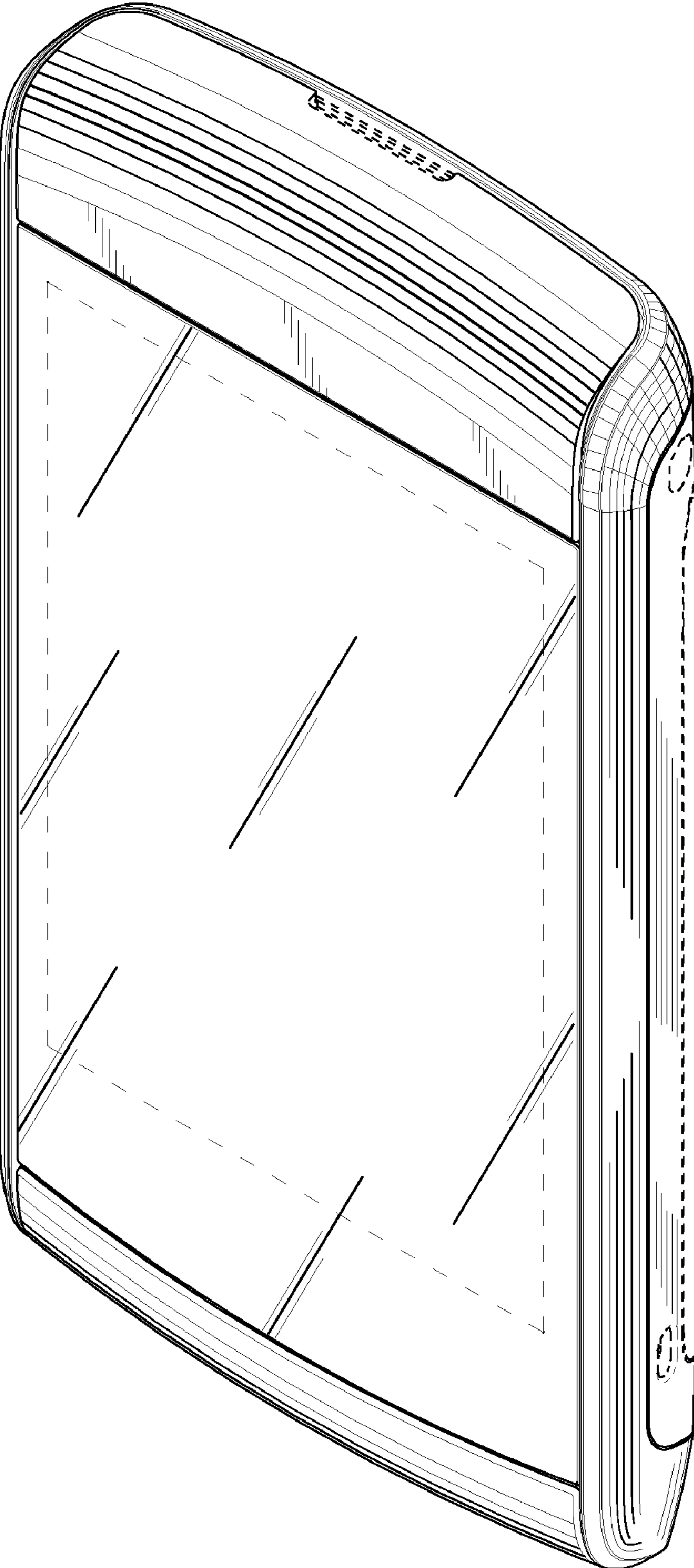


FIG. 1




FIG.2




FIG.3




FIG.4

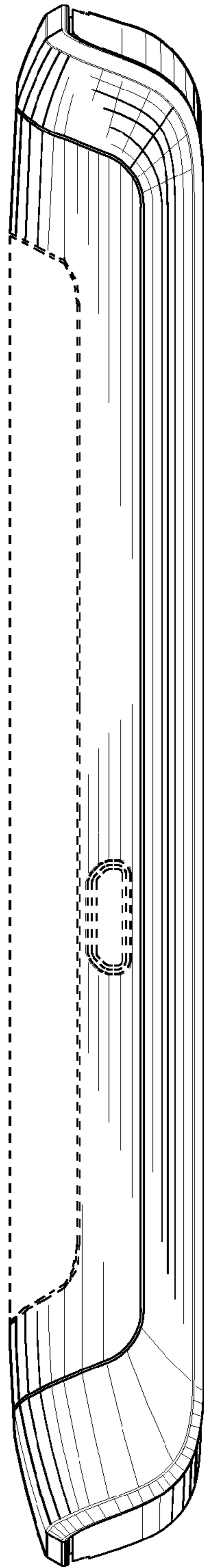


FIG. 5

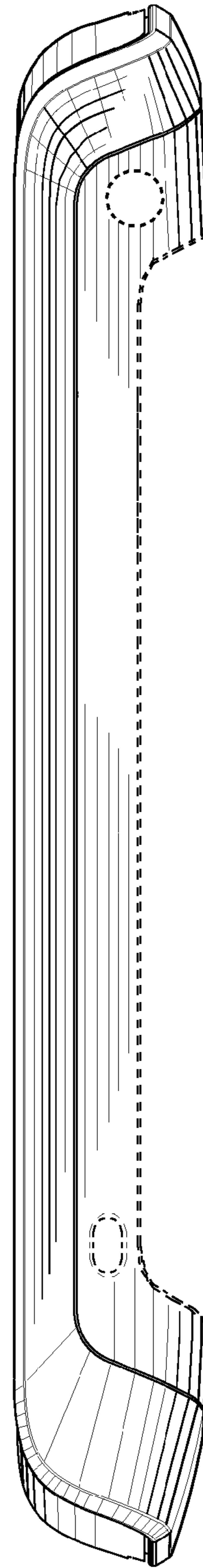


FIG. 6

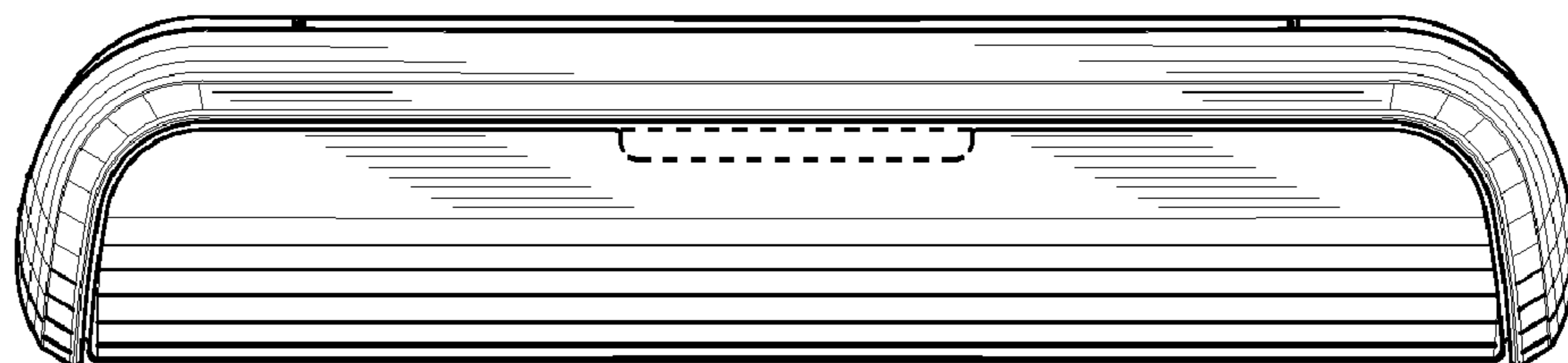


FIG. 7

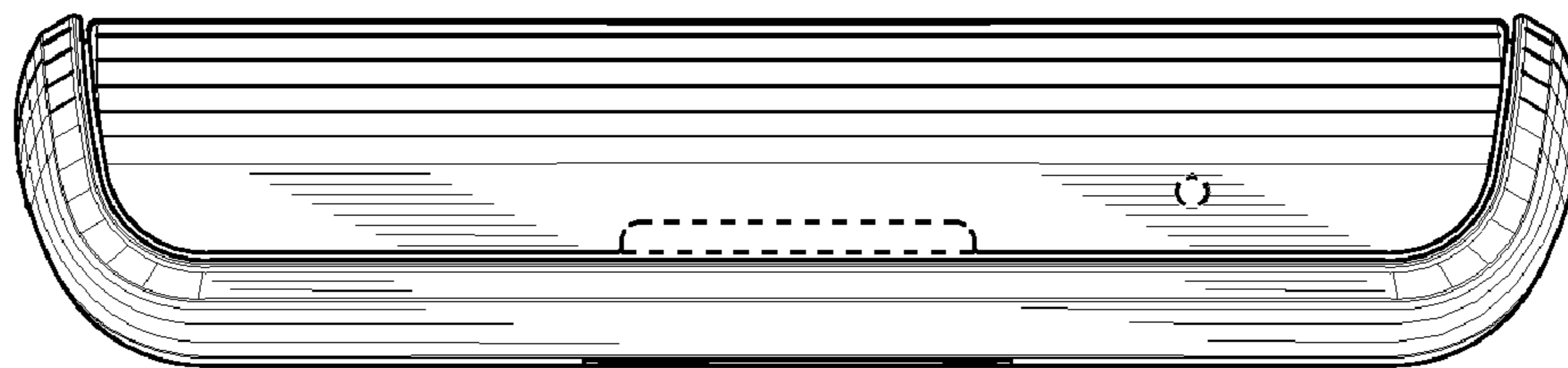


FIG. 8