



US00D606488S

(12) **United States Design Patent**  
**Scheifele**

(10) **Patent No.:** **US D606,488 S**

(45) **Date of Patent:** **\*\* Dec. 22, 2009**

(54) **TIRE SIDEWALL**

(75) Inventor: **Kevin E. Scheifele**, Atwater, OH (US)

(73) Assignee: **Bridgestone Americas Tire Operations, LLC**

(\*\*) Term: **14 Years**

(21) Appl. No.: **29/339,925**

(22) Filed: **Jul. 10, 2009**

(51) **LOC (9) Cl.** ..... **12-15**

(52) **U.S. Cl.** ..... **D12/605**

(58) **Field of Classification Search** ..... D12/500–501,  
D12/544, 579, 600, 605, 604; 152/523–524,  
152/DIG. 12, 555; D7/588, 396.4–396.5  
See application file for complete search history.

(56) **References Cited**

**U.S. PATENT DOCUMENTS**

D385,834 S	11/1997	Ratliff, Jr.	
D450,034 S *	11/2001	Kajikawa	D12/605
D452,203 S *	12/2001	Kajikawa	D12/605
D517,003 S *	3/2006	Shondel	D12/605
D540,250 S	4/2007	Shondel	
D543,497 S *	5/2007	Maxwell et al.	D12/605
D543,933 S	6/2007	Shondel	
D549,168 S	8/2007	Shondel et al.	
D552,535 S *	10/2007	Smith	D12/605
D557,202 S	12/2007	Shondel	
D567,169 S *	4/2008	Maxwell et al.	D12/605

D569,337 S *	5/2008	Iwabuchi	D12/605
D569,338 S	5/2008	Shondel	
D569,792 S *	5/2008	Holden et al.	D12/605
D574,320 S	8/2008	Dixon	
D581,354 S *	11/2008	Harvey	D12/605
D585,017 S	1/2009	Shondel	
D588,532 S *	3/2009	Shondel	D12/605
D596,119 S *	7/2009	Fujita	D12/605
D597,025 S *	7/2009	Fujita	D12/605

\* cited by examiner

*Primary Examiner*—Stacia Cadmus

(74) *Attorney, Agent, or Firm*—Thomas R. Kingsbury

(57) **CLAIM**

The ornamental design for a tire sidewall, as shown and described.

**DESCRIPTION**

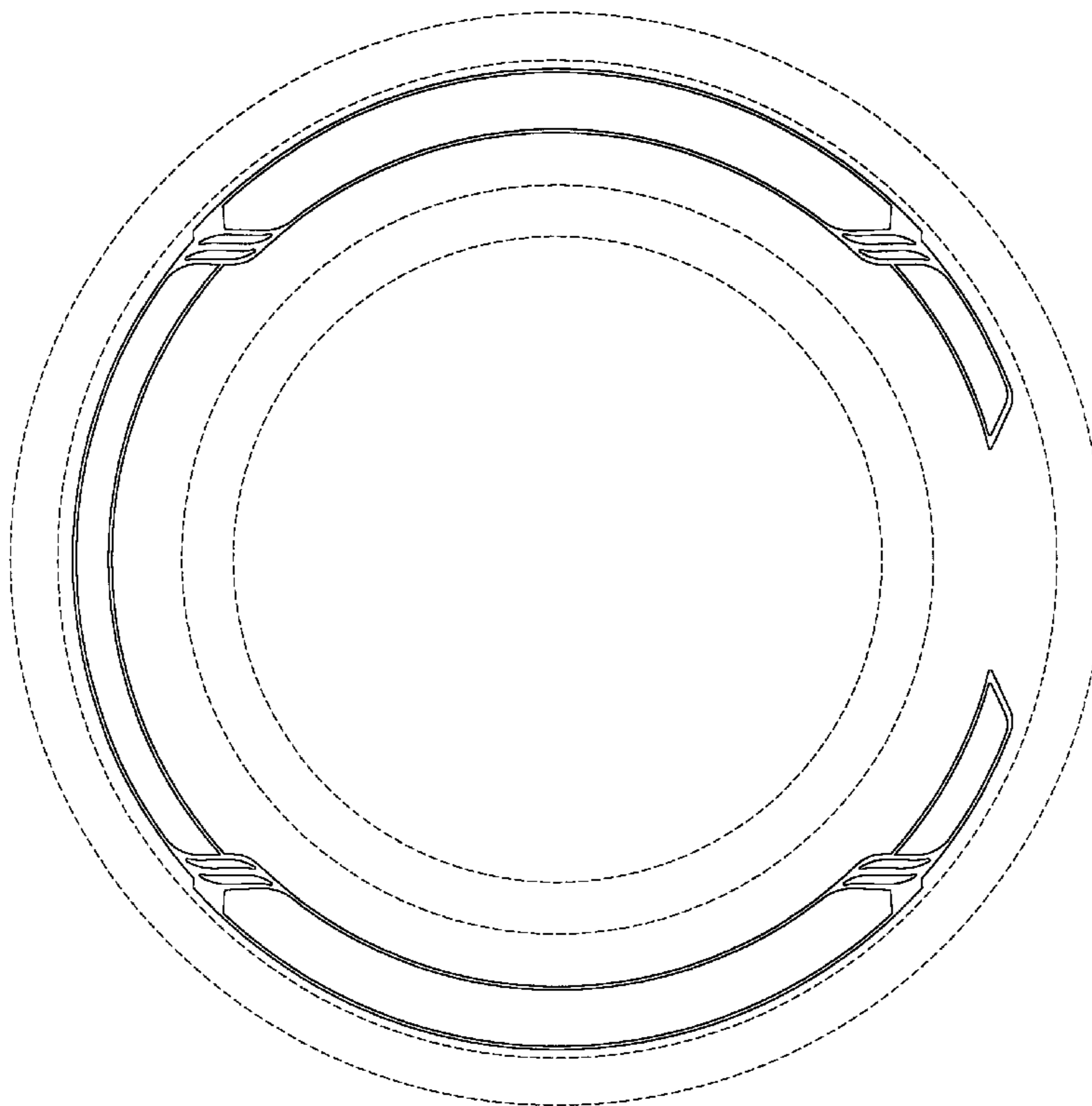
FIG. 1 is a front elevational view of a tire sidewall showing our new design;

FIG. 2 is an enlarged fragmentary view of the upper quadrant of FIG. 1; and,

FIG. 3 is a perspective view thereof.

The broken lines defining the tire tread and inner bead represent unclaimed environmental subject matter; the broken lines immediately adjacent the solid line showing of the tire sidewall represent the boundaries of the claimed design but form no part thereof.

**1 Claim, 3 Drawing Sheets**



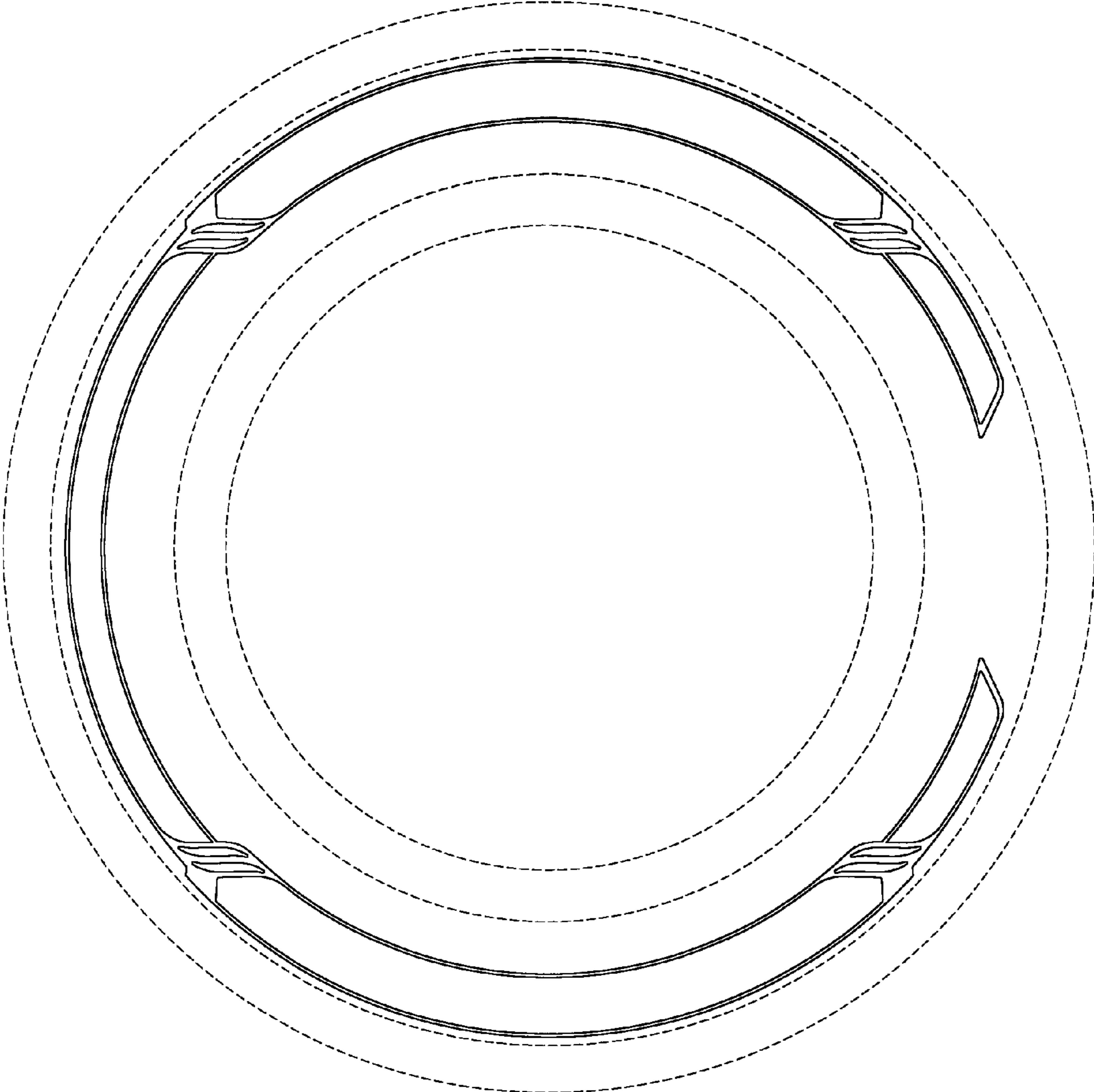


FIG-1

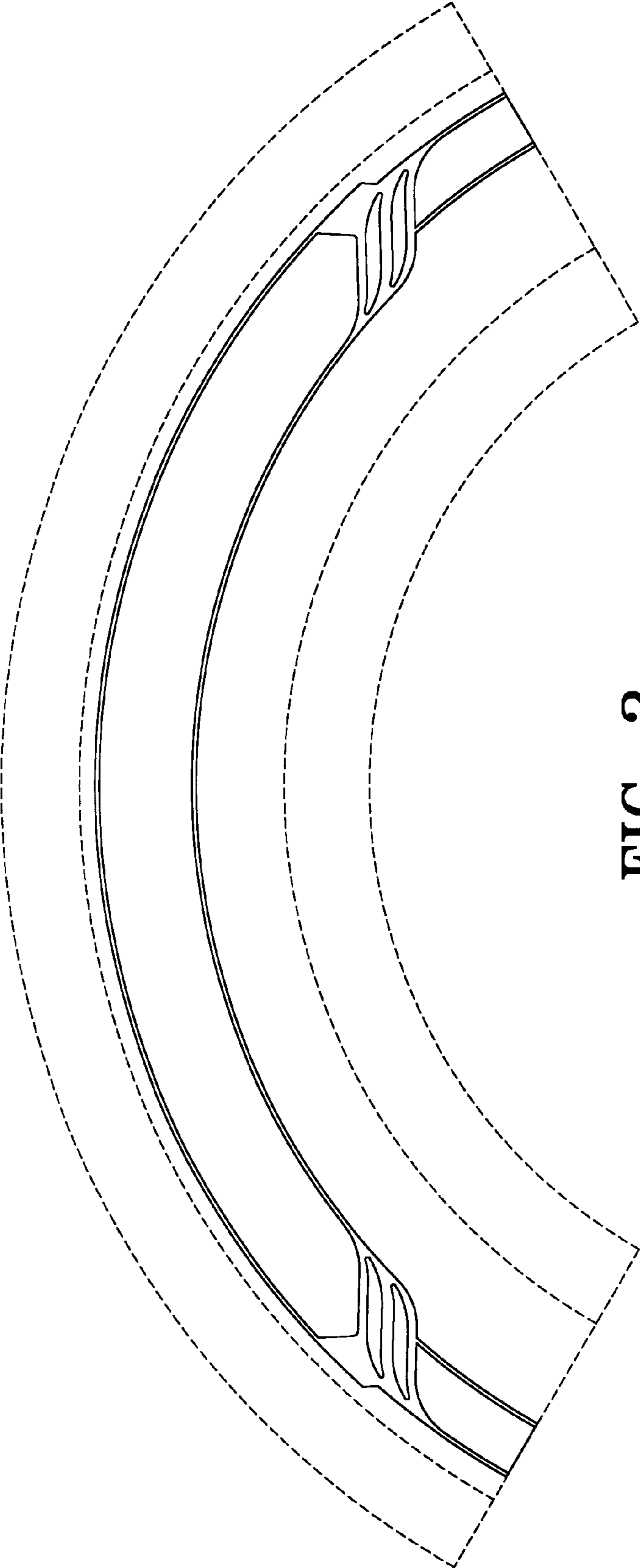


FIG-2

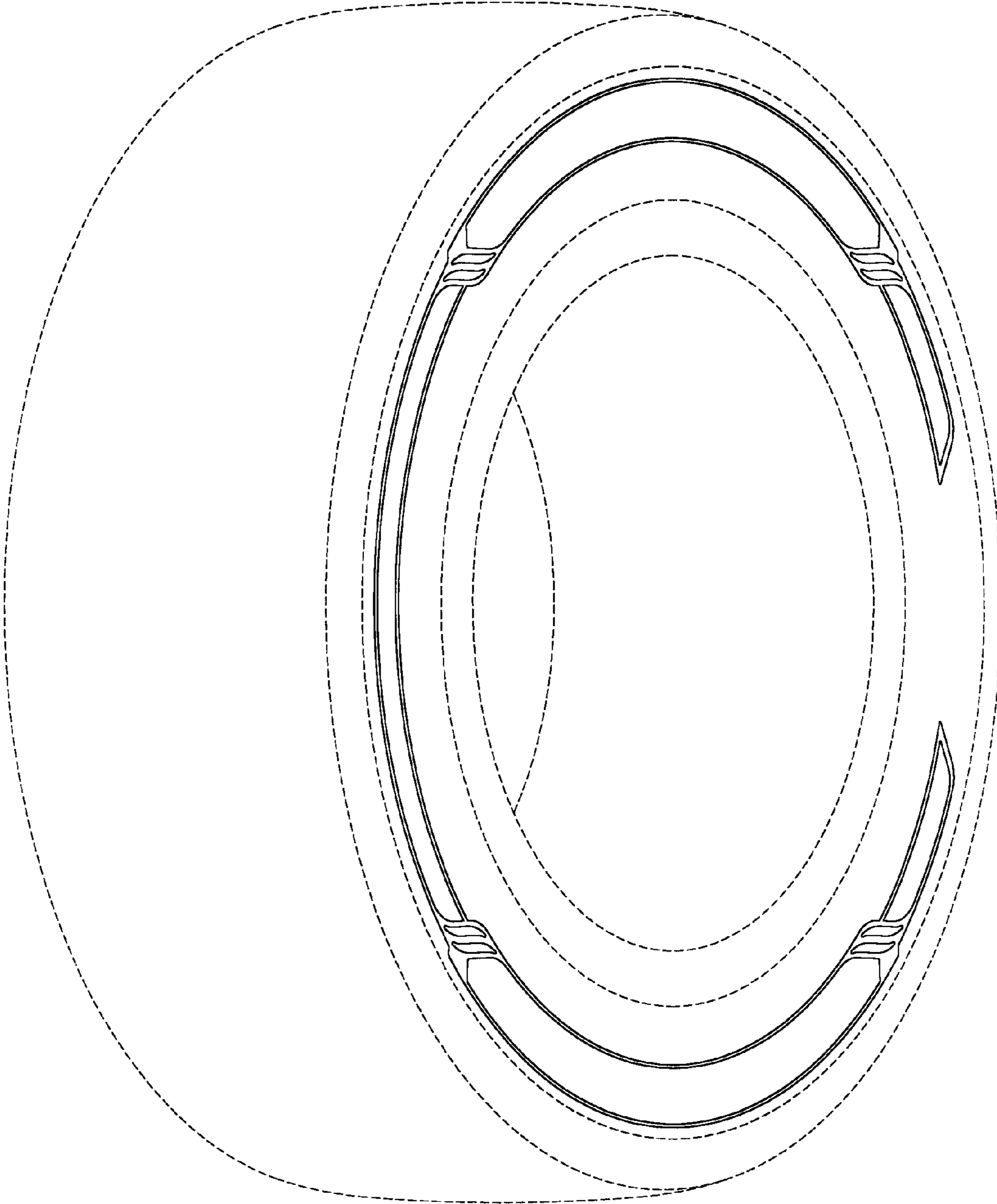


FIG-3