



US00D606483S

(12) **United States Design Patent**
Donnelly et al.

(10) **Patent No.:** **US D606,483 S**

(45) **Date of Patent:** **** Dec. 22, 2009**

(54) **TIRE FOR MOTORCYCLE**

(75) Inventors: **Steven Paul Donnelly**, West Seneca, NY (US); **Neill Rampton**, East Aurora, NY (US)

(73) Assignee: **The Goodyear Tire & Rubber Company**, Akron, OH (US)

(**) Term: **14 Years**

(21) Appl. No.: **29/339,159**

(22) Filed: **Jun. 25, 2009**

(51) **LOC (9) Cl.** **12-15**

(52) **U.S. Cl.** **D12/535**

(58) **Field of Classification Search** D12/533-537, D12/569-572, 900-901, 563; 152/209.1, 152/209.8-209.25, 209.28, 455

See application file for complete search history.

(56) **References Cited**

U.S. PATENT DOCUMENTS

D279,177 S *	6/1985	Walker	D12/535
D294,931 S	3/1988	Ikeda	D12/147
D301,441 S	6/1989	Matsumura	D12/145
D315,703 S	3/1991	Aoki	D12/145
D346,351 S *	4/1994	Suzuki	D12/535
D420,312 S *	2/2000	Hara	D12/535
D434,353 S	11/2000	Jackson et al.	D12/136
D502,681 S *	3/2005	Miyasaka	D12/535
D522,445 S *	6/2006	Shibamoto	D12/535
D522,448 S	6/2006	Toyozawa et al.	D12/535
D522,449 S	6/2006	Toyozawa et al.	D12/535
D524,724 S *	7/2006	Itoi	D12/535
D528,066 S	9/2006	Shibamoto	D12/535
D542,216 S	5/2007	Chapman et al.	D12/535
D553,073 S *	10/2007	Kajimoto	D12/535
D554,044 S *	10/2007	Shibamoto	D12/535
D554,048 S *	10/2007	Matsunami et al.	D12/535

D555,073 S *	11/2007	Zawistowski et al.	D12/535
D565,499 S *	4/2008	Itoi et al.	D12/535
D566,039 S *	4/2008	Itoi	D12/535
D569,787 S *	5/2008	Shibamoto et al.	D12/535

* cited by examiner

Primary Examiner—Stacia Cadmus

(74) *Attorney, Agent, or Firm*—Richard B. O’Planick

(57) **CLAIM**

The ornamental design for a tire for motorcycle, as shown and described.

DESCRIPTION

FIG. 1 is a perspective view of a tire for motorcycle showing our new design, it being understood that the pattern repeats uniformly throughout the circumference of the tread;

FIG. 2 is a front elevational view thereof;

FIG. 3 is a right side elevational view thereof; the other side being a mirror image thereof;


FIG. 4 is an enlarged fragmentary front elevational view thereof;

FIG. 5 is a perspective view of a second embodiment of a tire for motorcycle showing our new design, it being understood that the pattern repeats uniformly throughout the circumference of the tread and that the opposite side perspective view is a mirror image thereof; and,

FIG. 6 is a front elevational view of a second embodiment, it being understood that an enlarged fragmentary view thereof would be substantially identical to that shown in FIG. 4, with the exception of the inclusion of the sidewall in solid lines.

In the drawings, the broken lines showing of the sidewall, inner bead and the peripheral boundary between the tire tread and the sidewall in FIGS. 1 through 4 depict environmental subject matter and form no part of the claimed design.

1 Claim, 6 Drawing Sheets



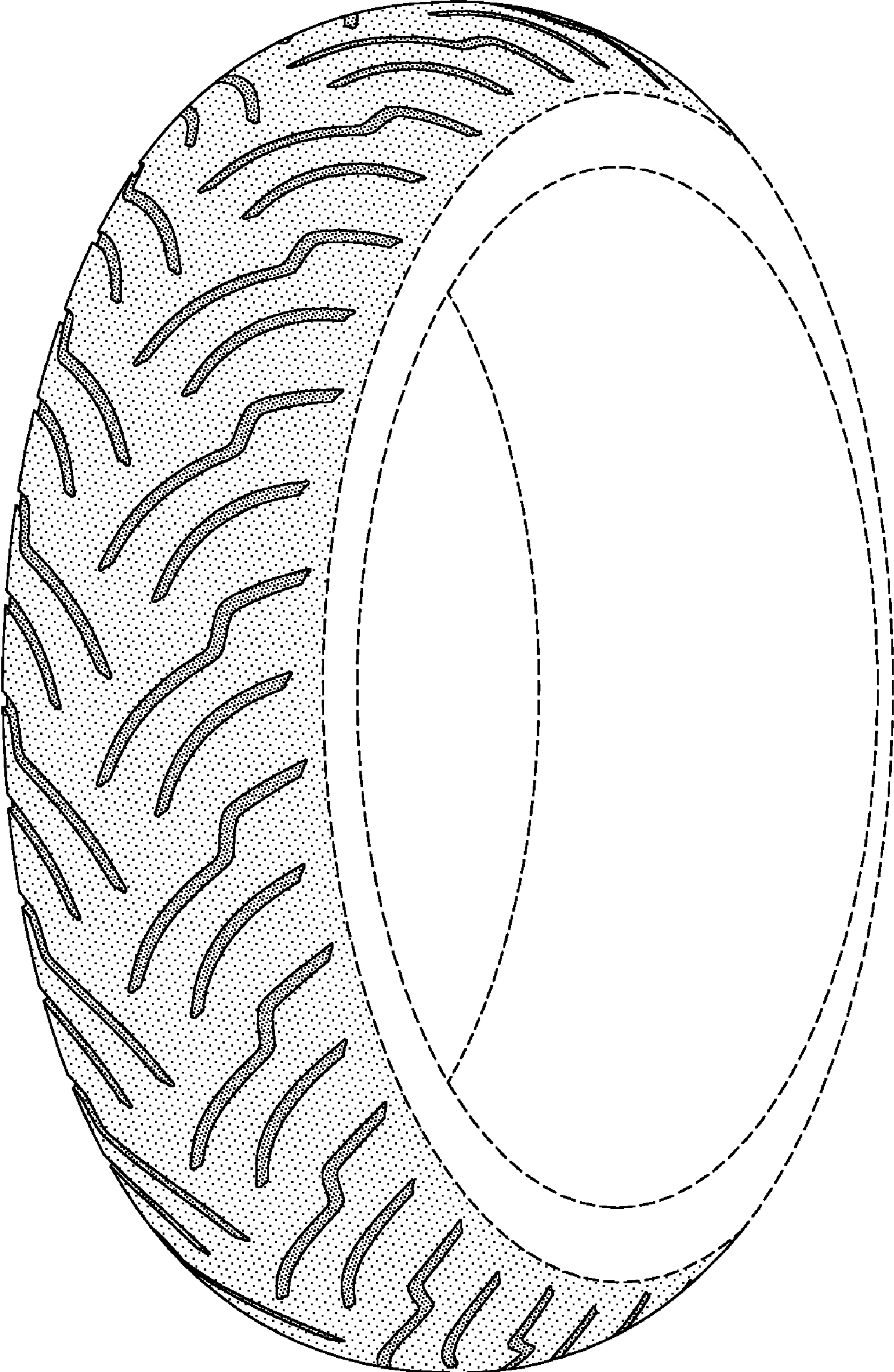


FIG-1




FIG-2




FIG-3

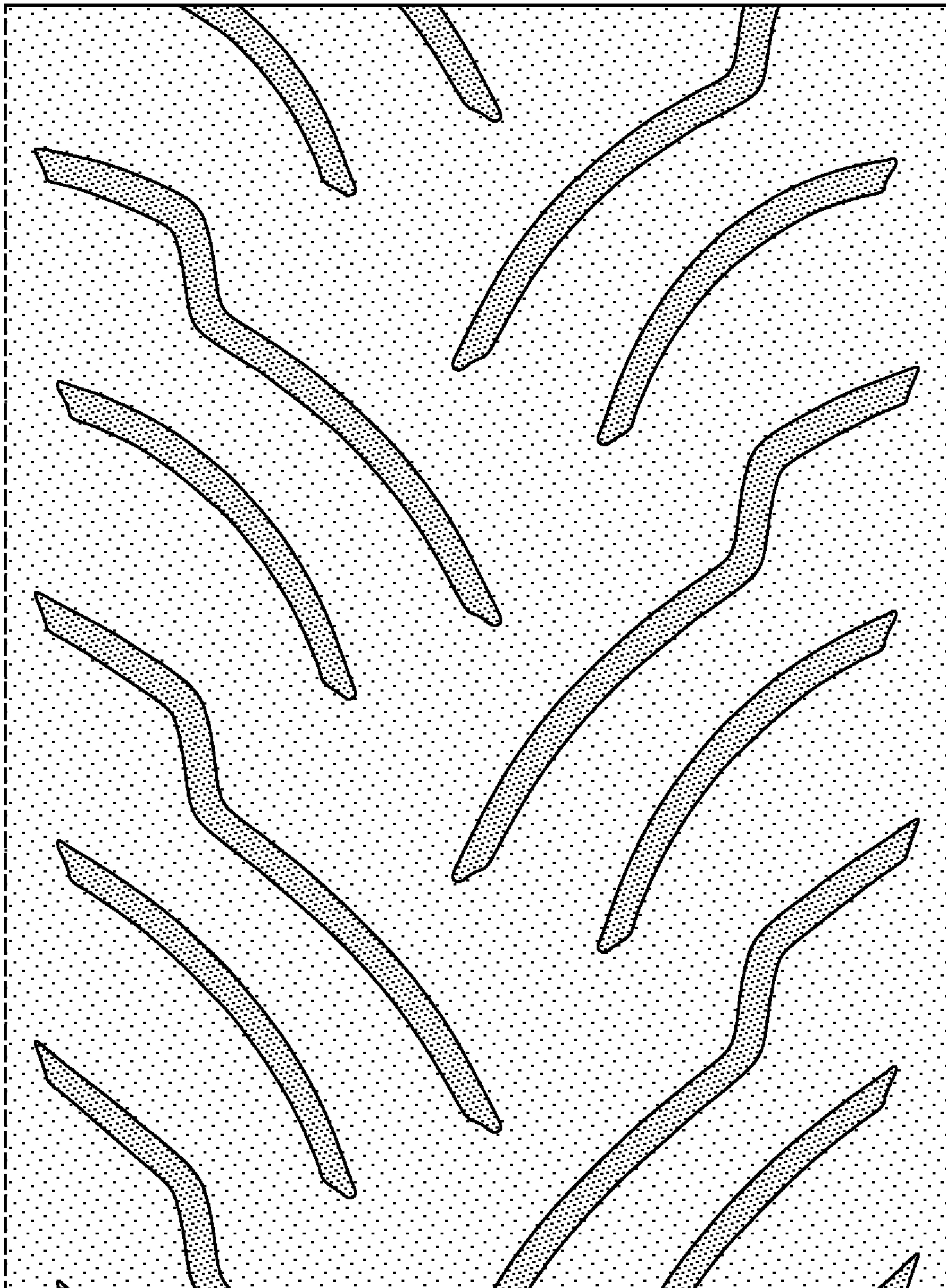


FIG-4

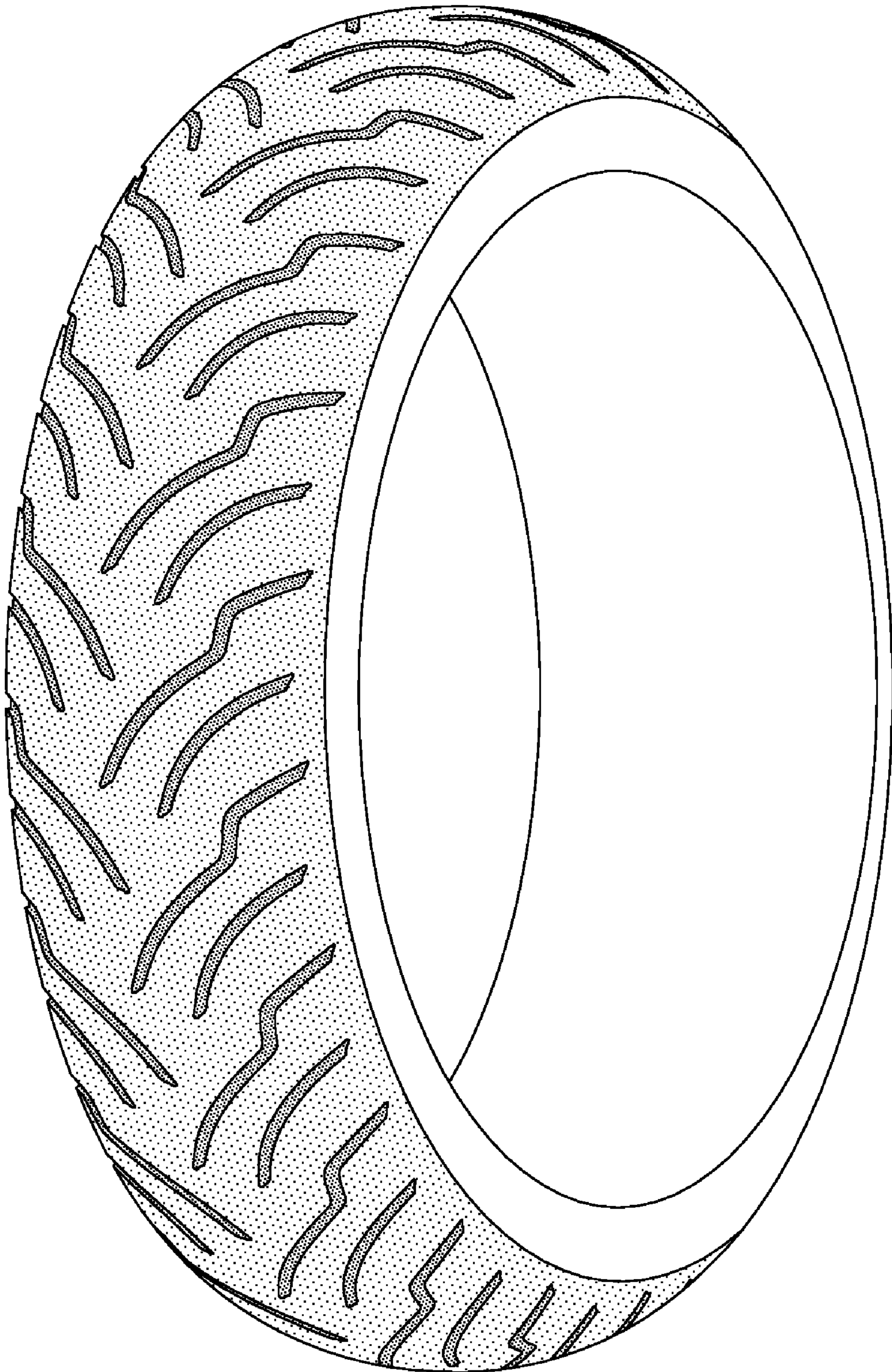


FIG-5




FIG-6