



US00D606469S

(12) **United States Design Patent**
Varga

(10) **Patent No.:** **US D606,469 S**

(45) **Date of Patent:** **** Dec. 22, 2009**

(54) **MIRROR ASSEMBLY**

(75) Inventor: **Peter Varga**, Pforzheim (DE)

(73) Assignee: **Dr. Ing. h.c. F. Porsche AG**, Weissach (DE)

(**) Term: **14 Years**

(21) Appl. No.: **29/281,571**

(22) Filed: **Jun. 26, 2007**

(30) **Foreign Application Priority Data**

Dec. 27, 2006 (DE) 4 06 06 495

(51) **LOC (9) Cl.** **12-16**

(52) **U.S. Cl.** **D12/187**

(58) **Field of Classification Search** D12/187,
D12/188-189, 96; D6/300, 309; 359/838,
359/841, 843, 844, 868, 871, 604, 881, 514,
359/866; 248/479-483, 475.1

See application file for complete search history.

(56) **References Cited**

U.S. PATENT DOCUMENTS

D549,142 S * 8/2007 Sinkwitz D12/187

7,334,925 B2 * 2/2008 Pastrick et al. 362/494
D576,933 S * 9/2008 Smith D12/187
2009/0015955 A1 * 1/2009 Muller 359/871
2009/0059403 A1 * 3/2009 Chang 359/843

* cited by examiner

Primary Examiner—Caron Veynar
Assistant Examiner—Katrina A Kile

(57) **CLAIM**

The ornamental design for a mirror assembly, as shown and described.

DESCRIPTION

FIG. 1 is a front view of the mirror assembly, showing my new design;

FIG. 2 is a left-side view thereof;


FIG. 3 is a right-side view thereof;

FIG. 4 is a top view thereof;

FIG. 5 is a rear view thereof; and,

FIG. 6 is a bottom, perspective view thereof.

1 Claim, 3 Drawing Sheets






FIG. 1




FIG. 2




FIG. 3




FIG. 4




FIG. 5

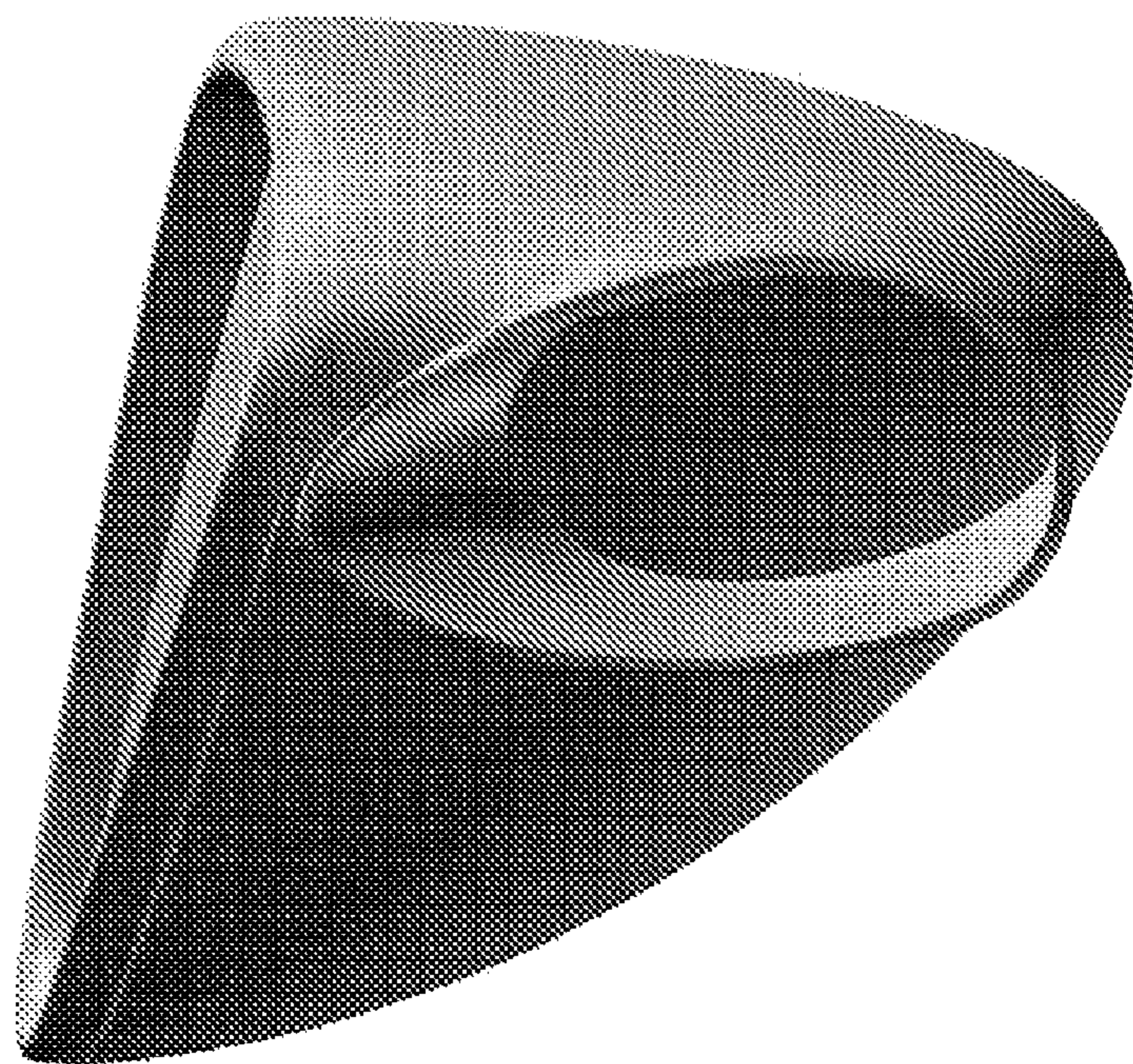


FIG. 6